TOWN OF BLACK MOUNTAIN

Town Hall, 160 Midland Avenue, Black Mountain, NC 28711

Date: June 21, 2021 Time: 8:30 a.m. Special Call Agenda

*The agenda and all related documentation may be accessed electronically via Wi-Fi in Town Hall. From your laptop or smartphone, access the Town's website at www.townofblackmountain.org. **Click** on **Town Government** and select **Mayor and Town Council** to download materials for all Town board meetings.*

Conserve resources; print only when necessary.

The Town of Black Mountain is committed to providing accessible facilities, programs and services for all people in compliance with the American with Disabilities Act (ADA). Hearing assistive devices are available at the door. Should you need other assistance or accommodation for this meeting, please contact Town Clerk Savannah Parrish at 419-9310, or by email at savannah.parrish@townofblackmountain.org
(828) 419-9300 / TDD (800) 735-2962

1. CALL TO ORDER

- Welcome

2. NEW BUSINESS

A. Police Chief Recruit Process Discussion

3. PUBLIC HEARING

*The chair will recognize individuals requesting to address the Council regarding the specific topic of the public hearing. **Public hearing comments by any on speaker shall be limited to ten (10) minutes**. The Mayor reserves the right to alter time limits and other rules of procedure at the beginning of each Public Hearing.*

A. Public Hearing for FY21-22 Budget

Motion:
To open the public hearing for the FY21-22 Budget Ordinance.

To close the public hearing.

To adopt Fiscal Year 2021-22 Budget as presented [or as amended] effective July 1, 2021.

4. COMMUNICATION FROM STAFF

A. Town Manager – Josh Harrold

5. COMMUNICATION FROM MAYOR AND TOWN COUNCIL

6. ADJOURNMENT

Josh Harrold
Town Manager

PUBLIC NOTICE

BLACK MOUNTAIN TOWN COUNCIL

FY21-22 BUDGET PUBLIC HEARING
Special Call Meeting

Monday, June 21, 2021 at 8:30 a.m.

The Town of Black Mountain's Budget and Five Year Capital Improvement Plan for FY21-22 has been submitted to the Town Council on *Thursday, June 3,2021* and a copy is available for public inspection in the office of the Town Clerk, 160 Midland Ave., Black Mountain, NC as required in NC G.S. 159-12.

The Town Council will hold a public hearing on the FY21-22 Budget and Five Year Capital Improvement Plan during a special call meeting on **Monday, June 21, 2021 at 8:30 a.m**. in the Board Room in the Town Hall Building, 160 Midland Avenue, Black Mountain, NC. Please note that this public hearing will also include the Town's fee schedules for Fiscal Year 2021-22, including but not limited to land development fees and the stormwater utility fees.

There will also be a discussion of the Town of Black Mountain Police Chief recruitment process.

The meeting is open to the public. Savannah M. Parrish
Savannah Parrish
Town Clerk

The Town of Black Mountain is committed to providing accessible facilities, programs and services for all people in compliance with the Americans with Disabilities Act (ADA). Should you need assistance or a particular accommodation for this meeting please contact, Savannah Parrish, Town Clerk at 419-9310 or by email at townclerk@townofblackmountain.org

Please visit www.townofblackmountain.org to obtain agenda packets and other meeting information.

Posted to the Town Bulletin Board 6/10/21
Published in the Black Mountain News 6/17/21

NOTICIA PÚBLICA
BLACK MOUNTAIN CONCEJO MUNICIPAL

AF21-22 PRESUPUESTO

Lunes 21 de Junio 2021 a las 8:30 a.m.

El Presupuesto de la Ciudad se presentó al Concejo Municipal el Jueves 3 de Junio 2021 y una copia está disponible para inspección pública en la oficina del Secretario Municipal, 160 Midland Ave., Black Mountain, NC como se requiere en NC GS 159 -12.

Habrá una audiencia pública sobre el presupuesto del año fiscal 21-22 el Lunes 21 de Junio 2021 a las 8:30 a.m., 160 Midland Avenue, Black Mountain, NC. Tenga en cuenta que esta audiencia pública también incluirá las tablas de tarifas de la ciudad para el año fiscal 2021-22, incluidas, entre otras, las tarifas servicios de aguas pluviales.

La reunión está abierta al público.

Savannah M. Parrish
Savannah Parrish
Town Clerk

La ciudad de Black Mountain se compromete a brindar servicios para todas las personas de conformidad con la Ley de Estadounidenses con Discapacidades (ADA). Si necesita ayuda o una adaptación en particular para esta reunión, comuníquese con Savannah Parrish, secretaria municipal al 419-9310 o por correo electrónico a townclerk@townofblackmountain.org

Visite www.townofblackmountain.org para obtener paquetes de la agenda y otra información sobre la reunión.

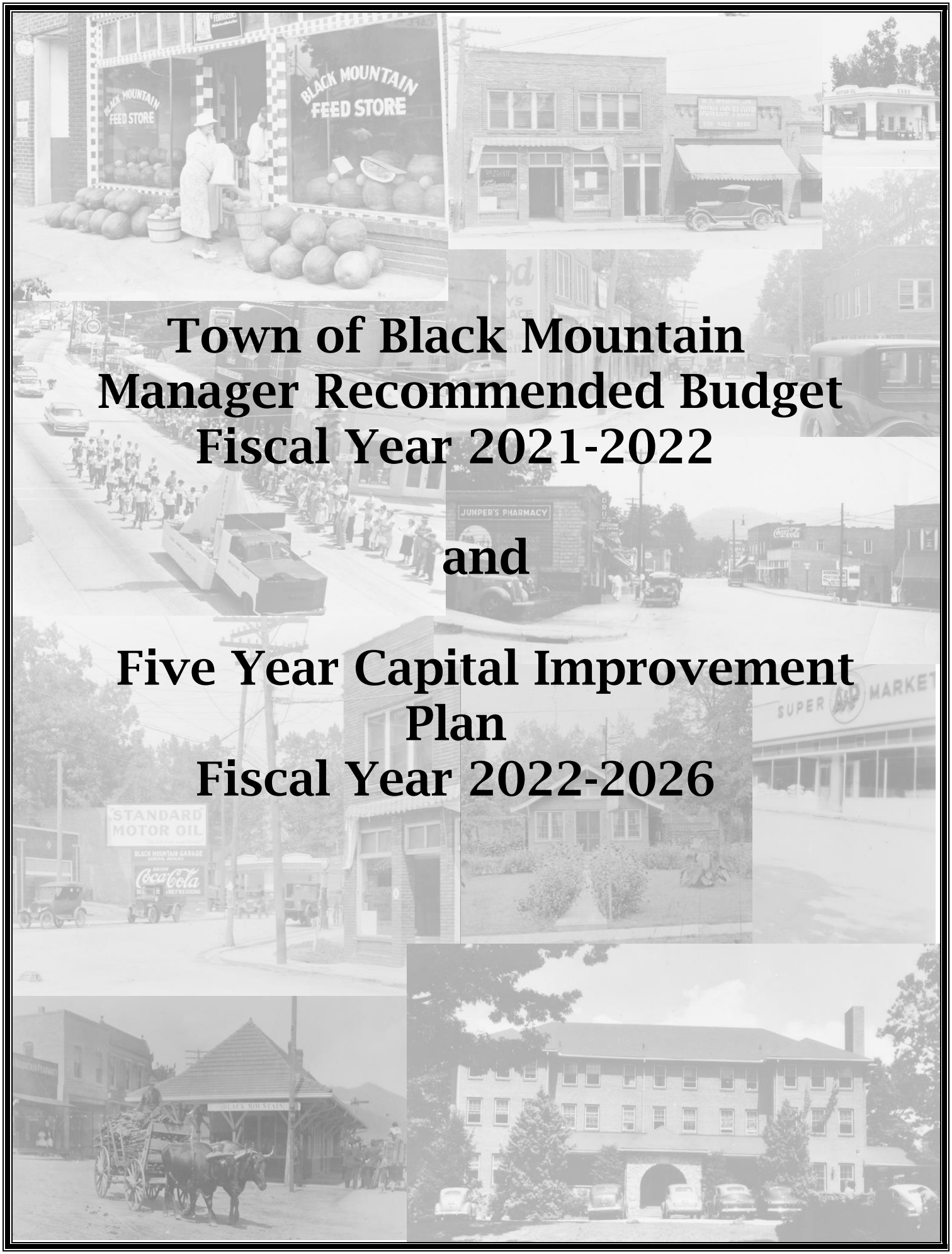

Town of Black Mountain
Manager Recommended Budget
Fiscal Year 2021-2022

and

Five Year Capital Improvement Plan
Fiscal Year 2022-2026

THIS PAGE INTENTIONALLY LEFT BLANK.

Town of Black Mountain

Manager Recommended Budget, Fiscal Year 2021-2022

and

Five Year Capital Improvement Plan

Larry B. Harris, Mayor

Ryan Stone, Vice Mayor

Tim Raines, Council Member

Archie Pertiller, Council Member

Pam King, Council Member

Doug Hay, Council Member

Josh Harrold, Town Manager

Town of Black Mountain

Manager Recommended Budget (FY21-22)

Capital Improvement Plan (FY22-FY26)

TABLE OF CONTENTS

INTRODUCTORY Section

Budget Overview	page 1
Total Funds Budget Summary	page 11

GENERAL FUND Section

General Fund Budget Summary	page 13
General Fund Revenues Summary	page 15
Governing Board	page 19
Administration Department	page 23
Public Buildings	page 28
Building, Planning, and Zoning	page 33
Police Department	page 39
Fire Department	page 45
Public Services	page 50
Recreation Services	page 74

WATER FUND Section

Water Fund Budget Summary	page 85
Water Fund Revenues	page 86
Water - Operations Division	page 87
Water - Customer Service Division	page 91

GOLF FUND Section

Golf Fund Budget Summary	page 94
Golf Fund Revenues	page 95
Golf - Operations	page 96
Golf - Pro Shop	page 100

STORMWATER FUND Section

Stormwater Budget Summary	page 103
Stormwater Revenue	page 105
Stormwater Operations	page 106

APPENDICES Section

Schedule of Fees and Rates	page 108
Glossary	page 114

(continued on next page)

TABLE OF CONTENTS (continued)

INTRODUCTORY Section

Capital Improvement Plan Guide	page 117

GENERAL FUND Section

General Fund CIP summary	page 118
Admin and Public Buildings CIP	page 120
Building, Planning, and Zoning CIP	page 124
Police Department CIP	page 130
Fire Department CIP	page 133
Public Services – Streets CIP	page 144
Public Services - Powell Bill CIP	page 149
Recreation Services CIP	page 154

WATER FUND Section

Water - Operations CIP	page 165

THIS PAGE INTENTIONALLY LEFT BLANK.

Town of Black Mountain

160 Midland Avenue • Black Mountain, North Carolina 28711
Phone (828) 419-9310 • Fax (828) 669-4204 • TDD 800-735-2962
www.townofblackmountain.org

June 3, 2021

The Honorable Larry B. Harris, Mayor
Town Council
Town of Black Mountain, North Carolina

Dear Mayor and Town Council:

I am pleased to submit for your consideration the proposed budget for Fiscal Year 2021-22. This budget is balanced with respect to revenues and expenditures and meets all of the requirements of the North Carolina Local Government Budget and Fiscal Control Act.

Revenue Neutral Tax Rate

This year is a property tax reappraisal year for Buncombe County. The Town of Black Mountain will stay at a revenue neutral tax rate for FY21-22. A revenue neutral tax rate is the rate that is estimated to produce revenue for the next fiscal year equal to the revenue that would have been produced for the next fiscal year by the current tax rate if no reappraisal had occurred. The growth rate is also included in this calculation. The expected rate of growth in the reappraisal year is based upon an average of increases or decreases to the assessed value since the last reappraisal. Black Mountain's tax rate is currently 33.25 cents. The revenue neutral tax rate, which includes the 7.13% growth rate, is 30.60 cents.

American Rescue Plan (ARP)

On March 11, 2021 President Biden signed into law the American Rescue Plan. The $1.9 trillion economic stimulus bill will speed up the United States' recovery from the economic and health effects of the COVID-19 pandemic and ongoing recession. The Town of Black Mountain will receive $2.39 million in funding from the ARP in two equal installments of $1,195,000. This funding is not including in the FY21-22 budget. The Town of Black Mountain will look at funding water and stormwater infrastructure projects with the 1st installment.

Overview

Black Mountain's total budget for FY 2021-22 is **$14,322,248,** an increase of **26.57%** from the previous fiscal year. Personnel, capital, debt and operating costs show increases from the FY20-21

adopted budget. The increase in personnel costs is due to a 3% COLA adjustment for all employees, three new fire department positions, one stormwater field technician, one new accounts payable position, converting two part time police officer positions to one full time position, and an increase in LGERS contribution to the retirement system.

Town Services

The Town of Black Mountain stays committed to the continuation of all of its existing services for the upcoming fiscal year to include recreation and parks, finance, administration, planning and zoning, building inspections, public services, residential garbage and recycling, police, fire, and stormwater. All services are proposed to continue at current service delivery levels for the upcoming fiscal year.

Grants

We continue to look for grants during the year to supplement our programs and services for every department. In FY 2021-22 we will continue implementation of the NCDOT STP-DA funding for Phase II of the Riverwalk Greenway, PARTF Grant for improvements at Veterans Park including streambank restoration, playground, outdoor pavilion and overflow parking, NC Volkswagen Settlement for replacing diesel trucks and installing electronic charging stations for battery powered vehicles. We are also examining grants through FEMA and USDA for dam maintenance.

Fund Balance

The total fund balance for the Town of Black Mountain General Fund is **estimated** to be $4,503,679 or 47% of **projected** General Fund expenditures at 06/30/2021. This includes restricted fund balances, capital reserve fund and our unassigned fund balance.
Based on our most recent audit for the period ending June 30, 2020, ***unassigned*** fund balance was $3,379,370 or 39% of General Fund expenditures. This compares with $2,778,006 or 32.1% at the end of fiscal year 2019, an increase of $601,364. This is mainly due to the sale of public property. The Town has a fund balance policy requiring a percentage of 30%.

Debt

The Town is currently budgeted to expend $751,027 on debt service in FY 21-22. This amount includes debt in the amount of $151,327 related to the Police Department communications upgrade approved in the FY18-19 budget, $132,500 for the Sanitation Department for equipment and infrastructure, $210,900 in Public Buildings, $198,100 in the Water Fund, and $58,200 in the Golf Fund. At 6/30/21, the Town will have outstanding debt of $3,313,400.

Capital Reserve Funds

It is estimated that the Capital Reserve Fund for the General Fund will have a balance of $530,000 at June 30, 2021. This represents money for building renovations and vehicle replacement at the Fire Department. Capital Project Funds, which differ slightly from Capital Reserve Funds, have been set up for the, Swannanoa Watershed Restoration, Riverwalk Greenway Phase II, Tomahawk Stream, Veterans Park, automated meter infrastructure, and Lake Tomahawk Dam repair because the Town anticipates expending funds on these projects in FY 21-22 and future years.

General Fund Highlights

The FY 21-22 recommended General Fund budget is $10,809,048 a 19.94% increase from FY 20-21.

Personnel

Three new positions are proposed for the Fire department at an average salary of $66,000 per year including benefits. A 3% COLA salary adjustment accounts for an increase of $180,824.

Operating

Police – $162,000 is budgeted for dispatch services. Buncombe County will now provide this service for the Town.

Fire – A $25,000 increase for maintenance and repair for trucks and equipment. This increase is largely due to the age of the equipment and trucks.

Public Buildings – A $36,160 increase for new email client as well as new phones for Town Hall.

Sanitation – A $44,250 increase for maintenance and repair for garbage trucks.

Capital

Administration - $5,000 is budgeted for HVAC in IT room.

Public Buildings - $212,000 is budgeted for new financial software, painting at the Arts Center, and a solar project at Carver Center.

Planning - $57,200 is budgeted for pedestrian connection under I-40 and parking and circulation study implementation.

Police - $120,000 is budgeted for 2 new police cars and renovations to the evidence room.

Fire - $205,000 is budgeted for Deputy Chief vehicle, emergency signal on Montreat Rd., high pressure rescue airbags, boat replacement, rescue rope and a backpack blower. $70,000 is budgeted for capital reserve.

Streets - $53,500 is budgeted for a vehicle lift and work truck.

Parks Maintenance - $22,000 is budgeted for mower and fountain pump for Lake Tomahawk.

Powell Bill - $700,000 is budgeted for street paving and sidewalk repair.

Sanitation - $25,000 is budgeted for new downtown trash cans.

Parks and Recreation - $140,000 is budgeted for tennis courts, van replacement, PARTF, and benches

Debt

Debt - $1,975,000 is the outstanding debt in the General Fund. This debt consists of land purchased on Black Mountain Ave, loans on sanitation trucks/equipment, and Town Square.

General Fund Revenues

Ad Val/DMV Taxes - Budgeted 99.50% or $4,484,790 for Ad Val and 95% or $205,984 for DMV taxes. These revenues make up 43.7% of all General Fund revenues.

Sales tax – Budgeted $124,700 higher than FY20-21 levels. FY19-20 projections were $39,830 less than budgeted.

Franchise Taxes – Budgeted $16,000 lower than FY20-21 levels, based on State projections. Similar situation as sales tax mentioned above, except that actual franchise taxes peaked in FY14-15, and have actually slightly decreased since.

Buildings Permits – Budgeted $55,000 higher than FY20-21 levels based on an increase construction projections. Building permit revenue has exceeded budgeted amounts in recent years.

Fund Balance Appropriated – Budgeted $247,368 to balance the FY21-22 budget.

Water Fund Highlights

The FY 21-22 Water Fund is recommended at $2,216,000, a 31.2% increase from FY 20-21.

Personnel

One new position is proposed for the Water fund at $47,500.

A 3% COLA salary adjustment accounts for an increase of $16,956.

Operating

Increased by $132,280 mainly due to the increase in number of water customers. We are purchasing more water from Asheville, paying more contract labor, buying more materials and paying more for utilities.

Capital

Capital is budgeted at $411,000. Major budgeted items include, Asheville water line transfer infrastructure ($250,000), AMI meters ($125,000) and general water line replacement ($100,000). $61,000 is budgeted for a shoring box and replacing stock pumps.

Debt

Total debt is $1,415,477 in the Water Fund. A decrease of $2,828 from FY 20-21. The Water Fund is responsible for one half of the debt payment on the Public Works/Parks and Recreation building on Black Mountain Ave.

Water Fund Revenues

The Town has budgeted a 10% rate adjustment for FY 21-22. For a resident of the Town using 5,000 gallons of water per month, this would equate to a monthly increase of $3.42.

Golf Fund Highlights

The FY 21-22 Golf Fund is recommended at $904,700 a 47.1% increase from FY 20-21. This includes a 3% COLA salary adjustment at $11,286. The large increase from FY 20-21 is due to the capital purchase of golf carts.

Personnel

No full time positions are anticipated for the Golf Course in FY 21-22. The operations division continues to spend wisely while keeping the course well maintained.

Operations

The total operating cost of the golf course is $560 higher than FY 20-21 levels. This is due to fuel and utility increases.

Capital

Capital is budgeted at $170,000 for the purchase of 72 new golf carts.

Debt

Debt is budgeted at $58,200 per year for three years on the purchase of new golf carts.

Golf Fund Revenues

In May 2021, golf course rates for individual and family memberships were increased effective May 1st. Green fees are also being increased. Additional options such as a Player's Pass and a walking fee will provide more options for golfers and provide us the opportunity to make the golf course self-sufficient.

Stormwater Fund Highlights

The FY 21-22 Stormwater Fund is new to the Town of Black Mountain. In response to an issued notice of violation from the State of North Carolina due to funding allocations and program deficiencies, the Town has incorporated a stormwater utility to assist in funding the Town's stormwater program. The Town is federally mandated to fund and operate its MS4 system in accordance with requirements found in our federally approved NPDES (National Pollution Discharge Elimination System) permit.

Personnel

One new position is proposed in the Stormwater Utility Fund in order to assure compliance with our NPDES permit. We will need to reexamine staffing levels at the end of FY 21-22. This position will be full-time with a salary of $68,811 including benefits.

Conclusion

The tax payers of Black Mountain should be proud of our emphasis on fiscal responsibility with a regionally competitive tax rate, a low level of debt service and the continued strengthening of our fund balance. The budget for FY 2021-22 is a welcomed increase from the FY 20-21 pandemic budget. In addition, we continue to pursue grant opportunities, streamline our service levels and make wise capital investments. Our commitment to excellence makes the Town of Black Mountain one of the greatest places to live, work and raise a family.

I appreciate the guidance and support from the Mayor and Town Council during the process. I would also like to thank the Department Heads and staff for their work in developing this budget.

Copies of this document will be posted on the Town's website and available for public review in the Town Clerk's office. If I may be of assistance, please don't hesitate to contact me.

Respectfully submitted,

Josh M. Harrold
Town Manager

ORDINANCE NO. O-21-10

AN ORDINANCE TO APPROPRIATE FUNDS AND RAISE REVENUES FOR THE FISCAL YEAR BEGINNING JULY 1, 2021 AND ENDING JUNE 30, 2022

BE IT ORDAINED by the Town Council of the Town of Black Mountain, North Carolina, that:

SECTION ONE. The following amounts are hereby appropriated for the operation of the Town government and its activities for the fiscal year beginning July 1, 2021 and ending June 30, 2022, according to the following schedules:

SCHEDULE A. GENERAL FUND

DEPARTMENT NAME	AMOUNT
GOVERNING BOARD	192,500
ADMINISTRATION	871,900
PUBLIC BUILDINGS	1,077,400
POLICE DEPARTMENT	2,438,577
FIRE DEPARTMENT	2,288,425
PLANNING AND DEVELOPMENT	449,946
PUBLIC SERVICES	2,716,200
RECREATION AND PARKS	774,100
GENERAL FUND TOTALS	**$ 10,809,048**

SCHEDULE B. WATER FUND

DEPARTMENT NAME	AMOUNT
ADMINISTRATION - CUSTOMER SERVICE DIVISION	179,900
PUBLIC SERVICES - WATER OPERATIONS DIVISION	2,036,100
WATER FUND TOTALS	**$ 2,216,000**

SCHEDULE C. GOLF FUND

DEPARTMENT NAME	AMOUNT
GOLF OPERATIONS	481,200
PRO SHOP	423,500
GOLF FUND TOTALS	**$ 904,700**

SCHEDULE D. STORMWATER FUND

DEPARTMENT NAME	AMOUNT
STORMWATER OPERATIONS	392,500
STORMWATER FUND TOTALS	**$ 392,500**

SECTION TWO. It is estimated that the following revenues will be available during the fiscal year beginning July 1, 2021 and ending June 30, 2022 to make the foregoing appropriations, according to the following schedules:

SCHEDULE A. GENERAL FUND

Account Description	FY21-22 Recommended Budget
2021 AD VALOREM TAXES	4,484,790
TAX INTEREST	8,000
2020 DMV TAXES	230,000
Ad Valorem / DMV Taxes	**4,722,790**

BUSINESS REGISTRATION	-
AUTOMOBILE LICENSES	33,000
LOCAL SALES TAX	1,644,700
HOLD HARMLESS	230,000
RENTAL TAXES	2,000
Other Taxes	**1,909,700**

ELECTRICITY FRANCHISE TAX	515,000
TELECOMMUNICATION TAX	50,000
PIPED NATURAL GAS EXCISE TAX	20,000
WINE & BEER TAX	37,000
ABC REVENUE	270,000
VIDEO PRGM TAX	110,000
CONTROLLED SUBSTANCE TAX	8,000
NC FIRE TAX STATE BUILDINGS	21,000
Unrestricted Revenues	**1,031,000**

ABC REVENUE - POLICE	20,000
PUBLIC SAFETY DONATIONS	20,000
POWELL BILL	225,000
SR. CTR. DEVELOPMENT GRANT	15,000
SLOT REVENUES	4,000
SOLID WASTE DISPOSAL TAX	6,500
TRAFFIC STUDY GRANT	-
Restricted Revenues	**290,500**

COURT COSTS	800
FIRE INSPECTION FEES	15,000
BUILDING PERMITS	300,000
VARIANCE AND REVIEW FEES	7,500
Permits & Fees	**323,300**

Account Description	FY21-22 Recommended Budget
FIRE PROTECTION	1,350,000
POOL REVENUE	50,000
POOL CONCESSIONS	15,000
POOL RENTALS	5,000
LAKEVIEW UPSTAIRS RENTALS	25,000
LAKEVIEW DOWNSTAIRS RENTALS	3,500
PAVILION & GAZEBO RENTALS	3,500
ADULT SPORTS	4,500
YOUTH SPORTS	35,000
SUMMER CAMP	10,000
RECREATION - SENIOR CITIZEN	3,000
CARVER CENTER RENTALS	60,000
CARVER CENTER ACTIVITIES	1,000
SPECIAL EVENTS	8,000
GARDEN ACTIVITIES	2,000
REC PARK RENTALS	1,000
GREY EAGLE ARENA REVENUES	8,000
SPONSORSHIPS	11,000
Sales & Services	**1,595,500**

ACTIVITY DONATIONS	5,000
INTEREST ON INVESTMENTS	2,000
INTEREST ON FORFEITURE FUNDS	
INTEREST INVESTMENT-POWELL BILL	4,000
INTEREST ON NCCMT POLICE SEP	2,800
MISC REVENUE	25,000
SALE OF EQUIPMENT AND VEHICLE	10,000
TAKE HOME VEHICLE REIMB	8,000
FUND BALANCE APPROPRIATED	247,368
FUND BALANCE APP POWELL BILL	475,000
INTERFUND TRANS FROM GOLF	30,000
INTERFUND TRANS FROM WATER	127,090
PROCEEDS-INSTALLMENT PURCHASES	
Other	**936,258**

TOTAL GENERAL FUND REVENUES **10,809,048**

SCHEDULE B. WATER FUND

Account Description	FY21-22 Recommended Budget
MSD BILLING FEE REVENUE	100,500
WATER SALES	1,518,000
WATER TAPS	75,000
SERVICES CHARGE REVENUE	30,000
IMPACT FEES	250,000
SPECIAL BOND REVENUE	122,000
INTEREST IN INVESTMENTS	1,000
MISC REVENUE	2,000
LATE FEES	33,000
FUND BALANCE APPROPRIATED	84,500
TOTAL WATER FUND REVENUES	**$ 2,216,000**

SCHEDULE C. GOLF FUND

Account Description	FY21-22 Recommended Budget
GREEN FEES	290,000
MEMBERSHIPS	95,000
GOLF CARTS	240,000
MISC	1,000
PRO SHOP MERCHANDISE	25,000
19TH HOLE REVENUE	4,800
SALE OF EQUIPMENT	2,000
TRANSFER TO GOLF FUND	76,900
DEBT PROCEEDS	170,000
TOTAL GOLF FUND REVENUES	**$ 904,700**

SCHEDULE D. STORMWATER FUND

Account Description	FY21-22 Recommended Budget
STORMWATER FEES	387,500
STORMWATER PERMITS	5,000
STORMWATER FUND REVENUES	**$ 392,500**

SECTION THREE. There is hereby levied the following rate of tax on each one hundred dollars ($100) valuation of taxable property, as listed for taxes as of January 1, 2021, for the purpose of raising the current year's tax revenue, as set for in the foregoing estimates of revenue in order to finance the foregoing appropriations:

GENERAL FUND (for the general expenses incident to the proper government of the Town and for the payment of interest and principal on outstanding debt):

TOTAL RATE per $100 valuation of taxable property - 30.60 cents

Such rates of tax are based on an estimated valuation for the purpose of taxation of $1,543,840,596 and an estimated rate of collection of 99.5 percent.

SECTION FOUR. Appropriations are authorized by department totals. The Finance Officer is authorized to reallocate departmental appropriations among various line item objects of expenditures and revenues as necessary during the budget year. However, any actual changes to salary or compensation of any employee, for any reason (except for COLA amounts approved in this document) shall be approved by the Town Council before such change takes effect.

The Town Manager (Budget Officer) is authorized to reallocate appropriations among departments within a limit of 5% of each fund (General, Water, Golf Funds). Any such transfers shall be reported to the Town Council at its next regular meeting following the transfer and shall be entered into the official minutes of the Town of Black Mountain.

SECTION FIVE. Copies of this ordinance shall be furnished to the Town Manager, Finance Director, Town Clerk, and the Deputy Finance Officer for their direction in the disbursement of the Town's funds and for public inspection.

Duly adopted this ___nd day of June 2021.

Larry B. Harris, Mayor

ATTEST:

Savannah M. Parrish, Town Clerk

THIS PAGE INTENTIONALLY LEFT BLANK.

TOTAL FUNDS BUDGET SUMMARY

EXPENDITURES SUMMARY by MAJOR FUND

	FY19-20 Actual	FY20-21 Original Budget	FY20-21 Amended Budget	FY20-21 Estimated Expenditures	FY21-22 Recommended Budget	% Change From FY20-21 Original
General Fund	$ 9,035,168	$ 9,011,782	$ 9,188,993	$ 8,361,166	$ 10,809,048	19.94%
Water Fund	1,730,700	1,689,122	1,689,122	1,722,061	2,216,000	31.19%
Golf Fund	615,100	615,100	-	593,225	904,700	47.08%
Stormwater	-	-	-	-	392,500	N/A
Total	**$ 11,380,968**	**$ 11,316,004**	**$ 10,878,115**	**$ 10,676,453**	**$ 14,322,248**	**26.57%**

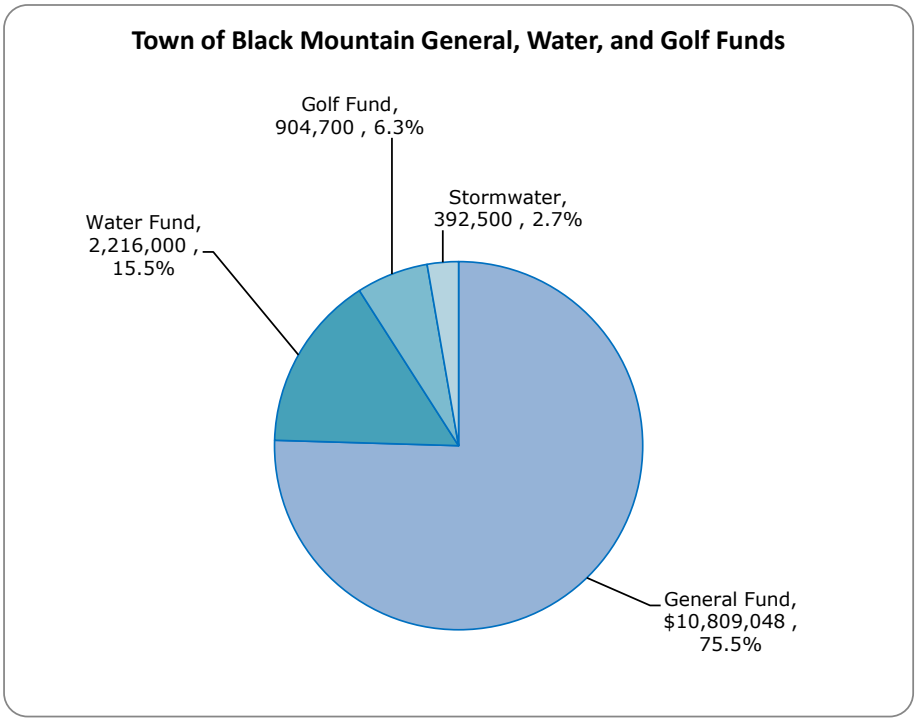

TOTAL FUNDS BUDGET SUMMARY

EXPENDITURES SUMMARY by CATEGORY

	FY19-20 Actual	FY20-21 Original Budget	FY20-21 Amended Budget	FY20-21 Estimated Expenditures	FY21-22 Recommended Budget	% Change From FY20-21 Original
Personnel	$ 6,029,576	$ 6,041,986	$ 5,803,586	$ 5,995,841	$ 7,046,451	16.62%
Operating Costs	3,752,168	3,665,715	3,710,590	3,146,595	4,350,290	18.68%
Capital	1,132,436	990,100	1,132,436	915,375	2,174,480	119.62%
Debt Payment	231,376	618,203	618,203	618,641	751,027	21.49%
Total	**$ 11,145,556**	**$ 11,316,004**	**$ 11,264,815**	**$ 10,676,453**	**$ 14,322,248**	**26.57%**

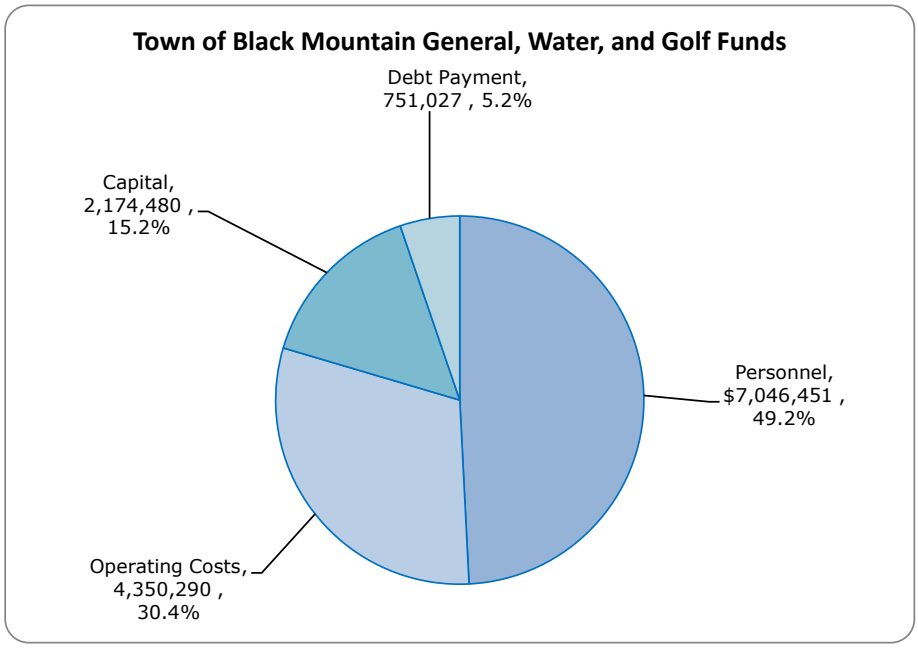

GENERAL FUND BUDGET SUMMARY

EXPENDITURES SUMMARY by CATEGORY

	FY19-20 Actual	FY20-21 Original Budget	FY20-21 Amended Budget	FY20-21 Estimated Expenditures	FY21-22 Recommended Budget	% Change From FY20-21 Original
Personnel	$ 5,217,356	$ 5,229,766	$ 5,219,766	$ 5,252,110	$ 6,027,471	15.25%
Operating Costs	2,822,700	2,777,825	2,822,700	2,147,327	2,828,350	1.82%
Capital	810,436	668,100	810,436	578,500	1,458,500	118.31%
Debt Payment	231,376	382,791	382,791	383,229	494,727	29.24%
Total	**$ 9,081,868**	**$ 9,058,482**	**$ 9,235,693**	**$ 8,361,166**	**$ 10,809,048**	**19.33%**

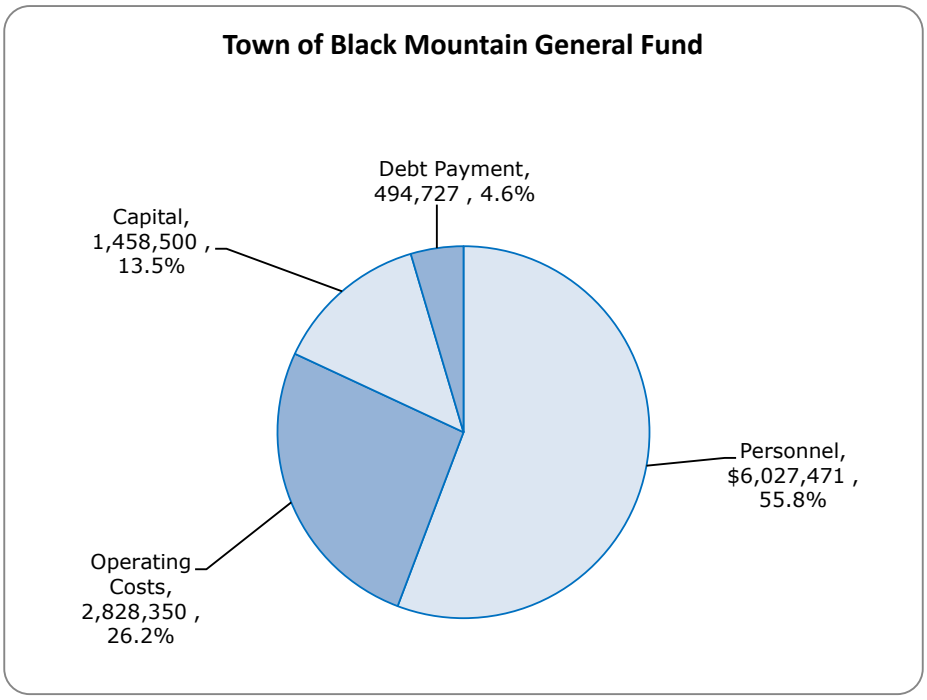

GENERAL FUND BUDGET SUMMARY

EXPENDITURES SUMMARY by BUDGET UNIT

	FY19-20 Actual	FY20-21 Original Budget	FY20-21 Amended Budget	FY20-21 Estimated Expenditures	FY21-22 Recommended Budget	% Change From FY20-21 Original
Governing Board	$ 145,190	$ 147,600	$ 147,600	$ 153,080	$ 192,500	30.42%
Administration	$ 701,106	$ 701,106	$ 701,106	$ 712,113	$ 871,900	24.36%
Public Buildings	$ 888,887	$ 731,376	$ 888,887	$ 808,376	$ 1,077,400	47.31%
Police	$ 2,079,744	$ 2,178,159	$ 2,231,159	$ 2,206,000	$ 2,438,577	11.96%
Fire	$ 1,902,303	$ 1,902,303	$ 1,902,303	$ 1,735,303	$ 2,288,425	20.30%
Building,Planning, and Zoning	$ 622,610	$ 632,610	$ 622,610	$ 508,853	$ 449,946	-28.87%
Public Services	$ 2,062,228	$ 2,002,428	$ 2,062,228	$ 1,718,412	$ 2,716,200	35.65%
Recreation Services	$ 679,800	$ 762,900	$ 679,800	$ 519,029	$ 774,100	1.47%
TOTAL	**$ 9,081,868**	**$ 9,058,482**	**$ 9,235,693**	**$ 8,361,166**	**$ 10,809,048**	**19.33%**

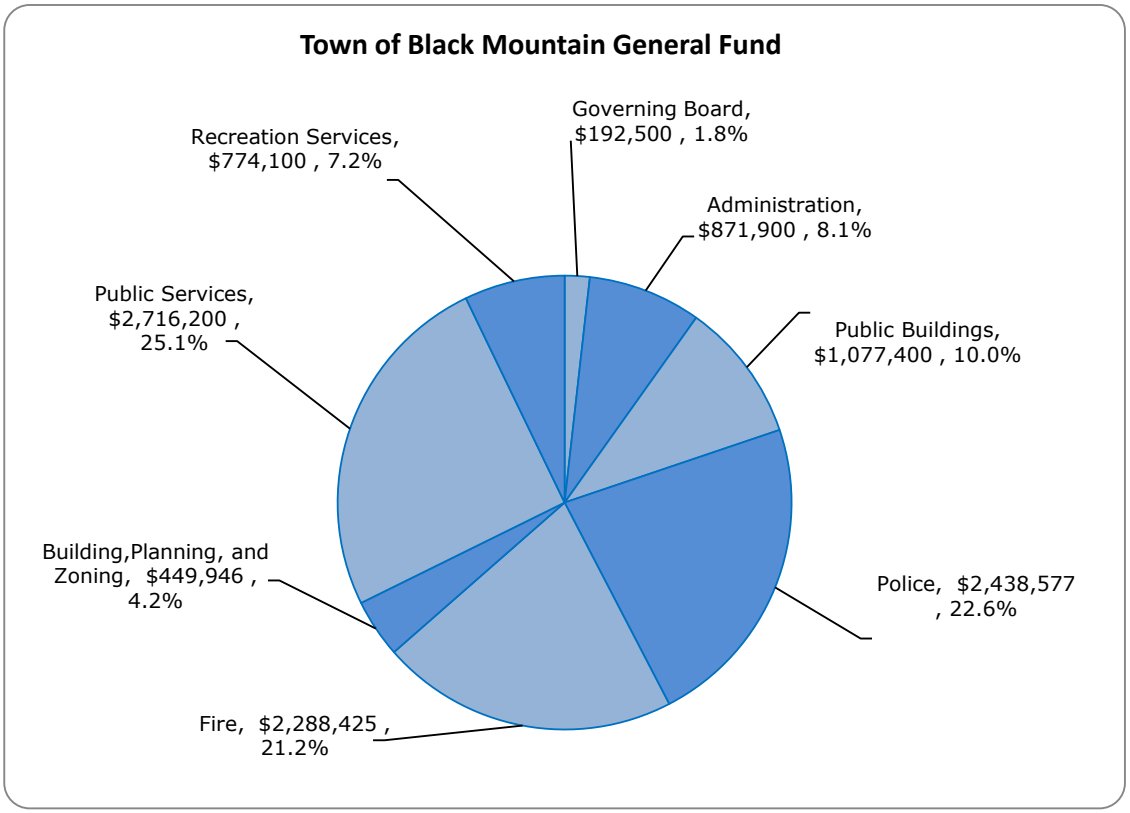

GENERAL FUND REVENUES SUMMARY

Account Description	FY19-20 Actual	FY20-21 Original Budget	FY20-21 Amended Budget	FY20-21 Estimated Revenues	FY21-22 Recommended Budget	% Change From FY20-21 Original
Ad Valorem / DMV Taxes	3,841,970	4,194,000	4,194,000	4,352,754	4,722,790	12.61%
Other Taxes	1,769,500	1,769,500	1,769,500	1,774,656	1,909,700	7.92%
Unrestricted Revenues	817,000	817,000	817,000	852,000	1,031,000	26.19%
Restricted Revenues	358,500	296,500	358,500	316,577	290,500	-2.02%
Permits & Fees	283,300	283,300	283,300	303,800	323,300	14.12%
Sales & Services	1,509,850	1,509,850	1,509,850	1,595,500	1,595,500	5.67%
Other	686,543	412,857	686,543	936,258	936,258	126.78%
Total	**$ 9,266,663**	**$ 9,283,007**	**$ 9,618,693**	**$ 10,131,545**	**$ 10,809,048**	**16.44%**

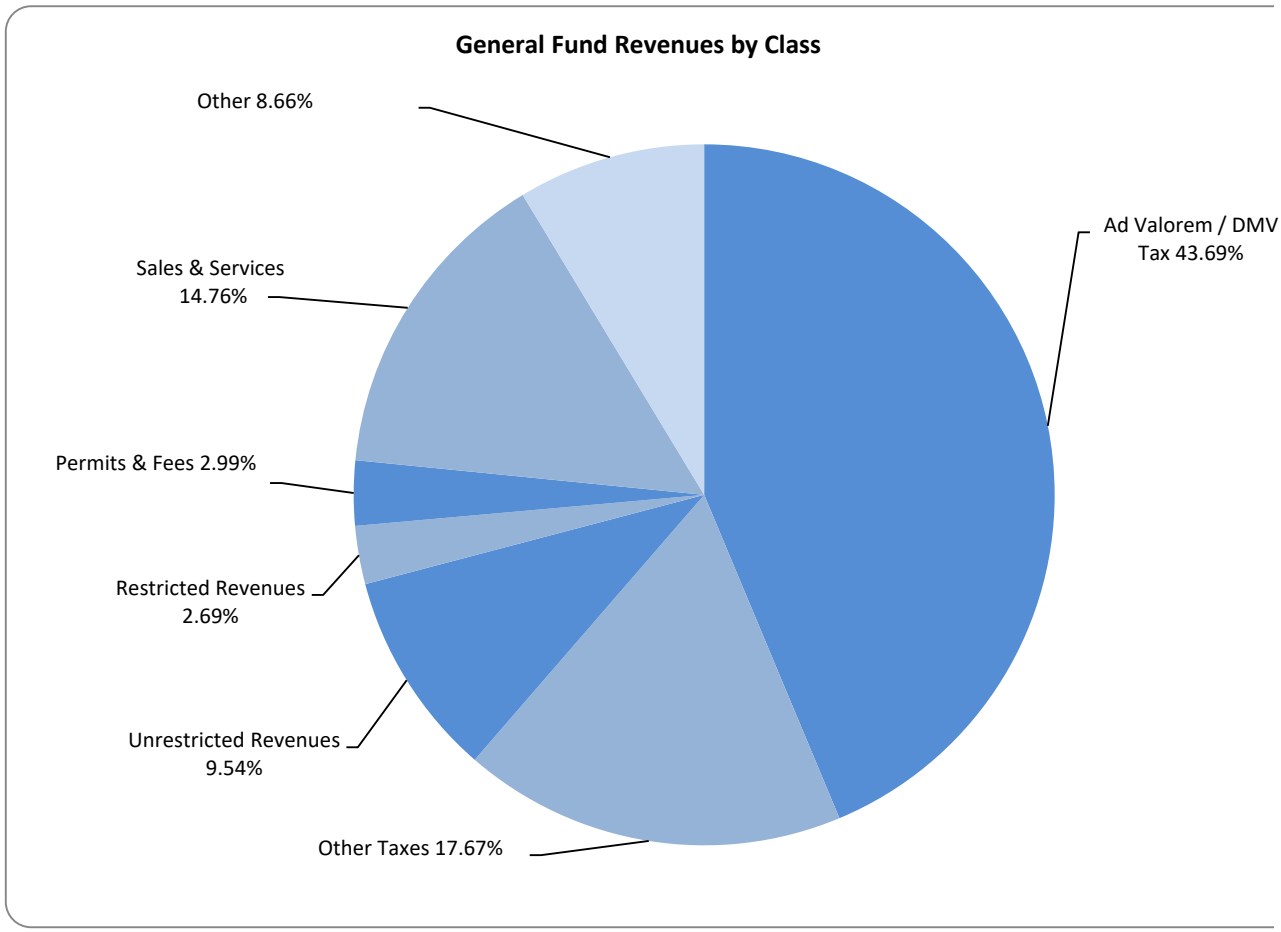

2021-2022 Budget
General Fund Revenue

ACCOUNT NUMBER	DESCRIPTION	ACTUAL FY19-20	ORIGINAL BUDGET FY20-21	AMENDED BUDGET FY20-21	ACTUAL 3-31-2021	PROJECTED TO 6-30-21	DEPT REQUEST FY21-22	MANAGER RECOMMENDED FY21-22
10-00-3018-100	2018 AD VALOREM TAXES						-	-
10-00-3019-100	2019 AD VALOREM TAXES	3,950,501	3,961,000					
10-00-3020-100	2020 AD VALOREM TAXES	-	-	-	4,104,754	4,104,754		
10-00-3021-100	2021 AD VALOREM TAXES						4,484,790	4,484,790
10-00-3050-100	TAX INTEREST	8,877	8,000	8,000	17,329	18,000	8,000	8,000
10-00-3119-100	2019 DMV TAXES	165,423	-	-	-	-	-	-
10-00-3120-100	2020 DMV TAXES		225,000	225,000	229,954	230,000	230,000	230,000
	Ad Valorem / DMV Taxes	**4,124,801**	**4,194,000**	**233,000**	**4,352,037**	**4,352,754**	**4,722,790**	**4,722,790**
10-00-3055-100	BUSINESS REGISTRATION FEES	9,015	9,000	9,000	-	-	-	-
10-00-3060-100	AUTOMOBILE LICENSES	33,185	33,000	33,000	6,015	33,000	33,000	33,000
10-00-3065-100	ARTICLE 39	786,324	820,000	820,000	574,657	820,000	884,750	884,750
10-00-3065-101	ARTICLE 40	275,762	290,000	290,000	214,233	300,000	322,650	322,650
10-00-3065-102	ARTICLE 42	374,348	410,000	410,000	277,970	400,000	436,800	436,800
10-00-3065-104	ARTICLE 44	12	1,000	1,000	21	500	500	500
10-00-3227-100	HOLD HARMLESS	200,882	205,000	205,000	160,863	219,156	230,000	230,000
10-00-3070-100	RENTAL TAXES	1,803	1,500	1,500	2,127	2,000	2,000	2,000
	Other Taxes	**1,681,331**	**1,769,500**	**1,769,500**	**1,235,886**	**1,774,656**	**1,909,700**	**1,909,700**
10-00-3205-200	ELECTRICITY FRANCHISE TAX	488,808	500,000	500,000	340,867	510,000	515,000	515,000
10-00-3210-200	TELECOMMUNICATION TAX	55,271	60,000	60,000	30,546	50,000	50,000	50,000
10-00-3215-200	PIPED NATURAL GAS EXCISE TAX	22,542	20,000	20,000	9,980	20,000	20,000	20,000
10-00-3220-200	WINE & BEER TAX	36,602	38,000	38,000	-	36,500	37,000	37,000
10-00-3230-200	ABC REVENUE	91,500	54,000	54,000	82,500	97,500	270,000	270,000
10-00-3240-200	VIDEO PRGM TAX	113,890	120,000	120,000	79,065	105,000	110,000	110,000
10-10-3320-300	UNAUTHORIZED SUBSTANCE TAX	8,852	5,000	5,000	6,023	12,000	8,000	8,000
10-10-3420-400	NC FIRE TAX STATE BUILDINGS	20,999	20,000	20,000	-	21,000	21,000	21,000
	Unrestricted Revenues	**838,464**	**817,000**	**817,000**	**548,981**	**852,000**	**1,031,000**	**1,031,000**
10-00-3355-300	DOWNTOWN STREETSCAPE GRANT	9,622	-	-	-	-	-	-
10-00-3366-300	PIGEON RIVER GRANT	28,000	-	-	-	-	-	-
10-10-3305-300	PUBLIC SAFETY DONATIONS	21,557	20,000	28,000	-	20,000	20,000	20,000
10-10-3315-300	FORFEITURE FUNDS	715	-	-	-	500	-	-
10-10-3318-300	SLOT	10,203	6,000	6,000	18,323	20,000	4,000	4,000
10-10-3333-300	HIGHWAY SAFETY GRANT	16,090	-	-	-	-	-	-
10-10-3335-300	ABC REVENUE - POLICE	16,385	15,000	25,000	14,326	13,000	20,000	20,000
10-10-3395-300	GCC GRANT	-	-	25,000	-	23,179	-	-
10-10-3396-300	DOWNTOWN TRAFFIC STUDY	8,999		19,000	-	-	-	-
10-20-3325-300	POWELL BILL	235,457	238,000	238,000	221,898	221,898	225,000	225,000
10-80-3705-700	SR. CTR. DEVELOPMENT GRANT	10,693	12,000	12,000	-	12,000	15,000	15,000
10-80-3770-700	PARTF GRANT	-	-	-	-	-	-	-
10-00-3250-200	SOLID WASTE DISPOSAL TAX	5,881	5,500	5,500	4,711	6,000	6,500	6,500
	Restricted Revenues	**363,602**	**296,500**	**358,500**	**259,258**	**316,577**	**290,500**	**290,500**
10-10-3405-400	COURT COSTS	710	800	800	216	800	800	800
10-10-3425-400	FIRE INSPECTION FEES	1,650	25,000	25,000	5,948	15,000	15,000	15,000
10-10-3430-400	BUILDING PERMITS	237,099	245,000	245,000	273,895	280,000	300,000	300,000
10-10-3445-400	STORMWATER PERMITS	4,262	5,000	5,000	3,565	2,000	-	-
10-10-3455-400	VARIANCE AND REVIEW FEES	5,371	7,500	7,500	5,776	6,000	7,500	7,500
	Permits & Fees	**249,092**	**283,300**	**283,300**	**289,400**	**303,800**	**323,300**	**323,300**

2021-2022 Budget
General Fund Revenue

ACCOUNT NUMBER	DESCRIPTION	ACTUAL FY19-20	ORIGINAL BUDGET FY20-21	AMENDED BUDGET FY20-21	ACTUAL 3-31-2021	PROJECTED TO 6-30-21	DEPT REQUEST FY21-22	MANAGER RECOMMENDED FY21-22
10-10-3415-400	FIRE DISTRICT AD VAL TAX	936,136	950,000	950,000	799,338	932,400	1,020,000	1,020,000
10-10-3415-401	FIRE DISTRICT SALES TAX DIST	242,677	300,000	300,000	218,738	330,000	330,000	330,000
10-80-3440-400	POOL REVENUE	48,932	53,000	53,000	-	23,000	50,000	50,000
10-80-3445-400	POOL CONCESSIONS	14,947	15,000	15,000	-	9,000	15,000	15,000
10-80-3446-400	POOL RENTALS	5,072	5,000	5,000	-	1,000	5,000	5,000
10-80-3455-400	LAKEVIEW UPSTAIRS RENTALS	24,973	22,000	22,000	-	10,000	25,000	25,000
10-80-3456-400	LAKEVIEW DOWNSTAIRS RENTALS	3,805	3,000	3,000	-	3,500	3,500	3,500
10-80-3457-400	PAVILION & GAZEBO RENTALS	3,480	2,000	2,000	1,335	1,800	3,500	3,500
10-80-3461-400	ADULT SPORTS	4,724	8,000	8,000	-	3,200	4,500	4,500
10-80-3462-400	YOUTH SPORTS	40,302	42,000	42,000	6,266	27,000	35,000	35,000
10-80-3463-400	SUMMER CAMP	10,999	15,000	15,000	3,050	7,200	10,000	10,000
10-80-3465-400	RECR SENIOR CITIZEN ACTIVITY	2,074	6,000	6,000	-	500	3,000	3,000
10-80-3475-400	CARVER CENTER RENTALS	46,037	45,000	45,000	31,640	35,000	60,000	60,000
10-80-3480-400	CARVER CENTER ACTIVITIES	40	2,500	2,500	-	-	1,000	1,000
10-80-3481-400	SPECIAL EVENTS	8,464	10,500	10,500	792	7,000	8,000	8,000
10-80-3482-400	GARDEN ACTIVITIES	2,050	2,500	2,500	2,365	1,500	2,000	2,000
10-80-3490-400	REC PARK REVENUE	760	750	750	-	2,000	1,000	1,000
10-80-3492-400	BOUNCE HOUSE RENTAL	7,849	7,500	7,500	-	5,500	-	-
10-80-3495-400	GREY EAGLE ARENA RENTALS	11,624	6,000	6,000	-	5,200	8,000	8,000
10-80-3600-400	SPONSORSHIP - SPECIAL EVENTS	2,050	2,000	2,000	1,200	2,000	2,000	2,000
10-80-3601-400	SPONSORSHIP - FIREWORKS	12,576	8,100	8,100	-	3,000	7,000	7,000
10-80-3602-400	SPONSORSHIP - YOUTH SPORTS	1,040	2,000	2,000	-	1,000	1,000	1,000
10-80-3603-400	SPONSORSHIP - OTHER	25	2,000	2,000	2,173	500	1,000	1,000
	Sales & Services	**1,430,636**	**1,509,850**	**1,509,850**	**1,066,897**	**1,411,300**	**1,595,500**	**1,595,500**
10-00-3300-300	ACTIVITY DONATIONS	7,356	5,000	5,000	-	5,000	5,000	5,000
10-00-3315-300	DONATIONS - LAKE TOMAHAWK PLAYGR	-	-	-	-	8,000	-	-
10-00-3800-800	INTEREST ON INVESTMENTS	82,393	80,000	80,000	1,848	60,000	2,000	2,000
10-00-3801-800	INTEREST ON FORFEITURE FUNDS	8	100	100	9	10	-	-
10-00-3805-800	INTEREST INVESTMNT-POWELL BILL	5,205	5,000	5,000	66	4,500	4,000	4,000
10-00-3806-800	INTEREST ON NCCMT POLICE SEPARATI	3,758	5,000	5,000	33	2,300	2,800	2,800
10-00-3815-800	MISC REVENUE	26,491	20,000	20,000	33,987	26,000	25,000	25,000
10-00-3820-800	SALE OF EQUIPMENT AND VEHICLE	3,463	8,000	8,000	-	564,000	10,000	10,000
10-00-3840-800	INSURANCE SETTLEMENT	35,302	-	-	-			
10-00-3845-800	TAKE HOME VEHICLE REIMB	7,995	7,200	7,200	4,742	8,500	8,000	8,000
10-00-3900-900	COST REIMB FROM GOLF FUND	30,000	30,000	30,000	-	30,000	30,000	30,000
10-00-3905-900	FUND BALANCE APPROPRIATED	-	105,517	281,133	-	-	247,368	247,368
10-20-3925-900	FUND BALANCE APP - POWELL BILL	-	-	54,800	-	-	475,000	475,000
10-00-3915-900	COST REIMB FROM WATER FUND	127,090	127,090	127,090	-	127,090	127,090	127,090
10-00-3920-900	PROCEEDS-INSTALLMENT PURCHASES	434,150		43,270	-	43,270	-	-
10-10-3835-800	MONTREAT DISPATCHERS	19,000	19,950	19,950	9,975	19,950	-	-
	Miscellaneous	**782,211**	**412,857**	**686,543**	**50,660**	**898,620**	**936,258**	**936,258**
	GRAND TOTAL	**9,470,137**	**9,283,007**	**5,657,693**	**7,803,119**	**9,909,707**	**10,809,048**	**10,809,048**

GENERAL FUND REVENUES SUMMARY

Ad Valorem / DMV Taxes
The largest component of this class is the Ad Valorem Taxes on real property. This class also includes the DMV portion of the property tax. Buncombe County taxable property went through revaluation in January of 2021.

Other Taxes
The largest component of this class is the combined Local Sales Taxes. The State collects and distributes the proceeds from the locally levied tax on retail sales. Sales Tax in Buncombe County is distributed on an ad valorem basis, and Black Mountain's portion of the tax currently stands at 1.45% of the tax collected. Sales tax makes up close to 20% of the General Fund budget, and the Town has seen healthy increases in this area in recent years.

Unrestricted Revenues
The largest component of this class is the Electricity Franchise Tax, followed by the Video Programming Tax, the Telecommunications Tax. The electricty tax is highly sensitive to weather conditions. Also included in this category are local ABC taxes, a State wine and beer tax, and a fire tax on state owned buildings. This category has seen healthy growth in recent years as the Town has experienced residential and commercial growth.

Restricted Revenues
These are appropriated only for specified purposes. The largest component has historically been the Town's share of Powell Bill funds. Powell Bill funds are generated from the State gasoline tax, and are distributed to municipalities through a formula based on a Town's population and street mileage. Powell Bill funds can be used for street maintenance, construction, sidewalks, drainage and other street related needs.

Permits & Fees
The largest component of this class are fees related to building permits. Building permit fees are issued on new and existing buildings when the buildings are renovated or newly constructed for commercial property, single family dwellings, townhouses, condominiums and duplexes. They also include fees related mechanical, electrical, and plumbing improvements.

Sales & Services
The largest component is our Fire Protection revenue, along with other revenues from programs conducted by the Recreation & Parks Department. The Town receives an ad valorum and sales tax for properties located in the East Buncombe Fire district, which includes the Town of Montreat, and encompasses over 12,800 acres. Some of the larger Recreation revenues include pool revenue, youth sports, and recreation facility rentals.'

Other
This includes Fund Balance Appropriated, Inter-fund Transfers from the enterprise funds, and Miscellaneous Revenues. The Town typically appropriates close to $200,000 annually in the General Fund. The Water and Golf funds reimburse the General Fund $157,090 for services including insurance, accounting, payroll, and IT services

GOVERNING BOARD

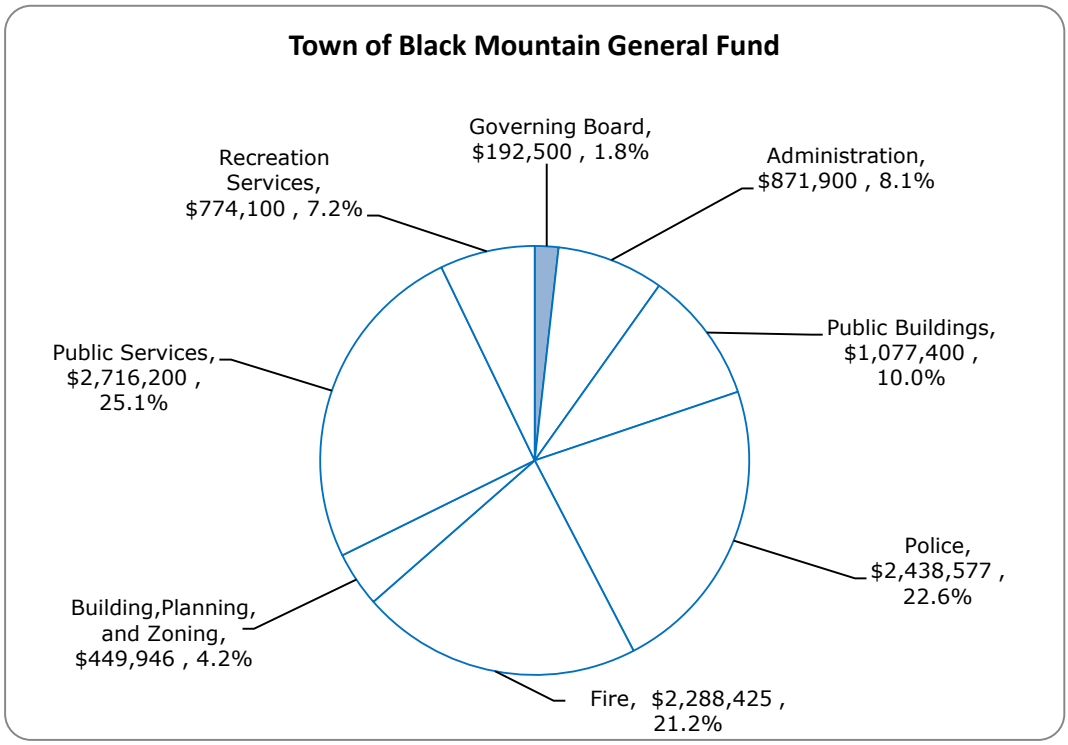

The Governing Board is comprised of the five Council Memnbrs and the Mayor, and collectively they are the official legislative and policy-making body of the Town of Black Mountain. Each member is elected at large by the voters of the Town for staggered four year terms. The meetings of this Board are presided over by the Mayor (also elected at large for a four year term), who can vote on matters before the Board in the event of a tie. They seek public input and input from appointed, voluntary advisory boards and commissions. This body appoints the Town Manager and the Town Attorney.

GOVERNING BOARD

EXPENDITURES SUMMARY

	FY19-20 Actual	FY20-21 Original Budget	FY20-21 Amended Budget	FY20-21 Estimated Expenditures	FY21-22 Recommended Budget	% Change From FY20-21 Original
Personnel	$ 41,890	$ 44,300	$ 44,300	$ 44,280	$ 44,300	0.00%
Operating Costs	103,300	103,300	103,300	108,800	148,200	43.47%
Total	**$ 145,190**	**$ 147,600**	**$ 147,600**	**$ 153,080**	**$ 192,500**	**30.42%**

2021-2022 Budget
Governing Board

ACCOUNT NUMBER	DESCRIPTION	ACTUAL FY19-20	ORIGINAL BUDGET FY20-21	AMENDED BUDGET FY20-21	ACTUAL 3-31-2021	PROJECTED TO 6-30-21	DEPT REQUEST FY21-22	MANAGER RECOMMENDED FY21-22
PERSONNEL SERVICES:								
10.00.4100.020	SALARIES & WAGES	41,890	41,100	41,100.00	27,366.00	41,100.00	41,100	41,100
10.00.4100.050	FICA EXPENSE	-	3,200.00	3,200.00	2,094.00	3,180.00	3,200	3,200
TOTALS:	***PERSONNEL SERVICES***	***$ 41,890***	***$ 44,300***	***$ 44,300***	***$ 29,460***	***$ 44,280***	***$ 44,300***	***$ 44,300***
OPERATING EXPENSES:								
10.00.4100.040	PROF SERVICES	88,706	76,600	76,600	49,655	76,600	90,000	90,000
10.00.4100.140	PROF DEVELOPMENT	210	2,000	2,000	540	2,000	5,000	5,000
10.00.4100.330	DEPARTMENT SUPPLIES	1,712	1,200	1,200	573	1,200	1,200	1,200
10.00.4100.450	CONTRACT SERVICE	4,240	4,000	4,000	300	3,500	5,000	5,000
10.00.4100.520	CONTRIBUTIONS	39,000	19,500	19,500	20,250	25,500	47,000	47,000
TOTALS:	***OPERATING EXPENSES***	***$ 133,868***	***$ 103,300***	***$ 103,300***	***$ 71,318***	***$ 108,800***	***$ 148,200***	***$ 148,200***
CAPITAL OUTLAY:								
10.00.4100.730	CAPITAL OUTLAY	-	-	-	-	-	-	-
TOTALS:	***CAPITAL OUTLAY***	***$ -***	***$ -***	***$ -***	***$ -***	***$ -***	***$ -***	***$ -***
DEBT PAYMENT:								
10.00.4100.900	DEBT PAYMENT	-	-	-	-	-	-	-
TOTALS:	***DEBT PAYMENT***	***$ -***	***$ -***	***$ -***	***$ -***	***$ -***	***$ -***	***$ -***
GOVERNING BOARD TOTAL:		**$ 175,758**	**$ 147,600**	**$ 147,600**	**$ 100,778**	**$ 153,080**	**$ 192,500**	**$ 192,500**

GENERAL FUND - GOVERNING BOARD
10-00-4100

.020 SALARIES & WAGES		**$ 44,300**
1 Mayor		
5 Aldermen		
.040 PROFESSIONAL SERVICES		**$ 90,000**
Legal services	43,500	
Audit contract	22,500	
Video recording monthly board meetings	23,000	
Misc minutes	1,000	
.140 PROFESSIONAL DEVELOPMENT		**$ 5,000**
Governing Board	5,000	
.330 DEPARTMENTAL SUPPLIES		**$ 1,200**
Misc	1,200	
.450 CONTRACT SERVICES		**$ 5,000**
Codification of Ordinances	5,000	
Election costs	-	
.520 CONTRIBUTIONS		**$ 47,000**
Black Mountain Library	12,000	
Chamber of Commerce - General	9,000	
Beautification Committee	8,000	
Swannanoa Christian Ministry	7,500	
Friends of Fonta Flora	5,000	
Chamber of Commerce - Economic Dev	3,000	
Swannanoa Valley Museum	2,500	
Owen Football	-	
Owen Little League	-	
Owen Softball	-	
	TOTAL	**$192,500**

ADMINISTRATION DEPARTMENT

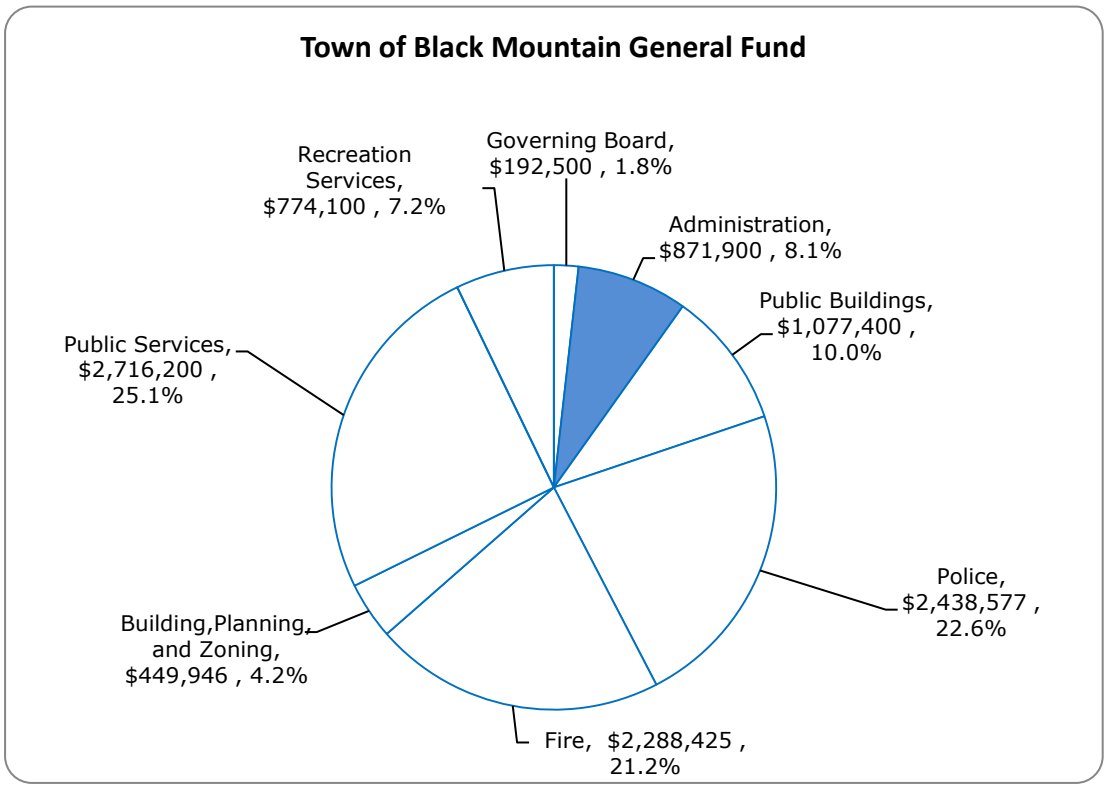

The Administration Department serves to provide for the coordination and oversight of Town delivered services; to provide support to the Council Members; and to provide citizens and visitors with quality customer service and cost effective, innovative problem solving.

Organizational background

The Administration Department is represented as one budget unit, but actually consists of several components: the Town Manager, the Town Clerk, the HR functions, and the Finance & Information Services functions. The Finance Department also manages the customer service unit of the water fund, in Water Administration. The Administration Department manages the non-departmental supporting functions of the Public Buildings budget unit as well.

ADMINISTRATION DEPARTMENT

EXPENDITURES SUMMARY

	FY19-20 Actual	FY20-21 Original Budget	FY20-21 Amended Budget	FY20-21 Estimated Expenditures	FY21-22 Recommended Budget	% Change From FY20-21 Original
Personnel	$ 503,806	$ 503,806	$ 503,806	$ 507,431	$ 600,000	19.09%
Operating Costs	197,300	197,300	159,858	204,682	266,900	35.28%
Capital	-	-	-	-	5,000	N/A
Total	**$ 701,106**	**$ 701,106**	**$ 663,664**	**$ 712,113**	**$ 871,900**	**24.36%**

2021-2022 Budget
Administrative Department

ACCOUNT NUMBER	DESCRIPTION	ACTUAL FY19-20	ORIGINAL BUDGET FY20-21	AMENDED BUDGET FY20-21	ACTUAL 3-31-2021	PROJECTED TO 6-30-21	DEPT REQUEST FY21-22	MANAGER RECOMMENDED FY21-22
PERSONNEL SERVICES:								
10-00-4200-020	SALARIES & WAGES	360,542	358,303	358,303	223,534	361,546	376,800	438,800
10-00-4200-050	FICA EXPENSE	27,209	27,082	27,082	17,080	27,494	28,900	28,900
10-00-4200-060	GROUP INSURANCE	37,339	46,416	46,416	27,625	45,020	44,800	44,800
10-00-4200-070	RETIREMENT LGERS	47,973	54,335	54,335	37,246	55,365	68,600	68,600
10-00-4200-080	RETIREMENT 401K	16,779	17,670	17,670	11,014	18,006	18,900	18,900
TOTALS:	***PERSONNEL SERVICES***	***$ 489,842***	***$ 503,806***	***$ 503,806***	***$ 316,499***	***$ 507,431***	***$ 538,000***	***$ 600,000***
OPERATING EXPENSES:								
10-00-4200-040	PROF SERVICES	15,579	12,600	12,600	12,106	10,000	12,600	12,600
10-00-4200-100	POSTAGE	5,376	2,500	2,500	6,421	10,000	10,000	10,000
10-00-4200-110	TELEPHONE	2,945	3,500	3,500	1,921	3,500	3,700	3,700
10-00-4200-140	PROF DEVELOPMENT	16,482	20,000	20,000	6,297	18,000	20,000	20,000
10-00-4200-160	M & R EQUIPMENT	16,540	18,700	18,700	16,418	20,000	23,800	23,800
10-00-4200-260	ADVERTISING	8,658	9,000	9,000	1,251	8,500	8,000	8,000
10-00-4200-320	ACTIVITY EXPENSE	4,721	8,000	8,000	2,017	7,000	8,000	8,000
10-00-4200-322	EMPLOYEE HEALTH	-	1,500	1,500	-	-	1,500	1,500
10-00-4200-330	DEPARTMENT SUPPLIES	9,333	6,500	6,500	3,744	7,500	8,000	8,000
10-00-4200-331	CONTINGENCY	-	-	-	-	-	25,000	25,000
10-00-4200-340	BANKING FEES	12,185	11,000	11,000	6,448	12,000	12,500	12,500
10-00-4200-345	TAX COLLECTION FEES	79,404	78,000	78,000	82,617	81,682	82,000	82,000
10-00-4200-450	CONTRACT SERVICES	6,500	11,000	11,000	4,151	8,000	32,300	32,300
10-00-4200-530	DUES & SUBSCRIPTIONS	12,673	13,000	13,000	12,846	13,500	14,500	14,500
10-00-4200-550	UNEMPLOYMENT EXPENSE	5,120	2,000	2,000	3,621	5,000	5,000	5,000
TOTALS:	***OPERATING EXPENSES***	***$ 195,516***	***$ 197,300***	***$ 197,300***	***$ 159,858***	***$ 204,682***	***$ 266,900***	***$ 266,900***
CAPITAL OUTLAY:								
10-00-4200-730	CAPITAL OUTLAY	-	-	-	-	-	5,000	5,000
TOTALS:	***CAPITAL OUTLAY***	***$ -***	***$ -***	***$ -***	***$ -***	***$ -***	***$ 5,000***	***$ 5,000***
DEBT PAYMENT:								
TOTALS:	***DEBT PAYMENT***	***$ -***	***$ -***	***$ -***	***$ -***	***$ -***	***$ -***	***$ -***
ADMINISTRATION DEPARTMENT TOTAL:		**$ 685,358**	**$ 701,106**	**$ 701,106**	**$ 476,357**	**$ 712,113**	**$ 809,900**	**$ 871,900**

GENERAL FUND - ADMINISTRATION
10-00-4200

.020 SALARIES, WAGES & BENEFITS		**$ 600,000**
1 Town Manager		
1 Assistant Town Manager / Finance Director		
1 Deputy Finance Director - Vacant		
1 Town Clerk/Public Information Officer		
1 HR Coordinator		
1 Senior Accountant		
1 Accounts Payable		
.040 PROFESSIONAL SERVICES		**$ 12,600**
Studies and Consultations	4,500	
EAP Program	3,500	
Misc	2,500	
Whistle Blower Hotline	2,100	
.100 POSTAGE		**$ 10,000**
Machine Rental	800	
Town Postage All Depts.	2,500	
Misc	1,700	
.110 TELEPHONE		**$ 3,700**
Landlines	1,400	
Cell Phone and Ipad	1,300	
Cell Phone Stipends	1,000	
.140 PROFESSIONAL DEVELOPMENT		**$ 20,000**
Finance, Town Manager, HR, Clerk	20,000	
.160 M-R EQUIPMENT		**$ 23,800**
1/2 of Annual Software Contract	10,600	
Copier Lease and Maintenance	4,000	
Board Room Audio Maintenance	2,700	
Town Website Annual Maintenance	5,000	
IT Services / Misc	1,500	
.260 ADVERTISING		**$ 8,000**
Legal and Public Notices	4,000	
Black Mountain Echo	1,500	
.320 ACTIVITY EXPENSE		**$ 8,000**
Citizen Academy	3,000	
Holiday Luncheon	2,500	
Retirements	1,500	
Misc	1,000	
.322 EMPLOYEE HEALTH PROGRAM		**$ 1,500**
.330 DEPARTMENTAL SUPPLIES		**$ 8,000**
Office supplies	3,500	
Copy overages	2,500	
.331 CONTINGENCY		**$ 25,000**
.340 BANK SERVICE CHARGE		**$ 12,500**
Banking fees	12,500	
.345 TAX COLLECTION FEES		**$ 82,000**
Buncombe County	82,000	

GENERAL FUND - ADMINISTRATION
10-00-4200

.450 CONTRACT SERVICES		**$ 32,300**
Drug screening and background checks	6,000	
Cobra annual fee	800	
Misc	4,200	
New Email Client	21,300	
.530 DUES AND SUBSCRIPTIONS		**$ 14,500**
NC League of Municipalities	9,000	
Misc	3,500	
NC School of Govt	1,000	
ICMA	1,000	
.550 UNEMPLOYMENT EXPENSE		**$ 5,000**
.730 CAPITAL OUTLAY		**$ 26,300**
New Email	21,300	
New HVAC in IT Room	5,000	
	TOTAL	**$ 893,200**

PUBLIC BUILDINGS UNIT

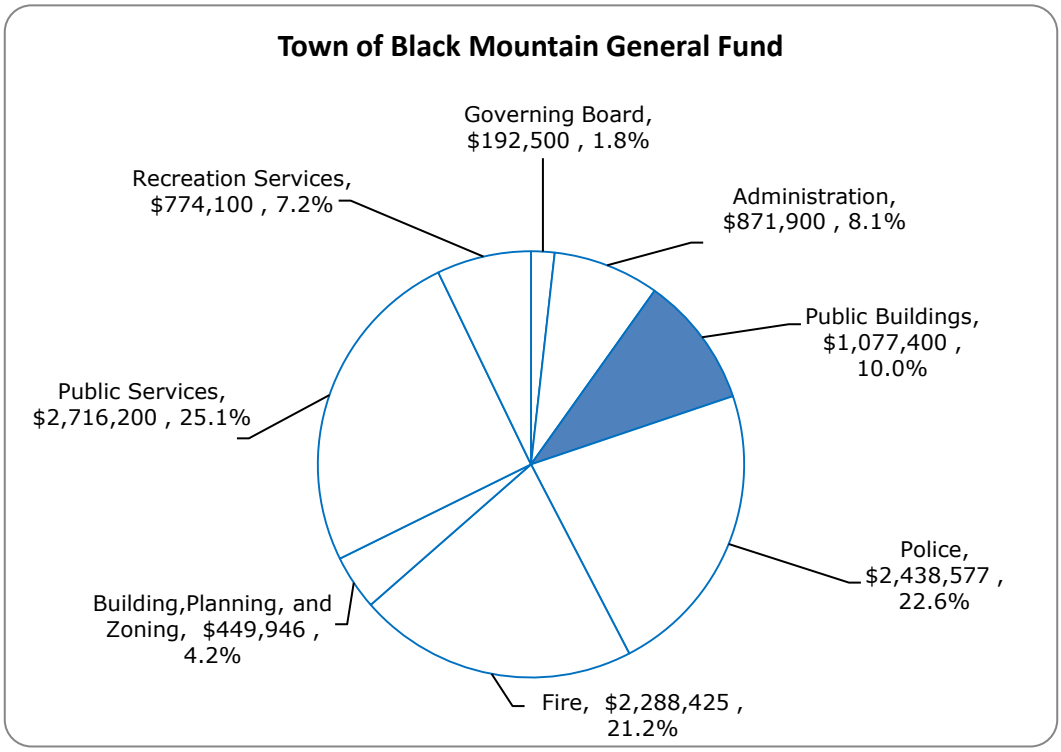

The Public Buildings budget unit is a non-departmental unit managed by the Administration Department, that serves to provide and maintain public facilities at Town Hall, Public Buildings, and the Downtown Restrooms, as well as to provide adequate insurance protection for the Town.

PUBLIC BUILDINGS UNIT

EXPENDITURES SUMMARY

	FY19-20 Actual	FY-20-21 Original Budget	FY-20-21 Amended Budget	FY-20-21 Estimated Expenditures	FY-21-22 Recommended Budget	% Change From FY20-21 Original
Operating Costs	$ 436,175	$ 414,300	$ 436,175	$ 407,000	$ 654,500	57.98%
Capital	174,636	39,000	174,636	170,000	212,000	443.59%
Debt Payment	231,376	231,376	231,376	231,376	210,900	-8.85%
Total	**$ 842,187**	**$ 684,676**	**$ 842,187**	**$ 808,376**	**$ 1,077,400**	**57.36%**

2021-2022 Budget
Public Buildings

ACCOUNT NUMBER	DESCRIPTION	ACTUAL FY19-20	ORIGINAL BUDGET FY20-21	AMENDED BUDGET FY20-21	ACTUAL 3-31-2021	PROJECTED TO 6-30-21	DEPT REQUEST FY21-22	MANAGER RECOMMENDED FY21-22
OPERATING EXPENSES:								
10-00-5000-040	PROF SERVICES	29,686	20,000	20,000	3,165	20,000	20,000	20,000
10-00-5000-130	UTILITIES - MISC	34,385	45,300	45,300	3,340	3,500	3,000	3,000
10-00-5000-131	UTILITIES - 160 MIDLAND AVE	-	-	-	6,041	5,000	11,000	11,000
10-00-5000-132	UTILITIES - FIRE STATION 2	-	-	-	2,327	3,700	4,300	4,300
10-00-5000-133	UTILITIES - 304 BLACK MOUNTAIN AV	-	-	-	10,020	17,000	18,000	18,000
10-00-5000-134	UTILITIES - PUBLIC SAFETY BUILDIN	-	-	-	12,558	21,000	22,000	22,000
10-00-5000-140	PROF DEVELOPMENT	-	2,500	2,500	1,000	2,500	7,500	7,500
10-00-5000-150	M & R - MISC BUILDINGS	49,432	1,800	1,800	3,426	3,600	500	500
10-00-5000-151	M & R ARTS CENTER	3,882	6,000	6,000	10,703	5,000	5,900	5,900
10-00-5000-153	M & R - 160 MIDLAND	-	-	-	10,249	-	17,400	16,400
10-00-5000-154	M & R - 304 BMA	-	-	-	28,519	-	22,700	23,800
10-00-5000-155	M & R - PUBLIC SAFETY	-	-	-	14,904	-	30,100	21,400
10-00-5000-156	M & R FIRE STATION 2						7,300	7,300
10-00-5000-160	M & R EQUIPMENT	14,497	17,000	17,000	9,900	16,500	16,800	16,800
10-00-5000-162	M & R TOWN SQUARE	-	-	-	146	-	-	-
10-00-5000-170	M & R AUTO	123	1,500	1,500	-	500	-	-
10-00-5000-330	DEPARTMENT SUPPLIES	13,043	8,100	8,100	5,414	10,000	10,000	10,000
10-00-5000-331	CONTINGENCY	2,646	25,000	25,000	7,132	25,000	-	-
10-00-5000-450	CONTRACT SERVICES	70,262	70,900	70,900	74,711	70,700	122,700	122,700
10-00-5000-540	INSURANCE	204,915	211,200	211,200	185,753	200,000	260,000	260,000
10-00-5000-560	TRANSFER TO GOLF FUND	21,875	-	21,875	-	-	76,900	76,900
10-00-5000-750	DOWNTOWN RESTROOMS	6,328	5,000	5,000	1,233	3,000	7,000	7,000
TOTALS:	***OPERATING EXPENSES***	***$ 451,074***	***$ 414,300***	***$ 436,175***	***$ 390,541***	***$ 407,000***	***$ 663,100***	***$ 654,500***
CAPITAL OUTLAY:								
10-00-5000-730	CAPITAL OUTLAY	80,367	39,000	174,636	106,252	170,000	212,000	212,000
TOTALS:	***CAPITAL OUTLAY***	***$ 80,367***	***$ 39,000***	***$ 174,636***	***$ 106,252***	***$ 170,000***	***$ 212,000***	***$ 212,000***
DEBT PAYMENT:								
10-00-5000-904	DEBT INTEREST DOWNTOWN LAND	34,814	30,946	30,946	30,946	30,946	23,300	23,300
10-00-5000-905	DEBT PRINCIPAL DOWNTOWN LAND	126,000	126,000	126,000	126,000	126,000	126,000	126,000
1000-5000-911	DEBT PRINCIPAL - BM AVE LAND/BUI	50,000	50,000	50,000	50,000	50,000	31,900	31,900
1000-5000-912	DEBT INTEREST - BM AVE LAND/BUIL	26,175	24,430	24,430	24,430	24,430	7,100	7,100
1000-5000-913	DEBT PRINCIPAL - HERRON ST						22,000	22,000
1000-5000-914	DEBT INTEREST - HERRON ST						600	600
TOTALS:	***DEBT PAYMENT***	***$ 236,989***	***$ 231,376***	***$ 231,376***	***$ 231,376***	***$ 231,376***	***$ 210,900***	***$ 210,900***
PUBLIC BUILDINGS DEPARTMENT TOTAL:		**$ 768,430**	**$ 684,676**	**$ 842,187**	**$ 728,169**	**$ 808,376**	**$ 1,086,000**	**$ 1,077,400**

.040 PROFESSIONAL SERVICES		**$**	**20,000**
Misc professional studies	20,000		
.130 UTILITIES		**$**	**3,000**
Electricity - Misc.	2,000		
Sewer Cherry St restrooms	1,000		
.131 UTILITIES 160 MIDLAND AVE		**$**	**11,000**
Electricity	10,000		
Sewer	1,000		
.132 UTILITIES FIRE STATION 2		**$**	**4,300**
Electricity	3,000		
Natural Gas	1,000		
.133 UTILITIES 304 BLACK MTN AVE		**$**	**18,000**
Electricity	14,000		
Natural Gas	3,500		
Sewer	800		
.134 UTILITIES PUBLIC SAFETY		**$**	**22,000**
Electricity	16,000		
Natural Gas	4,100		
Sewer	2,100		
.140 PROFESSIONAL DEVELOPMENT		**$**	**7,500**
Misc tuition reimb	7,500		
.150 M & R MAINT AND GROUNDS - MISC BUILDINGS		**$**	**500**
Pest control - Library	500		
.151 M & R ARTS CENTER		**$**	**5,900**
Misc HVAC	3,500		
Elevator	2,100		
Pest Control	300		
.153 M & R 160 MIDLAND AVENUE		**$**	**16,400**
Janitorial services	5,200		
Misc facility repairs and services	4,000		
Mat service	2,300		
Misc HVAC	3,000		
Floor Maintenance	1,600		
Pest Control	300		
.154 M & R 304 BLACK MOUNTAIN AVENUE		**$**	**23,800**
Mat service	4,000		
Misc facility repairs and services	5,000		
Janitorial services	4,600		
Misc HVAC	3,300		
Garage door maint	1,500		
Landscaping	1,500		
Floor Maintenance	1,200		
Restroom services	2,000		
Pest Control	700		

GENERAL FUND - PUBLIC BUILDINGS
10-00-5000

.155 M & R PUBLIC SAFETY BUILDING		**$ 21,400**
Misc facility repairs - Fire and Police	5,700	
Plymovent maintenance agreement	3,600	
Misc HVAC	3,000	
Electrical/lighting/heater maint in bays	2,600	
Overhead door maintenance	2,200	
Floor Maintenance	1,900	
Mat service	1,800	
Pest Control	600	
.156 M & R FIRE STATION 2		**$ 7,300**
Misc facility repairs and services	3,000	
Misc HVAC & Generator	3,000	
Pest Control	900	
Floor Maintenance	400	
.160 M-R EQUIPMENT		**$ 16,800**
Website	5,000	
IT related	4,000	
1/2 cost of annual Code Red	3,200	
TSA Choice	2,600	
Misc	2,000	
.330 DEPARTMENTAL SUPPLIES		**$ 10,000**
Office supplies	5,100	
Cleaning supplies	1,500	
Annual crossing sign maintenance	1,200	
Rental payments - Depot	1,600	
Misc	600	
.450 CONTRACT SERVICES		**$ 122,700**
IT services	57,600	
New Phone System	14,300	
Email services	20,250	
ERC - fiber	4,800	
Email and phone setup	25,750	
.540 INSURANCE		**$ 260,000**
General liab insurance	138,200	
Workers comp insurance	81,000	
Fire Dept Insurance	26,400	
Firefighters Relief Fund	5,800	
Misc deductibles and bonds	4,000	
Art Center insurance	4,600	
.560 TRANSFER TO GOLF FUND		**$ 76,900**
.750 DOWNTOWN RESTROOMS		**$ 7,000**
Chemicals and repairs	2,300	
Electricity	1,000	
Sewer	1,000	
Natural gas	700	
.730 CAPITAL		**$ 212,000**
Software Upgrade	110,000	
Solar Project at Carver	80,000	
IT - Computer replacement and misc	15,000	
Paint Center of the arts	7,000	
Replacement of Town Van	-	
.900 DEBT PAYMENT		**$ 210,900**
Town Square	149,300	
Black Mountain Avenue	39,000	
Herron Street	22,600	
TOTAL		**$ 1,077,400**

BUILDING, PLANNING, AND ZONING DEPARTMENT

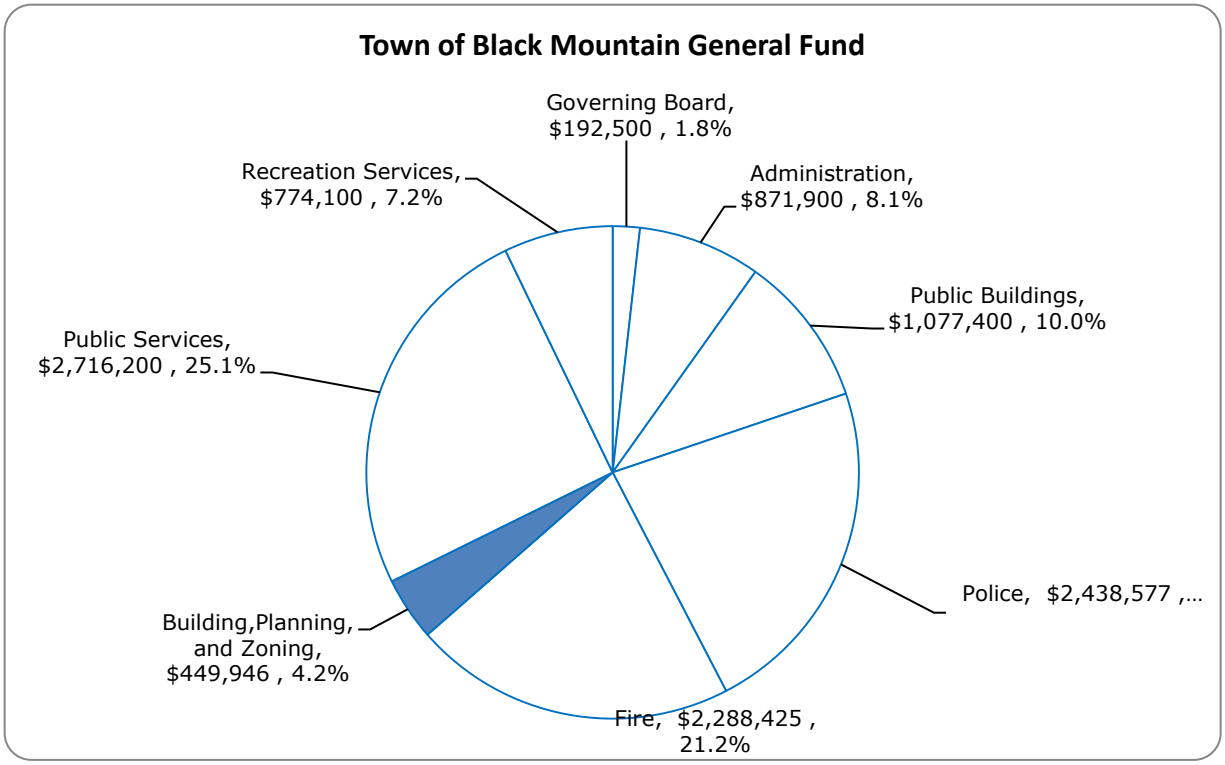

The Building, Planning, and Zoning Department works to protect the health, safety and welfare of the citizens of Black Mountain by developing and implementing local plans and regulations that guide building construction, subdivision and zoning district requirements within the Town.

This department also provides staff support for the Town's Historic Preservation Commission, Planning Board and Zoning Board of Adjustment. Conditional Use Permits, appeals, variances, rezoning requests and historic property designations are some of the requests we manage on behalf of these committees and boards. In conjunction with the Planning Board, the Department works on zoning amendments, new ordinances and other land use planning tools and documents.

BUILDING, PLANNING, AND ZONING DEPARTMENT

EXPENDITURES SUMMARY

	FY19-20 Actual	FY20-21 Original Budget	FY20-21 Amended Budget	FY20-21 Estimated Expenditures	FY21-22 Recommended Budget	% Change From FY20-21 Original
Personnel	$ 326,235	$ 336,235	$ 326,235	$ 315,353	$ 273,646	-18.61%
Operating Costs	106,375	106,375	106,375	68,500	119,300	12.15%
Capital	190,000	190,000	190,000	125,000	57,000	-70.00%
Total	**$ 622,610**	**$ 632,610**	**$ 622,610**	**$ 508,853**	**$ 449,946**	**-28.87%**

2021-2022 Budget
Planning Department Revenue
Charges, Fees, and Grants

ACCOUNT NUMBER	DESCRIPTION	ACTUAL FY19-20	ORIGINAL BUDGET FY20-21	AMENDED BUDGET FY20-21	ACTUAL 3-31-2021	PROJECTED TO 6-30-21	DEPT REQUEST FY21-22	MANAGER RECOMMENDED FY21-22
10-00-3055-100	BUSINESS REGISTRATION FEES	9,015	9,000	9,000	-	-	-	-
10-10-3425-400	FIRE INSPECTION FEES	1,650	25,000	25,000	5,948	15,000	15,000	15,000
10-10-3430-400	BUILDING PERMITS	237,099	245,000	245,000	273,895	280,000	300,000	300,000
10-10-3445-400	STORMWATER PERMITS	4,262	5,000	5,000	3,565	2,000	-	-
10-10-3455-400	VARIANCE AND REVIEW FEES	5,371	7,500	7,500	5,776	6,000	7,500	7,500
10-00-3355-300	DOWNTOWN STREETSCAPE GRANT	-	-	-	-	-	-	-
	Total	**257,397**	**291,500**	**291,500**	**289,184**	**303,000**	**322,500**	**322,500**

2021-2022 Budget
Building, Planning, and Zoning Department

ACCOUNT NUMBER	DESCRIPTION	ACTUAL FY19-20	ORIGINAL BUDGET FY20-21	AMENDED BUDGET FY20-21	ACTUAL 3-31-2021	PROJECTED TO 6-30-21	DEPT REQUEST FY21-22	MANAGER RECOMMENDED FY21-22
PERSONNEL SERVICES:								
10-10-5400-020	SALARIES & WAGES	217,833	221,202	221,202	153,998	213,445	156,146	156,146
10-10-5400-021	SALARIES- PART-TIME, TEMP	-	22,800	12,800	14,150	14,150	12,800	12,800
10-10-5400-050	FICA EXPENSE	15,544	18,746	18,746	11,343	17,873	24,000	24,000
10-10-5400-060	GROUP INSURANCE	26,448	28,416	28,416	17,749	27,077	28,100	28,100
10-10-5400-070	RETIREMENT LGERS	30,669	33,971	33,971	25,978	32,691	41,200	41,200
10-10-5400-080	RETIREMENT 401K	10,723	11,100	11,100	7,599	10,117	11,400	11,400
TOTALS:	***PERSONNEL SERVICES***	***$ 301,217***	***$ 336,235***	***$ 326,235***	***$ 230,817***	***$ 315,353***	***$ 273,646***	***$ 273,646***
OPERATING EXPENSES:								
10-10-5400-040	PROF SERVICES	33,394	57,375	57,375	3,679	15,000	59,600	59,600
10-10-5400-100	POSTAGE	54	2,000	2,000	-	-	-	-
10-10-5400-110	TELEPHONE	1,436	1,600	1,600	962	1,600	1,800	1,800
10-10-5400-140	PROF DEVELOPMENT	3,224	6,000	6,000	1,965	3,500	5,000	5,000
10-10-5400-160	M & R EQUIPMENT	1,773	2,400	2,400	1,800	2,000	2,100	2,100
10-10-5400-170	M & R TRUCKS	3,350	1,500	1,500	120	2,000	2,500	2,500
10-10-5400-310	DIESEL AND UNLEADED FUEL	1,148	1,700	1,700	657	1,200	1,500	1,500
10-10-5400-330	DEPARTMENT SUPPLIES	3,762	6,000	6,000	5,641	12,500	8,700	8,700
10-10-5400-331	BOARDS AND COMMISSIONS EXP	5,072	10,000	10,000	2,124	10,000	16,000	16,000
10-10-5400-340	BANKING FEES	3,900	3,000	3,000	129	3,400	3,700	3,700
10-10-5400-360	UNIFORMS	-	500	500	-	300	400	400
10-10-5400-450	CONTRACT SERVICES	6,706	11,300	11,300	12,650	14,500	14,500	14,500
10-10-5400-530	DUES & SUBSCRIPTIONS	2,122	3,000	3,000	271	2,500	3,500	3,500
TOTALS:	***OPERATING EXPENSES***	***$ 65,941***	***$ 106,375***	***$ 106,375***	***$ 29,998***	***$ 68,500***	***$ 119,300***	***$ 119,300***
CAPITAL OUTLAY:								
10-10-5400-543	TRANSF TO GEN CAP PROJ FUND	80,000	70,000	70,000	50,000	70,000	235,000	-
10-10-5400-730	CAPITAL OUTLAY	40,938	120,000	120,000	27,802	55,000	57,000	57,000
TOTALS:	***CAPITAL OUTLAY***	***$ 120,938***	***$ 190,000***	***$ 190,000***	***$ 77,802***	***$ 125,000***	***$ 292,000***	***$ 57,000***
DEBT PAYMENT:								
TOTALS:	***DEBT PAYMENT***	***$ -***	***$ -***	***$ -***	***$ -***	***$ -***	***$ -***	***$ -***
BUILDING, PLANNING AND ZONING TOTAL:		***$ 488,096***	***$ 632,610***	***$ 622,610***	***$ 338,617***	***$ 508,853***	***$ 684,946***	***$ 449,946***

GENERAL FUND - BUILDING, PLANNING, AND ZONING
10-10-5400

.020 SALARIES, WAGES & BENEFITS		**$ 260,846**
1-Director of Planning		
1-Planner I/Zoning Administrator		
1-Building Inspector/Flood Plain Administrator		
1-Senior Admin Asst/Deputy Clerk		
1-Stormwater Field Tech - Requested		
1-Administrative Asst/Permit Clerk - Vacant		
.021 SALARIES - PART-TIME, TEMP		**$ 12,800**
Part Time Code Enforcement-Requested	12,800	
	-	
.040 PROFESSIONAL SERVICES		**$ 59,600**
Engineering, consulting & survey services	12,000	
GIS - Land of Sky	4,000	
Misc	3,000	
Powell Bill map update	600	
UDO	40,000	
.110 TELEPHONE		**$ 1,800**
Landlines	700	
Cell phone stipends	500	
Cell phone and Ipad	600	
.140 PROFESSIONAL DEVELOPMENT		**$ 5,000**
Annual conferences and training	4,000	
Continuing education for inspection certifications	1,000	
.160 M & R EQUIPMENT		**$ 2,100**
Copier lease and maintenance	1,800	
Misc	300	
.170 M & R TRUCKS		**$ 2,500**
Brakes, oil, tires	800	
Misc	1,700	
.310 DIESEL AND UNLEADED FUEL		**$ 1,500**
Fuel for two department vehicles	1,500	
.330 DEPARTMENT SUPPLIES		**$ 8,700**
General office supplies	5,000	
Community outreach - general	2,500	
Manuals and publications	700	
Copy charges	500	
.331 BOARDS AND COMMISSIONS EXPENSE		**$ 16,000**
Board of Adjustment - legal	15,000	
Workshops	1,000	

GENERAL FUND - BUILDING, PLANNING, AND ZONING
10-10-5400

.340 BANK SERVICE CHARGE		**$ 3,700**
Banking fees	3,700	
.360 UNIFORMS		**$ 400**
Shirts, jackets, boots	400	
.450 CONTRACT SERVICES		**$ 14,500**
Permitting software	10,000	
Green builders	2,500	
ESRI upgrade and maintenance	1,500	
Buncombe County Inspections	500	
.530 DUES & SUBSCRIPTIONS		**$ 3,500**
Membership dues and recertifications	2,000	
Annual stormwater permit	900	
Code book updates	600	
.543 TRANSFER TO CAPITAL PROJECTS FUNDS		**$ -**
.730 CAPITAL OUTLAY		**$ 57,000**
Pedistrian and Bike Plan Implementation	37,000	
I-40 Pedestrian Connection	20,000	
Clean Water Trust Fund	-	
Vehicle replacement	-	
TOTAL		**$ 449,946**

POLICE DEPARTMENT

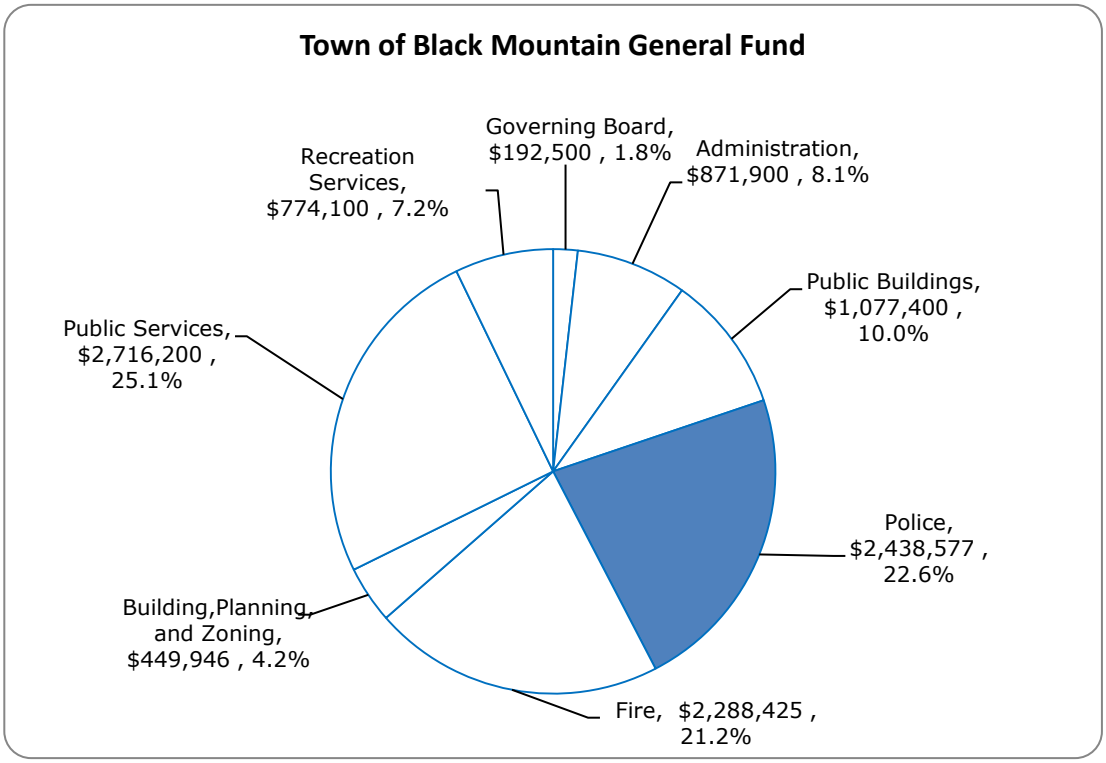

The Black Mountain Police Department, in partnership with our Community, provides impartial, ethical, and professional law enforcement service and protection. Through open communication, we strive to build upon the trust and confidence of our citizens and to all those who may visit, work in, or travel through our Communities. We are committed to protect life, property and improve the quality of life without prejudice or bias, with respect for the rights of all people, to assure a safe and secure environment for all.

POLICE DEPARTMENT

EXPENDITURES SUMMARY

	FY19-20 Actual	FY20-21 Original Budget	FY20-21 Amended Budget	FY20-21 Estimated Expenditures	FY21-22 Recommended Budget	% Change From FY20-21 Original
Personnel	$ 1,698,994	$ 1,698,994	$ 1,698,994	$ 1,735,788	$ 1,748,700	2.93%
Operating Costs	294,750	276,750	294,750	234,859	418,550	51.24%
Capital	86,000	51,000	86,000	83,500	120,000	135.29%
Debt Payment	-	151,415	151,415	151,853	151,327	-0.06%
Total	**$ 2,079,744**	**$ 2,178,159**	**$ 2,231,159**	**$ 2,206,000**	**$ 2,438,577**	**11.96%**

2021-2022 Budget
Police Department Revenue
Charges, Fees, and Grants

ACCOUNT NUMBER	DESCRIPTION	ACTUAL FY19-20	ORIGINAL BUDGET FY20-21	AMENDED BUDGET FY20-21	ACTUAL 3-31-2021	PROJECTED TO 6-30-21	DEPT REQUEST FY21-22	MANAGER RECOMMENDED FY21-22
10-10-3405-400	COURT COSTS	710	800	800	216	800	800	800
10-10-3835-800	MONTREAT DISPATCHERS	19,000	19,950	19,950	9,975	19,950	-	-
10-10-3396-300	HIGHWAY SAFETY GRANT	8,999	-	19,000	-	-	-	-
10-10-3330-300	BODY CAMERA GRANT	-	-	-	-	-	-	-
10-10-3320-300	UNAUTHORIZED SUBSTANCE TAX	8,852	5,000	5,000	6,023	12,000	8,000	8,000
10-10-3395-300	GCC GRANT	-	-	25,000	-	23,179	-	-
	Total	**$ 38,276**	**$ 25,750**	**$ 69,750**	**$ 16,214**	**$ 56,429**	**$ 8,800**	**$ 8,800**

2021-2022 Budget
Police Department

ACCOUNT NUMBER	DESCRIPTION	ACTUAL FY19-20	ORIGINAL BUDGET FY20-21	AMENDED BUDGET FY20-21	ACTUAL 3-31-2021	PROJECTED TO 6-30-21	DEPT REQUEST FY21-22	MANAGER RECOMMENDED FY21-22
PERSONNEL SERVICES:								
10-10-5100-020	SALARIES & WAGES	1,085,369	1,142,523	1,142,523	730,009	1,174,592	1,166,000	1,166,000
10-10-5100-021	SALARIES- PART-TIME,TEMP	50,205	53,400	53,400	27,109	49,888	12,300	12,300
10-10-5100-022	SALARIES-PENSION	58,644	-	-	38,630		50,000	50,000
10-10-5100-050	FICA EXPENSE	88,402	92,517	92,517	59,207	94,864	89,200	89,200
10-10-5100-060	GROUP INSURANCE	141,450	170,148	170,148	94,311	168,377	154,300	154,300
10-10-5100-070	RETIREMENT LGERS	159,071	183,069	183,069	127,249	188,331	218,900	218,900
10-10-5100-080	RETIREMENT 401K	53,115	57,337	57,337	35,777	59,736	58,000	58,000
TOTALS:	**PERSONNEL SERVICES**	***$ 1,636,256***	***$ 1,698,994***	***$ 1,698,994***	***$ 1,112,292***	***$ 1,735,788***	***$ 1,748,700***	***$ 1,748,700***
OPERATING EXPENSES:								
10-10-5100-110	TELEPHONE	7,298	7,000	7,000	11,568	17,740	16,000	16,000
10-10-5100-100	POSTAGE	-	-	-	-	-	500	500
10-10-5100-140	PROF DEVELOPMENT	2,865	8,000	8,000	547	3,500	6,500	6,500
10-10-5100-150	M & R BLDGS & GROUNDS	12,335	12,000	12,000	-	-	-	-
10-10-5100-160	M & R EQUIPMENT	5,639	9,100	9,100	8,929	7,500	9,000	9,000
10-10-5100-170	M & R AUTO	31,512	26,000	26,000	21,749	28,000	44,000	44,000
10-10-5100-180	FORFEITURE FUNDS	-	-	-	-	-	-	-
10-10-5100-190	ABC DISTRIBUTION	10,000	5,000	15,000	-	-	-	-
10-10-5100-200	CONTROLLED SUBSTANCE	1,280	1,000	1,000	-	1,000	-	-
10-10-5100-210	MOBILE DATA TERMINALS	17,967	18,400	18,400	-	-	-	-
10-10-5100-310	DIESEL AND UNLEADED FUEL	40,257	45,000	45,000	19,526	35,000	45,000	45,000
10-10-5100-320	MED CERTIFICATION	1,495	2,400	2,400	3,220	3,220	2,800	2,800
10-10-5100-330	DEPARTMENT SUPPLIES	6,127	7,000	7,000	3,958	8,000	9,500	9,500
10-10-5100-342	PUBLIC RELATIONS MATERIALS	-	3,000	3,000	-	2,500	3,000	3,000
10-10-5100-350	LEO SUPPLIES	34,180	38,300	38,300	35,748	38,096	17,500	17,500
10-10-5100-351	SPECIAL RESPONSE TEAM	15,721	9,900	17,900	38	10,000	11,000	11,000
10-10-5100-360	UNIFORMS	14,864	17,750	17,750	12,506	13,003	20,500	20,500
10-10-5100-450	CONTRACT SERVICES	54,927	57,100	57,100	60,549	61,000	59,800	222,750
10-10-5100-530	DUES AND SUBSCRIPTIONS	1,273	1,300	1,300	230	1,300	2,000	2,000
10-10-5100-740	AUXILIARY	9,003	8,500	8,500	-	5,000	8,500	8,500
TOTALS:	**OPERATING EXPENSES**	***$ 266,743***	***$ 276,750***	***$ 294,750***	***$ 178,568***	***$ 234,859***	***$ 255,600***	***$ 418,550***
CAPITAL OUTLAY:								
10-10-5100-730	CAPITAL OUTLAY	625,281	51,000	86,000	103,691	83,500	171,000	120,000
TOTALS:	**CAPITAL OUTLAY**	***$ 625,281***	***$ 51,000***	***$ 86,000***	***$ 103,691***	***$ 83,500***	***$ 171,000***	***$ 120,000***
DEBT PAYMENT:								
10-10-5100-906	DEBT INT FY19 COMMUNICATIONS	-	-	-	438	438	350	350
10-10-5100-907	DEBT PRIN FY19 COMMUNICATIONS	-	151,415	151,415	150,977	151,415	150,977	150,977
TOTALS:	**DEBT PAYMENT**	***$ -***	***$ 151,415***	***$ 151,415***	***$ 151,415***	***$ 151,853***	***$ 151,327***	***$ 151,327***
POLICE DEPARTMENT TOTAL:		**$ 2,528,280**	**$ 2,178,159**	**$ 2,231,159**	**$ 1,545,966**	**$ 2,206,000**	**$ 2,326,627**	**$ 2,438,577**

GENERAL FUND - POLICE
10-10-5100

.020 SALARIES, WAGES & BENEFITS		**$ 1,736,400**
1-Police Chief,		
1-Major		
2-Police Lieutenant , 4-Police Sergeants		
1-Detective Sergeant, 10-Police Officers		
1- Narcotics Investigator/Detective		
1-Adminstration Assistant/TAC Coordinator		
1-Downtown Community Officer Requested		
.021 SALARIES -PART-TIME,TEMP		**$ 12,300**
Part-time Admin (120 hours)		
Part-time Patrol Officers (550 hours)		
.110 TELEPHONE		**$ 16,000**
Air Card & Cell Phone Service	14,000	
Landlines	1,300	
Charter - Cable and internet	700	
.110 POSTAGE		**$ 500**
.140 PROFESSIONAL DEVELOPMENT		**$ 6,500**
Schools/investigation travel & training	5,000	
Training tapes/law pubs, (CD/DVD)	1,500	
.160 M & R EQUIPMENT		**$ 9,000**
Radio/light systems repair	3,500	
Misc IT	2,000	
Copier lease and maintenance	2,000	
Lidar maint (handheld calibration/maint)	1,500	
.170 M & R AUTO		**$ 44,000**
Maintenance costs for vehicles	35,000	
Replace Motor in Vehicle	9,000	
.190 ABC DISTRIBUTION		**$ -**
.200 CONTROLLED SUBSTANCE		**$ -**
.310 DIESEL AND UNLEADED FUEL		**$ 45,000**
Gas and diesel for vehicles	45,000	
.320 MEDICAL CERTIFICATION		**$ 2,800**
Drug/psych screenings/physicals (New Hire)	2,800	
.330 DEPARTMENT SUPPLIES		**$ 9,500**
General office supplies	5,000	
Cleaning supplies	3,500	
Misc	1,000	
.342 PUBLIC RELATIONS MATERIALS		**$ 3,000**

GENERAL FUND - POLICE
10-10-5100

.350 LEO SUPPLIES		**$ 17,500**
Ammunition	5,500	
Duty Gear (firearms, holsters, pepper spray, compute	5,500	
Investigative and Evidence Materials	3,000	
Ppe Equipment and OSHA Kits	2,000	
K-9 Supplies	1,500	
351 SPECIAL RESPONSE TEAM		**$ 11,000**
Tactical Body Armor Replacement	3,900	
Uniforms	2,600	
Ballistic Shield	1,500	
Training Ammunition	1,500	
Def Tech Munitions	1,000	
Tactical Operations Supplies	500	
.360 UNIFORMS		**$ 20,500**
Uniforms/equip for 18 officers-(3 per officer)	11,400	
Ballistic vest (replacements) (4 per year)	4,500	
New hire uniforms/bullet proof vests	3,100	
Admin (1)/CID Uniforms (2)	1,500	
.450 CONTRACT SERVICES		**$ 222,750**
Dispatch Service Contract	162,000	
Animal Control Service Contract	32,000	
Policy and Procedures Software	7,600	
(18) Mobile DMV/NCIC Access	6,600	
Police Reporting Software (RMS)	5,000	
Multi-AgencyCriminal Database (P2P)	3,500	
SBI Terminal Identification	3,800	
Inventory Management Software	1,000	
Call Log Maintenance	1,000	
Finger printing	250	
.530 DUES AND SUBSCRIPTIONS		**$ 2,000**
IACP Net	550	
International Association of Police Chiefs	400	
NC Chief of Police Association	400	
NTOA	450	
NC Crimes Book	200	
.740 AUXILIARY		**$ 8,500**
Cadet Corp	4,500	
Reserve officer uniforms	2,000	
Reserve equipment and repair	1,000	
Awards/annual family event	1,000	
.730 CAPITAL OUTLAY		**$ 120,000**
2 Patrol Vehicle Replacement	102,000	
Evidence Room Reinovations	18,000	
.900 DEBT PAYMENT		**$ 151,327**
FY19 Commuications	151,327	
TOTAL		**$ 2,438,577**

FIRE DEPARTMENT

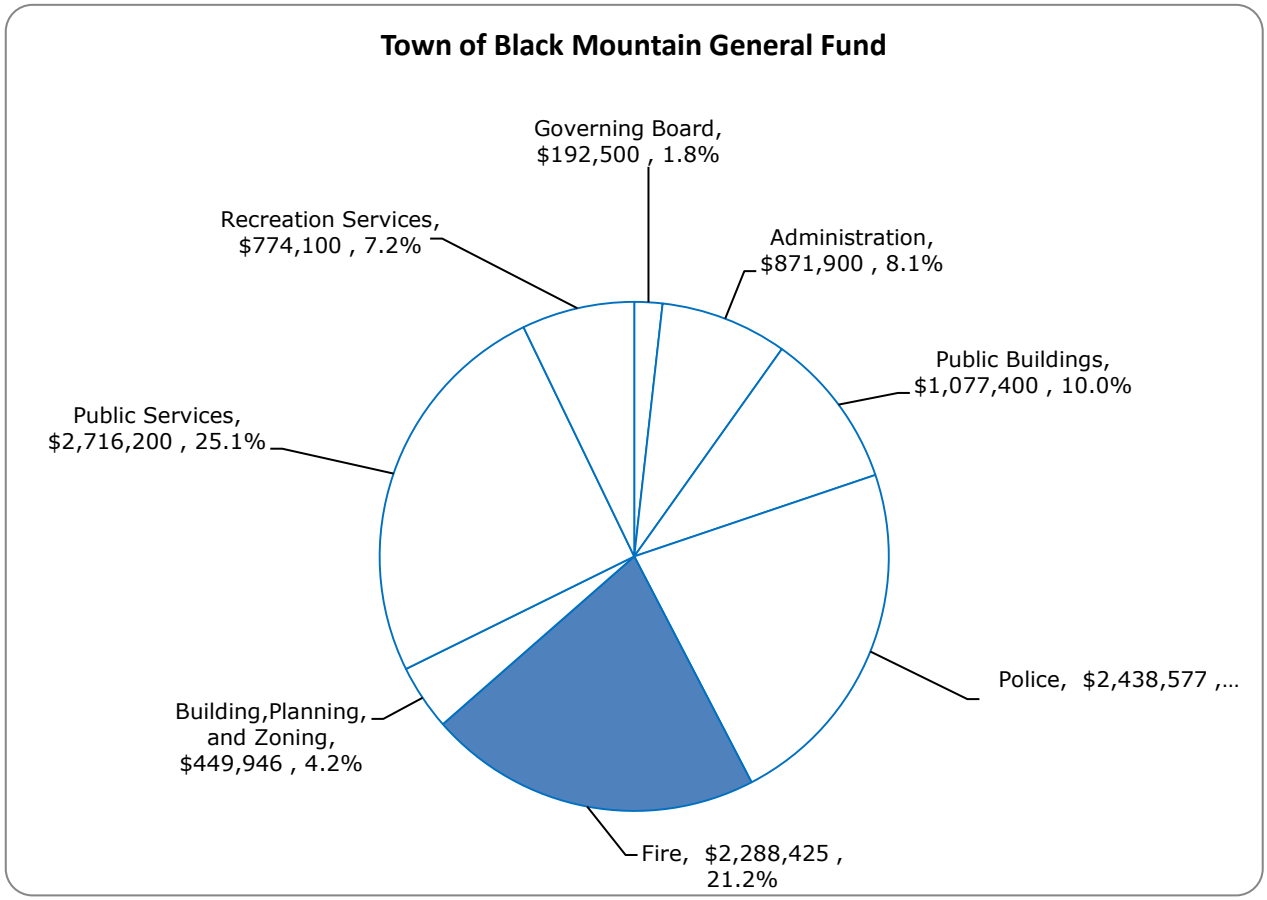

Established in 1919, the Black Mountain Fire Department is a combination paid and volunteer organization. The department has achieved a Class 3 rating for the Town's fire protection. They provide fire suppression and prevention, rescue, confined space and search services to the community. They protect some 27 square miles which include two fire districts – the Town of Black Mountain and the East Buncombe Fire District – as well as the Town of Montreat. Several large manufacturing facilities, conference centers and state facilities are within our protection areas.

FIRE DEPARTMENT

EXPENDITURES SUMMARY

	FY19-20 Actual	FY20-21 Original Budget	FY20-21 Amended Budget	FY20-21 Estimated Expenditures	FY21-22 Recommended Budget	% Change From FY20-21 Original
Personnel	$ 1,558,603	$ 1,558,603	$ 1,558,603	$ 1,465,610	$ 1,860,425	19.36%
Operating Costs	188,700	188,700	188,700	174,693	223,000	18.18%
Capital	155,000	155,000	155,000	95,000	205,000	32.26%
Total	**$ 1,902,303**	**$ 1,902,303**	**$ 1,902,303**	**$ 1,735,303**	**$ 2,288,425**	**20.30%**

2021-2022 Budget
Fire Department

ACCOUNT NUMBER	DESCRIPTION	ACTUAL FY19-20	ORIGINAL BUDGET FY20-21	AMENDED BUDGET FY20-21	ACTUAL 3-31-2021	PROJECTED TO 6-30-21	DEPT REQUEST FY21-22	MANAGER RECOMMENDED FY21-22
PERSONNEL SERVICES:								
10-10-5300-020	SALARIES & WAGES	941,530	988,130	988,130	643,473	932,427	1,258,100	1,258,100
10-10-5300-021	SALARIES-PART-TIME,TEMP	109,141	135,100	135,100	69,986	130,000	138,700	119,525
10-10-5300-050	FICA EXPENSE	75,372	86,819	86,819	51,819	78,184	91,800	91,800
10-10-5300-060	GROUP INSURANCE	133,381	149,216	149,216	87,959	138,000	147,300	147,300
10-10-5300-070	RETIREMENT LGERS	130,291	150,405	150,405	108,270	141,399	191,100	191,100
10-10-5300-080	RETIREMENT 401K	44,680	48,933	48,933	30,333	45,600	52,600	52,600
TOTALS:	***PERSONNEL SERVICES***	***$ 1,434,395***	***$ 1,558,603***	***$ 1,558,603***	***$ 991,840***	***$ 1,465,610***	***$ 1,879,600***	***$ 1,860,425***
OPERATING EXPENSES:								
10-10-5300-110	TELEPHONE	11,723	11,900	11,900	7,660	10,000	13,800	13,800
10-10-5300-140	PROF DEVELOPMENT	12,543	16,500	16,500	4,194	15,000	23,000	23,000
10-10-5300-150	M & R BLDGS & GROUNDS	8,061	8,400	8,400	-	-	-	-
10-10-5300-160	M & R EQUIPMENT	22,575	21,600	21,600	24,322	18,500	78,800	37,800
10-10-5300-170	M & R TRUCKS	21,256	19,800	19,800	17,382	24,000	29,000	29,000
10-10-5300-310	DIESEL AND UNLEADED FUEL	16,213	14,500	14,500	7,588	18,000	20,000	20,000
10-10-5300-320	MED CERTIFICATION	49	8,500	8,500	-	7,500	10,500	10,500
10-10-5300-330	DEPARTMENT SUPPLIES	20,008	20,000	20,000	9,560	18,000	23,400	23,400
10-10-5300-331	MED SUPPLIES	5,563	6,800	6,800	12,156	6,000	7,000	7,000
10-10-5300-360	UNIFORMS	46,458	47,000	47,000	30,214	44,500	36,500	36,500
10-10-5300-530	DUES & SUBSCRIPTIONS	9,648	11,200	11,200	13,017	11,000	19,000	19,000
10-10-5300-540	VOLUNTEER PENSION	2,193	2,500	2,500	-	2,193	3,000	3,000
TOTALS:	***OPERATING EXPENSES***	***$ 176,290***	***$ 188,700***	***$ 188,700***	***$ 126,093***	***$ 174,693***	***$ 264,000***	***$ 223,000***
CAPITAL OUTLAY:								
10-10-5300-580	TRANSFER TO CAPITAL RES FUND	220,000	80,000	80,000	80,000	80,000	80,000	70,000
10-10-5300-730	CAPITAL OUTLAY	15,008	75,000	75,000	-	15,000	135,000	135,000
TOTALS:	***CAPITAL OUTLAY***	***$ 235,008***	***$ 155,000***	***$ 155,000***	***$ 80,000***	***$ 95,000***	***$ 215,000***	***$ 205,000***
DEBT PAYMENT:								
TOTALS:	***DEBT PAYMENT***	***$ -***	***$ -***	***$ -***	***$ -***	***$ -***	***$ -***	***$ -***
FIRE DEPARTMENT TOTAL:		**$ 1,845,693**	**$ 1,902,303**	**$ 1,902,303**	**$ 1,197,933**	**$ 1,735,303**	**$ 2,358,600**	**$ 2,288,425**

GENERAL FUND - FIRE
10-10-5300

.020 SALARIES, WAGES & BENEFITS		**$ 1,740,900**
1-Fire Chief		
1-Deputy Fire Chief (Vacant)		
3-Battalion Chiefs		
1-Fire Inspector		
6-Fire Lieutenants		
12 - Firefighters		
.021 SALARIES-PART-TIME, TEMP		**$ 119,525**
Volunteer shifts - fire suppression		
(24 hours a day, 365 days a year)		
1 - part time fire inspector (988 hours)		
.110 TELEPHONE		**$ 13,800**
Cell Phone Stipends	5,800	
Charter - Cable and Internet	4,500	
Landlines	1,900	
Cell Phone and Ipad	1,600	
.140 PROFESSIONAL DEVELOPMENT		**$ 23,000**
Travel, Lodging, Meal Expenses	8,000	
Municipal Admin	5,000	
Conference Registration Fees	2,500	
Fire/Rescue International Conference	2,000	
Training Manuals	2,000	
Inspection Upgrade for Fire Inspectors	1,500	
House Burns	1,000	
Medical Certification Testing	1,000	
.160 M & R EQUIPMENT		**$ 37,800**
Radio Replacement (2)	8,500	
Fire Hose Replacements	6,000	
Flow Testing Air Packs	6,500	
Misc Repairs	3,000	
Air Bottle Testing	3,000	
Ladder Maintenance and Testing	2,000	
Copier Lease and Maintenance	1,800	
Radio Batteries	2,000	
Annual Servicing of Hydraulic Rescue Tools	2,000	
Gas Detector	1,000	
Normal SCBA Maintenance	1,000	
Maintenance - Gas Powered Portable Equipment	1,000	
.170 M & R TRUCKS		**$ 29,000**
Engine, Electrical, Pump Repairs	13,000	
Service Agreement	6,000	
Preventive Maintenance -Engines	2,000	
Service Testing of Pumps	2,000	
Chassis repairs, brakes, bearings, etc.	2,000	
Battery replacements	1,000	
Misc repairs and gauge replacement	1,000	
Oil for trucks / equipment	1,000	
Federal inspection of vehicles	1,000	

GENERAL FUND - FIRE
10-10-5300

.310 DIESEL AND UNLEADED FUEL		**$ 20,000**
Gas and diesel for vehicles	20,000	
.320 MEDICAL CERTIFICATION		**$ 10,500**
Required physicals - duty and volunteers	10,000	
HBV vaccinations - new recruits	500	
.330 DEPARTMENT SUPPLIES		**$ 23,400**
Fire Prevention material	3,000	
Training room upgrades/maintenance	3,000	
Paper goods, trash liners, etc.	2,500	
Annual firefighters banquet	2,500	
Office supplies	2,000	
Coffee machine and supplies	2,000	
Cleaning supplies	2,000	
Hydrant paint and maintenance	1,500	
Logistic supplies	1,200	
Two Ipads	1,200	
Computer software	1,000	
Misc	1,000	
Annual Fire and Police picnic	500	
.331 MEDICAL SUPPLIES		**$ 7,000**
Emergency rescue medical supplies	4,500	
Oxygen	2,500	
.360 UNIFORMS		**$ 36,500**
Turnout gear - 6 Sets	20,000	
Uniforms - full-time/ part-time firefighters	15,000	
Wildland fire gear	1,500	
.530 DUES & SUBSCRIPTIONS		**$ 19,000**
Software Support - Emergency Reporting	9,000	
Professional Organization Dues	3,500	
First Due Size Up	3,000	
Fire Code Subscription	1,800	
Buncombe County Annual Software for Ipads	1,500	
Publication subscriptions	200	
.540 FIREMENS PENSION		**$ 3,000**
.580 TRANSFER TO CAPITAL RESERVE FUND		**$ 70,000**
Engine 41 - Capital Reserve	70,000	
.730 CAPITAL OUTLAY		**$ 135,000**
Deputy Chief Vechicle	65,000	
Emergency Stop Light Station1	30,000	
Boat Replacement	15,000	
High Pressure Resuce Airbags	15,000	
Rescue Rope & Hardware	8,000	
Back Pack Blower	2,000	
TOTAL		**$ 2,288,425**

PUBLIC SERVICES

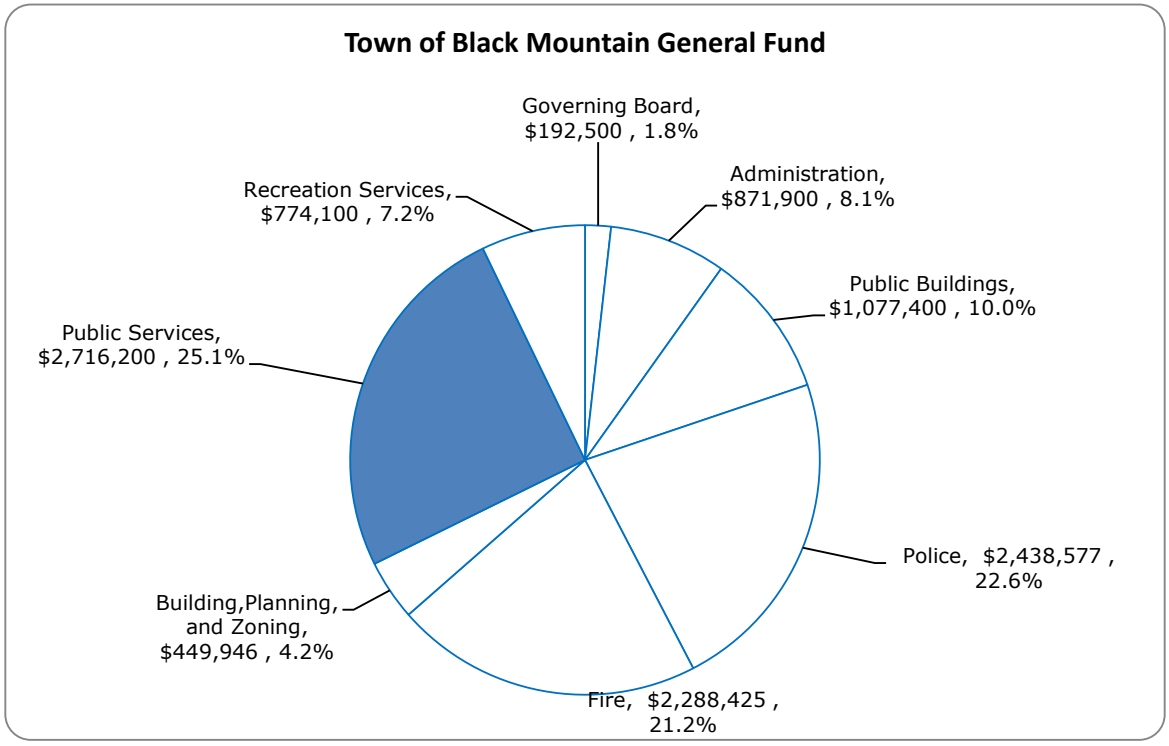

The Public Services Department is responsible for water production (via wells and water purchased from the City of Asheville), and water distribution, to include storage tanks, pumps and in-ground lines, dam compliance, valves and meters. Staff also maintains forty four miles of Town streets, which includes potholes and overlays, storm drain systems, signs and markings, and mowing and tree maintenance. Park maintenance responsibilities were added in February 2011. Additional responsibilities include: sanitation contract administration, ice and snow removal, emergency operations, and other special projects and assignments. In 2010, staff and administrative functions were combined and the department is working diligently to cross-train all employees. Public Services staff is also focusing on increased customer service through training, committment, and a genuine desire to serve the citizens of Black Mountain.

PUBLIC SERVICES SUMMARY

EXPENDITURES SUMMARY

	FY19-20 Actual	FY20-21 Original Budget	FY20-21 Amended Budget	FY20-21 Estimated Expenditures	FY21-22 Recommended Budget	% Change From FY20-21 Original
Personnel	$ 605,028	$ 605,028	$ 605,028	$ 775,369	$ 1,033,800	70.87%
Operating Costs	1,262,400	1,257,400	1,262,400	848,043	830,400	-33.96%
Capital	194,800	140,000	194,800	95,000	719,500	413.93%
Debt					132,500	N/A
Total	**$ 2,062,228**	**$ 2,002,428**	**$ 2,062,228**	**$ 1,718,412**	**$ 2,716,200**	**35.65%**

PUBLIC SERVICES - ADMINISTRATION DIVISION

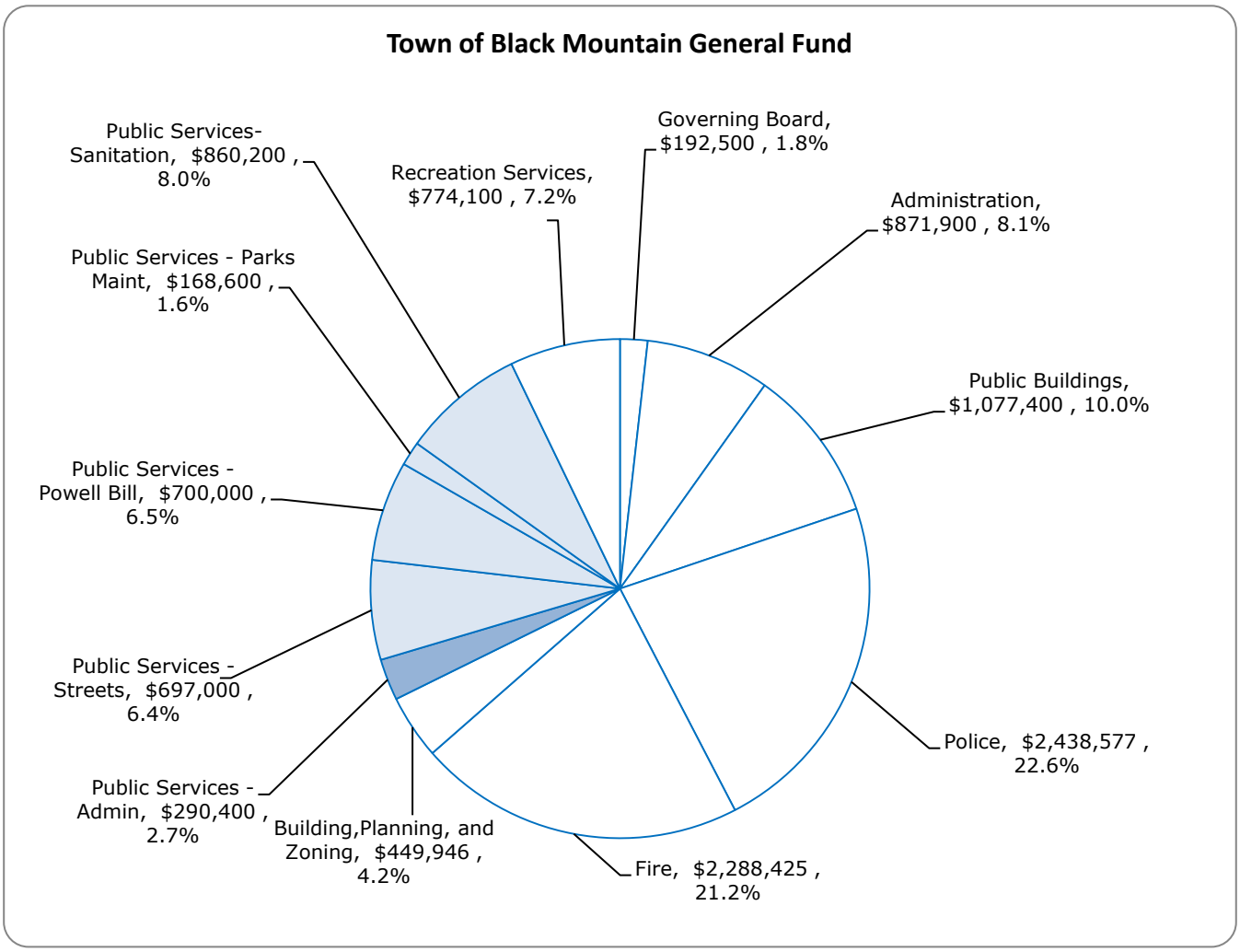

The Public Services Department – formerly called the Public Works Department – is in the midst of a reorganization. The department's primary divisions protect and provide for the Town-mainained roads, and the water system. The department has historically been represented by distinctive budget units for accounting purposes, but future budget will likely see changes in the presentation to reflect the operational changes. The administrative division oversees and provides support to the other divisions, reflected in this budget as the Streets Division, the Powell Bill Division, and the Sanitation Division in the General Fund, and the Water Operations Division in the Water Fund.

PUBLIC SERVICES - ADMINISTRATION DIVISION

EXPENDITURES SUMMARY

	FY19-20 Actual	FY20-21 Original Budget	FY20-21 Amended Budget	FY20-21 Estimated Expenditures	FY21-22 Recommended Budget	% Change From FY20-21 Amended
Personnel	$ 229,500	$ 229,500	$ 229,500	$ 229,227	$ 263,800	14.95%
Operating Costs	32,100	32,100	32,100	23,300	26,600	-17.13%
Capital	-	-	-	-	-	N/A
Debt Payment	-	-	-	-	-	N/A
Total	**$ 261,600**	**$ 261,600**	**$ 261,600**	**$ 252,527**	**$ 290,400**	**11.01%**

2021-2022 Budget
Public Services - Administration

ACCOUNT NUMBER	DESCRIPTION	ACTUAL FY19-20	ORIGINAL BUDGET FY20-21	AMENDED BUDGET FY20-21	ACTUAL 3-31-2021	PROJECTED TO 6-30-21	DEPT REQUEST FY21-22	MANAGER RECOMMENDED FY21-22
PERSONNEL SERVICES:								
10-20-5550-020	SALARIES & WAGES	162,340	162,400	162,400	114,481	162,194	185,400	185,400
10-20-5550-050	FICA EXPENSE	11,738	12,500	12,500	8,204	11,683	14,200	14,200
10-20-5550-060	GROUP INSURANCE	19,839	21,400	21,400	13,184	22,035	21,100	21,100
10-20-5550-070	RETIREMENT LGERS	22,856	25,000	25,000	19,303	25,187	33,800	33,800
10-20-5550-080	RETIREMENT 401K	7,979	8,200	8,200	5,373	8,128	9,300	9,300
TOTALS:	**PERSONNEL SERVICES**	***$ 224,752***	***$ 229,500***	***$ 229,500***	***$ 160,545***	***$ 229,227***	***$ 263,800***	***$ 263,800***
OPERATING EXPENSES:								
10-20-5550-110	TELEPHONE	5,393	5,300	5,300	4,190	8,000	6,000	6,000
10-20-5550-130	UTILITIES	3,099	9,000	9,000	-	-	-	-
10-20-5550-140	PROF DEVELOPMENT	1,395	1,300	1,300	-	500	1,500	1,500
10-20-5550-160	M & R EQUIPMENT	1,448	1,000	1,000	1,800	2,800	2,800	2,800
10-20-5550-170	M & R TRUCKS	10	2,500	2,500	158	1,000	2,500	2,500
10-20-5550-310	DIESEL AND UNLEADED FUEL	1,877	2,300	2,300	1,187	2,000	2,300	2,300
10-20-5550-330	DEPARTMENT SUPPLIES	7,697	9,700	9,700	7,254	9,000	11,000	11,000
10-20-5550-380	URBAN FORESTRY COMMITTEE	648	1,000	1,000	-	-	500	500
TOTALS:	**OPERATING EXPENSES**	***$ 21,567***	***$ 32,100***	***$ 32,100***	***$ 14,589***	***$ 23,300***	***$ 26,600***	***$ 26,600***
CAPITAL OUTLAY:								
TOTALS:	**CAPITAL OUTLAY**	***$ -***	***$ -***	***$ -***	***$ -***	***$ -***	***$ -***	***$ -***
DEBT PAYMENT:								
TOTALS:	**DEBT PAYMENT**	***$ -***	***$ -***	***$ -***	***$ -***	***$ -***	***$ -***	***$ -***
PUBLIC SERVICES - ADMIN DEPARTMENT TOTAL:		**$ 246,319**	**$ 261,600**	**$ 261,600**	**$ 175,134**	**$ 252,527**	**$ 290,400**	**$ 290,400**

GENERAL FUND - PUBLIC SERVICES - ADMINISTRATION
10-20-5550

.020 SALARIES, WAGES & BENEFITS		**$ 263,800**
1-Director of Public Services		
1-Operations Manager		
1-Senior Administration Assistant		
.110 TELEPHONE		**$ 6,000**
Landlines	3,000	
Charter - Cable and internet	1,300	
Cell phone and Ipad	1,200	
Cell phone stipends	500	
.140 PROFESSIONAL DEVELOPMENT		**$ 1,500**
Training for Director and Senior Admin. Asst.	1,500	
.160 M & R EQUIPMENT		**$ 2,800**
Copier lease and maintenance	1,800	
Shop equipment, compressors, etc.	500	
Computer maintenance	500	
.170 M & R TRUCKS		**$ 2,500**
Maintenance and repairs of (2) trucks	2,500	
.310 DIESEL AND UNLEADED FUEL		**$ 2,300**
Gas and diesel for vehicles	2,300	
.330 DEPARTMENT SUPPLIES		**$ 11,000**
Tools, welding and shop supplies	4,000	
Office supplies and equipment	2,950	
Cleaning supplies	1,500	
Uniforms & misc	1,000	
Toiletries, hand cleaner, etc.	700	
Oxygen	450	
Safety and first aid supplies	400	
.380 URBAN FORESTRY		**$ 500**
TOTAL		**$ 290,400**

PUBLIC SERVICES - STREETS DIVISION

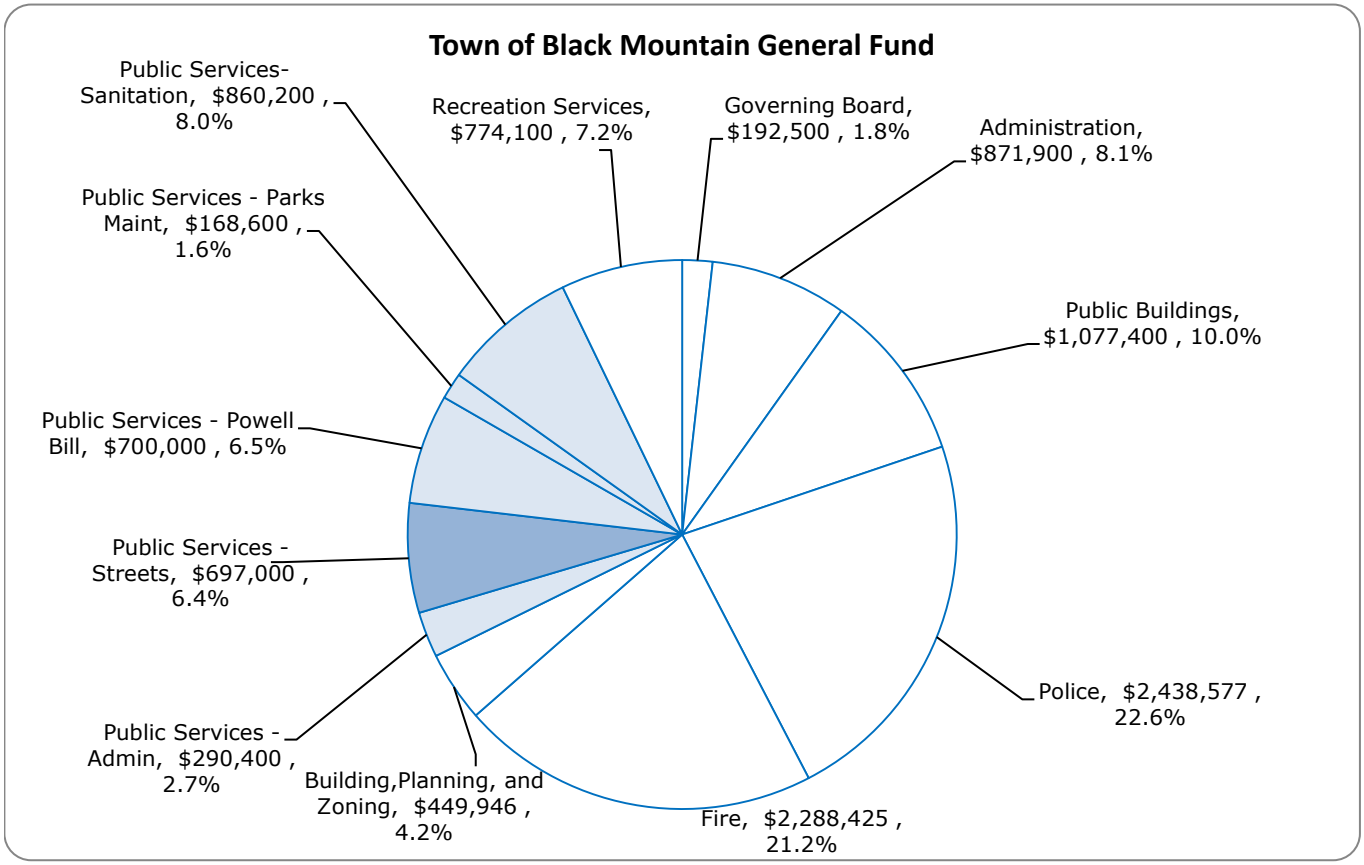

The Streets Division is one of the two major divisions of the Public Services Department.

PUBLIC SERVICES - STREETS DIVISION

EXPENDITURES SUMMARY

	FY19-20 Actual	FY20-21 Original Budget	FY20-21 Amended Budget	FY20-21 Estimated Expenditures	FY21-22 Recommended Budget	% Change From FY20-21 Amended
Personnel	$ 375,528	$ 375,528	$ 375,528	$ 344,499	$ 390,400	3.96%
Operating Costs	219,400	219,400	219,400	216,900	253,100	15.36%
Capital	20,000	20,000	20,000	20,000	53,500	167.50%
Debt Payment	-	-	-	-	-	N/A
Total	**$ 614,928**	**$ 614,928**	**$ 614,928**	**$ 581,399**	**$ 697,000**	**13.35%**

2021-2022 Budget
Public Services - Streets

ACCOUNT NUMBER	DESCRIPTION	ACTUAL FY19-20	ORIGINAL BUDGET FY20-21	AMENDED BUDGET FY20-21	ACTUAL 3-31-2021	PROJECTED TO 6-30-21	DEPT REQUEST FY21-22	MANAGER RECOMMENDED FY21-22
PERSONNEL SERVICES:								
10-20-5600-020	SALARIES & WAGES	225,631	243,193	243,193	128,068	226,355	250,800	250,800
10-20-5600-021	SALARIES- PART-TIME, TEMP	12,738	13,300	13,300	8,547	12,421	13,000	13,000
10-20-5600-050	FICA EXPENSE	17,682	19,774	19,774	9,858	17,605	19,200	19,200
10-20-5600-060	GROUP INSURANCE	34,962	49,616	49,616	21,132	41,418	49,100	49,100
10-20-5600-070	RETIREMENT LGERS	31,746	37,430	37,430	21,550	35,359	45,700	45,700
10-20-5600-080	RETIREMENT 401K	10,885	12,215	12,215	6,080	11,341	12,600	12,600
TOTALS:	***PERSONNEL SERVICES***	***$ 333,644***	***$ 375,528***	***$ 375,528***	***$ 195,235***	***$ 344,499***	***$ 390,400***	***$ 390,400***
OPERATING EXPENSES:								
10-20-5600-040	PROFESSIONAL SERVICES	-	3,000	3,000	-	3,000	3,000	3,000
10-20-5600-110	TELEPHONE	309	900	900	197	600	400	400
10-20-5600-130	UTILITIES	102,383	99,000	99,000	72,595	98,400	117,000	117,000
10-20-5600-140	PROF DEVELOPMENT	2,193	2,000	2,000	217	1,500	2,500	2,500
10-20-5600-160	M & R EQUIPMENT	12,581	10,000	10,000	6,161	10,000	12,500	12,500
10-20-5600-170	M & R TRUCKS	8,665	10,000	10,000	8,673	10,000	10,000	10,000
10-20-5600-310	DIESEL AND UNLEADED FUEL	3,993	4,600	4,600	2,234	4,200	4,200	4,200
10-20-5600-311	BIODIESEL	5,734	7,000	7,000	1,397	7,000	8,000	8,000
10-20-5600-321	BUS SERVICE	24,000	20,000	20,000	12,000	24,000	24,000	24,000
10-20-5600-330	DEPARTMENT SUPPLIES	28,583	28,000	28,000	16,844	24,000	29,000	29,000
10-20-5600-360	UNIFORMS	3,681	4,200	4,200	2,888	4,200	8,800	8,800
10-20-5600-450	CONTRACT SERVICES	32,758	30,700	30,700	18,683	30,000	33,700	33,700
TOTALS:	***OPERATING EXPENSES***	***$ 224,880***	***$ 219,400***	***$ 219,400***	***$ 141,889***	***$ 216,900***	***$ 253,100***	***$ 253,100***
CAPITAL OUTLAY:								
10-20-5600-730	CAPITAL OUTLAY	133,020	20,000	20,000	4,250	20,000	53,500	53,500
TOTALS:	***CAPITAL OUTLAY***	***$ 133,020***	***$ 20,000***	***$ 20,000***	***$ 4,250***	***$ 20,000***	***$ 53,500***	***$ 53,500***
DEBT PAYMENT:								
TOTALS:	***DEBT PAYMENT***	***$ -***	***$ -***	***$ -***	***$ -***	***$ -***	***$ -***	***$ -***
STREET DEPARTMENT TOTAL:		**$ 691,544**	**$ 614,928**	**$ 614,928**	**$ 341,374**	**$ 581,399**	**$ 697,000**	**$ 697,000**

GENERAL FUND - PUBLIC SERVICES - STREETS
10-20-5600

.020 SALARIES, WAGES & BENEFITS		**$**	**377,400**
1-Crew Leader			
3-Tech I			
3-Tech II			
.021 SALARIES - PART-TIME, TEMP		**$**	**13,000**
19 hours per week	13,000		
.040 PROFESSIONAL SERVICES		**$**	**3,000**
Traffic engineering surveying, etc.	3,000		
.110 TELEPHONE		**$**	**400**
Cell phones	400		
.130 UTILITIES		**$**	**117,000**
Street lighting	117,000		
.140 PROFESSIONAL DEVELOPMENT		**$**	**2,500**
Training and certification renewals	2,500		
.160 M & R EQUIPMENT		**$**	**12,500**
Equipment maintenance for small power tools, lawn mowers, chipper, chain saws, weedeaters, blowers, generators, pipe saw, etc.	12,500		
.170 M & R TRUCKS		**$**	**10,000**
Maintenance and repairs (4) trucks and (2) dump trucks	10,000		
.310 DIESEL AND UNLEADED FUEL		**$**	**4,200**
Gas and diesel for vehicles	4,200		
.311 BIODIESEL		**$**	**8,000**
Biodiesel	8,000		
.321 BUS SERVICE		**$**	**24,000**
.330 DEPARTMENT SUPPLIES		**$**	**29,000**
Materials - road bond, wash stone, concrete, sand screenings, tack, straw, hay, fertilizer, geomatting, parking lot paint	10,000		
New equipment, chain saws, weedeaters, shovels, rakes, etc.	4,000		
Maintenance equipment supplies - oil, filters, fluids, etc	3,900		
Leaf bags	3,200		
Pesticides, insecticides, other chemicals	2,900		
Street name signs/posts	1,500		
Cutting wheels, chainsaw blades, weedeater string	1,500		
General hardware - nuts, bolts, lightbulbs, batteries	1,500		
Planters for downtown	500		
.360 UNIFORMS		**$**	**8,800**
Uniform allowance	7,000		
Raingear	1,300		
Safety gear - vests, hearing, vision, gloves, etc.	500		

GENERAL FUND - PUBLIC SERVICES - STREETS
10-20-5600

.450 CONTRACT SERVICES		**$**	**33,700**
Mowing - cemetery	8,500		
Street sweeping	7,200		
Debris dumping	5,000		
Tree removal	10,000		
Misc.	3,000		
.730 CAPITAL OUTLAY		**$**	**53,500**
Vehicle Lift	8,500		
New Vehicle Ford F-150	45,000		
TOTAL		**$**	**697,000**

PUBLIC SERVICES - POWELL BILL DIVISION

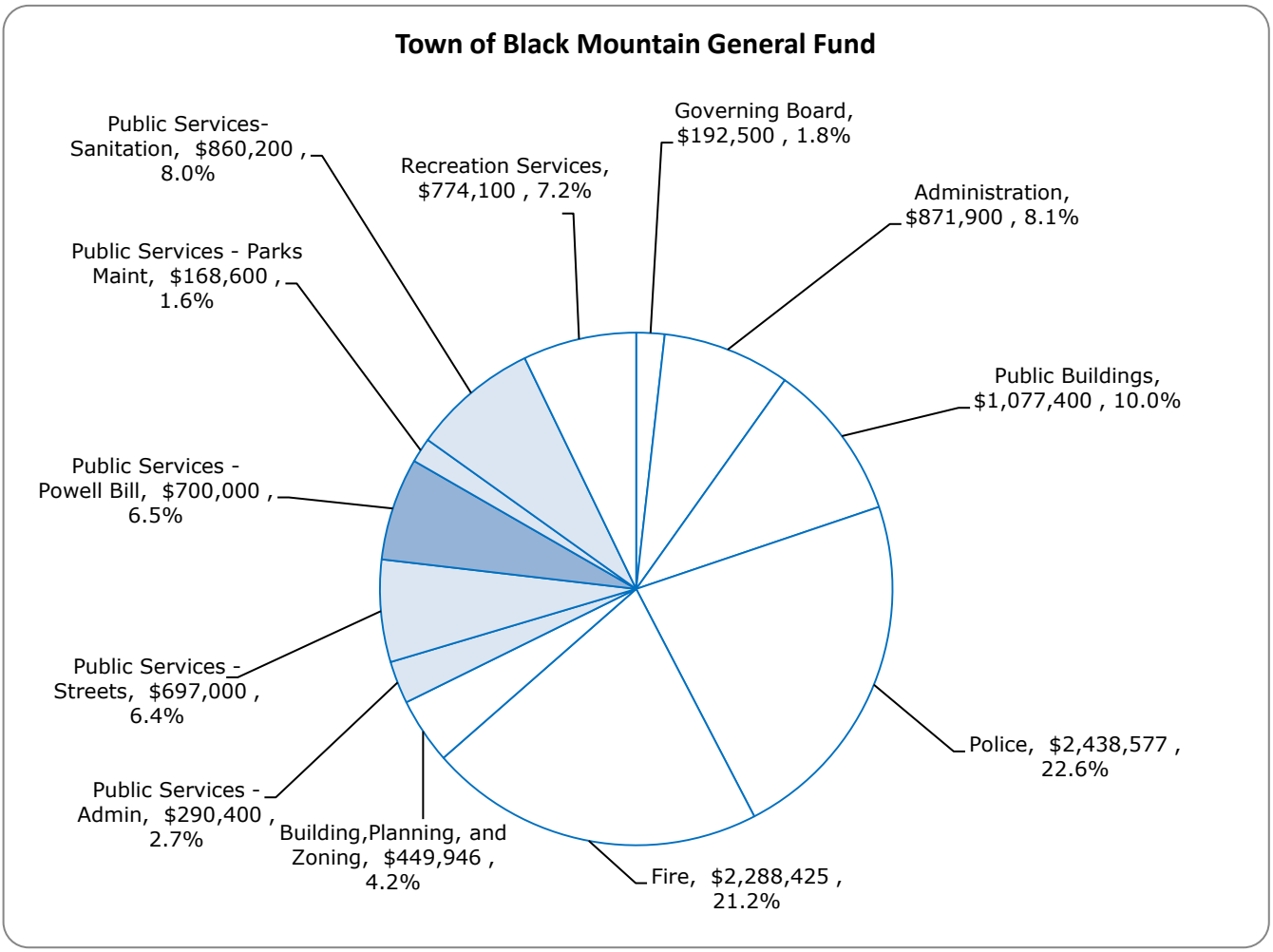

Powell Bill – These grant revenues are generated from the State's gasoline tax and a percentage of this tax is returned to the municipality through a formula based on population and street mileage. Powell Bill funds can only be used for street maintenance, construction, traffic signs, sidewalks, curbs, gutters, drainage and other related needs. This budget unit is managed as a function of the Streets Division of the Public Services Department.

PUBLIC SERVICES - POWELL BILL DIVISION

EXPENDITURES SUMMARY

	FY19-20 Actual	FY20-21 Original Budget	FY20-21 Amended Budget	FY20-21 Estimated Expenditures	FY21-22 Recommended Budget	% Change From FY20-21 Amended
Personnel	$ -	$ -	$ -	$ -	$ -	N/A
Operating Costs	81,000	76,000	81,000	76,000	81,000	6.58%
Capital	174,800	120,000	174,800	75,000	619,000	415.83%
Debt Payment	-	-	-	-	-	N/A
Total	**$ 255,800**	**$ 196,000**	**$ 255,800**	**$ 151,000**	**$ 700,000**	**257.14%**

2021-2022 Budget
Public Services - Powell Bill

ACCOUNT NUMBER	DESCRIPTION	ACTUAL FY19-20	ORIGINAL BUDGET FY20-21	AMENDED BUDGET FY20-21	ACTUAL 3-31-2021	PROJECTED TO 6-30-21	DEPT REQUEST FY21-22	MANAGER RECOMMENDED FY21-22
PERSONNEL SERVICES:								
10-20-5700-020	SALARIES & WAGES	-	-	-	-	-	-	-
TOTALS:	***PERSONNEL SERVICES***	***$ -***	***$ -***	***$ -***	***$ -***	***$ -***	***$ -***	***$ -***
OPERATING EXPENSES:								
10-20-5700-040	PROF SERVICES	46,000	35,000	40,000	13,095	35,000	40,000	40,000
10-20-5700-330	DEPARTMENT SUPPLIES	26,228	41,000	41,000	33,017	41,000	41,000	41,000
TOTALS:	***OPERATING EXPENSES***	***$ 72,228***	***$ 76,000***	***$ 81,000***	***$ 46,112***	***$ 76,000***	***$ 81,000***	***$ 81,000***
CAPITAL OUTLAY:								
10-20-5700-730	CAPITAL OUTLAY	11,077	120,000	174,800	73,760	75,000	619,000	619,000
TOTALS:	***CAPITAL OUTLAY***	***$ 11,077***	***$ 120,000***	***$ 174,800***	***$ 73,760***	***$ 75,000***	***$ 619,000***	***$ 619,000***
DEBT PAYMENT:								
TOTALS:	***DEBT PAYMENT***	***$ -***	***$ -***	***$ -***	***$ -***	***$ -***	***$ -***	***$ -***
POWELL BILL DEPARTMENT TOTAL:		**$ 83,305**	**$ 196,000**	**$ 255,800**	**$ 119,872**	**$ 151,000**	**$ 700,000**	**$ 700,000**

GENERAL FUND - PUBLIC SERVICES - POWELL BILL
10-20-5700

.020 SALARIES & WAGES		**$ -**
.040 PROFESSIONAL SERVICES		**$ 40,000**
Engineering	37,500	
Bridge inspections	2,500	
.330 DEPARTMENT SUPPLIES		**$ 41,000**
Rolling stock - Powell Bill	14,000	
Ice and snow removal	8,000	
Asphalt, gravel, grading road repairs	6,000	
Traffic sign and posts	5,000	
Maintenance supplies	5,000	
Equipment supplies	3,000	
.730 CAPITAL OUTLAY		**$ 619,000**
Street Paving	500,000	
Hwy 9 Sidewalk	100,000	
Sidewalk repair and replacement	19,000	
TOTAL		**$ 700,000**

PUBLIC SERVICES-PARKS MAINTENANCE

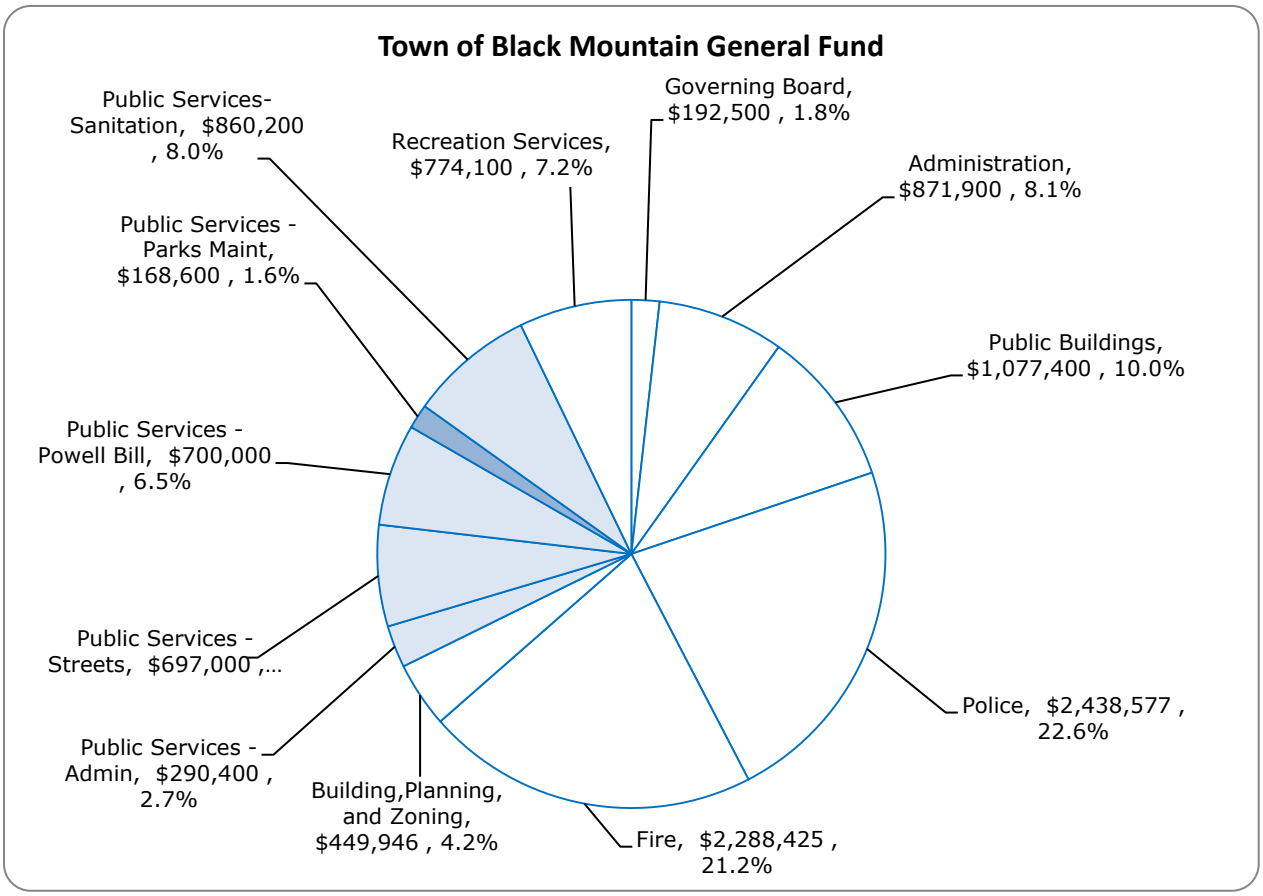

Parks Maintenance - Maintaining all parks and recreation facilities within the Town.

PUBLIC SERVICES - PARKS MAINTENANCE DIVISION

EXPENDITURES SUMMARY

	FY19-20 Actual	FY20-21 Original Budget	FY20-21 Amended Budget	FY20-21 Estimated Expenditures	FY21-22 Recommended Budget	% Change From FY20-21 Amended
Personnel	$ -	$ -	$ -	$ -	$ -	N/A
Operating Costs	133,700	133,700	133,700	117,250	146,600	9.65%
Capital	-	-	-	-	22,000	N/A
Debt Payment	-	-	-	-	-	N/A
Total	**$ 133,700**	**$ 133,700**	**$ 133,700**	**$ 117,250**	**$ 168,600**	**26.10%**

2021-2022 Budget
Public Services - Parks Maintenance

ACCOUNT NUMBER	DESCRIPTION	ACTUAL FY19-20	ORIGINAL BUDGET FY20-21	AMENDED BUDGET FY20-21	ACTUAL 3-31-2021	PROJECTED TO 6-30-21	DEPT REQUEST FY21-22	MANAGER RECOMMENDED FY21-22
PERSONNEL SERVICES:								
TOTALS:	***PERSONNEL SERVICES***	***$ -***	***$ -***	***$ -***	***$ -***	***$ -***	***$ -***	***$ -***
OPERATING EXPENSES:								
10-20-5650-110	TELEPHONE	175	200	200	107	200	200	200
10-20-5650-130	UTILITIES REC PARK	7,781	6,700	6,700	3,423	6,000	9,300	9,300
10-20-5650-131	UTILITIES CARVER	10,326	13,000	13,000	6,993	11,000	13,000	13,000
10-20-5650-132	UTILITIES GREY EAGLE	5,467	5,600	5,600	2,705	4,500	5,600	5,600
10-20-5650-133	UTILITIES LAKEVIEW	6,661	6,800	6,800	3,120	5,500	6,800	6,800
10-20-5650-134	UTILITIES LAKE TOMAHAWK	10,511	11,500	11,500	6,661	12,000	11,500	11,500
10-20-5650-135	UTILITIES POOL	10,942	12,400	12,400	7,717	12,000	12,400	12,400
10-20-5650-137	UTILITIES TOWN SQUARE	7,085	6,800	6,800	2,324	5,000	8,500	8,500
10-20-5650-140	PROF DEVELOPMENT	-	1,000	1,000	-	500	1,000	1,000
10-20-5650-150	M & R LAKE TOMAHAWK	7,969	12,500	12,500	3,198	10,000	10,500	10,500
10-20-5650-151	M & R REC PARK	2,543	11,300	11,300	6,175	12,000	12,000	12,000
10-20-5650-152	M & R CRAGMONT PARK	-	4,200	4,200	-	2,500	2,500	2,500
10-20-5650-153	M & R RIVERWALK PARK	3,178	2,000	2,000	-	2,500	2,000	2,000
10-20-5650-154	M & R CLEVENGER	350	4,000	4,000	1,335	2,000	4,500	4,500
10-20-5650-155	M & R SKATEPARK	-	500	500	-	500	-	-
10-20-5650-156	M & R CARVER	13,647	5,000	5,000	3,720	8,000	8,000	8,000
10-20-5650-157	M & R GREY EAGLE	4,931	3,000	3,000	1,128	2,400	3,000	3,000
10-20-5650-158	M & R LAKEVIEW	784	2,700	2,700	4,766	8,700	10,700	10,700
10-20-5650-159	M & R POOL	342	4,500	4,500	480	2,000	4,500	4,500
10-20-5650-160	M & R EQUIPMENT	2,518	2,500	2,500	256	750	3,000	3,000
10.20.5650.161	M & R GREENWAYS	763	3,500	3,500	760	2,000	3,500	3,500
10.20.5650.162	M & R TOWN SQUARE	3,277	5,000	5,000	441	2,000	5,000	5,000
10-20-5650-170	M & R TRUCKS	235	2,000	2,000	133	1,000	2,000	2,000
10-20-5650-310	DIESEL AND UNLEADED FUEL	1,725	2,000	2,000	573	1,200	2,100	2,100
10-20-5650-330	DEPARTMENTAL SUPPLIES	3,289	5,000	5,000	1,123	3,000	5,000	5,000
TOTALS:	***OPERATING EXPENSES***	***$ 104,499***	***$ 133,700***	***$ 133,700***	***$ 57,138***	***$ 117,250***	***$ 146,600***	***$ 146,600***
CAPITAL OUTLAY:								
10-20-5650-730	CAPITAL OUTLAY	-	-	-	-	-	22,000	22,000
TOTALS:	***CAPITAL OUTLAY***	***$ -***	***$ -***	***$ -***	***$ -***	***$ -***	***$ 22,000***	***$ 22,000***
DEBT PAYMENT:		-	-	-	-	-	-	-
TOTALS:	***DEBT PAYMENT***	***$ -***	***$ -***	***$ -***	***$ -***	***$ -***	***$ -***	***$ -***
PUBLIC SERVICES PARK MAINT TOTAL:		***$ 104,499***	***$ 133,700***	***$ 133,700***	***$ 57,138***	***$ 117,250***	***$ 168,600***	***$ 168,600***

.110 TELEPHONE		**$ 200**
Landlines	200	
.130 UTILITIES REC PARK AND RIVERWALK PARK		**$ 9,300**
Electricity	7,100	
Sewer	1,000	
.131 UTILITIES CARVER		**$ 13,000**
Electricity	7,500	
Natural Gas	2,200	
Sewer	1,500	
.132 UTILITIES GREY EAGLE		**$ 5,600**
Electricity	5,000	
Natural gas	1,700	
.133 UTILITIES LAKEVIEW		**$ 6,800**
Electricity	4,000	
Natural gas	2,000	
Sewer	1,600	
.134 UTILITIES LAKE TOMAHAWK		**$ 11,500**
Electricity	11,000	
.135 UTILITIES POOL		**$ 12,400**
Electricity	10,000	
Sewer	1,500	
.137 UTILITIES TOWN SQUARE		**$ 8,500**
Sewer	5,500	
Electricity	3,000	
.140 PROFESSIONAL DEVELOPMENT		**$ 1,000**
Misc. training, CPR, first aid, pool operator, etc.	1,000	
.150 M & R LAKE TOMAHAWK		**$ 10,500**
Lake Tomahawk trails upkeep and maintenance	4,500	
Pavilion upkeep and maintenance	3,000	
Playground upkeep and maintenance	1,000	
Tennis courts upkeep and maintenance	2,000	
.151 M & R REC PARK		**$ 12,000**
Rec Park upkeep and maintenance (lights, fields, etc.)	9,000	
Restroom maintenance	1,500	
Restroom service	800	
Pest Control	700	
.152 M & R CRAGMONT PARK		**$ 2,500**
Cragmont Park upkeep and maintenance	1,000	
Tennis court upkeep and maintenance	800	
Restroom rental	700	
.153 M & R RIVERWALK PARK		**$ 2,000**
Riverwalk Park upkeep and maintenance	2,000	

GENERAL FUND - PUBLIC SERVICES - PARKS MAINTENANCE
10-20-5650

.154 M & R CLEVENGER		**$ 4,500**
Community Garden area upkeep and maintenance	2,500	
Road maintenance and upkeep	1,000	
Disc golf course upkeep and maintenance	500	
Pest Control	500	
.156 M & R CARVER		**$ 8,000**
Misc upkeep and maintenance	5,000	
Floor Maintenance	2,100	
Alarm system	600	
Pest Control	300	
.157 M & R GREY EAGLE		**$ 3,000**
Misc upkeep and maintenance	2,700	
Pest control	300	
.158 M & R LAKEVIEW		**$ 10,700**
Floor Maintenance	2,900	
Misc upkeep and maintenance	4,500	
HVAC	2,000	
Restroom services	800	
Pest Control	300	
Filter Service	200	
.159 M & R POOL		**$ 4,500**
Misc upkeep and maintenance	4,200	
Pest Control	300	
.160 M & R EQUIPMENT		**$ 3,000**
Equipment maintenance for mowers, weedeaters, and leaf blowers	3,000	
.161 M & R GREENWAYS		**$ 3,500**
Flat Creek Trail	500	
Garden Trail	500	
I-40 pedestrian underpass	500	
Lake Tomahawk Trail	500	
Oaks Trail	500	
Riverwalk Park Trail	500	
Village Way	500	
.162 M & R TOWN SQUARE		**$ 5,000**
Grounds - fountains, fixtures, and fence, etc	2,000	
Bathrooms	1,500	
Misc upkeep and maintenance	1,500	
.170 M & R TRUCKS		**$ 2,000**
General maintenance (2) trucks	2,000	
.310 DIESEL AND UNLEADED FUEL		**$ 2,100**
Gas, oil, antifreeze (2) trucks	2,100	
.330 DEPARTMENT SUPPLIES		**$ 5,000**
Misc parks supplies	3,000	
Ballfield supplies	2,000	
Maintenance of Grey Eagle Monument	-	
.730 CAPITAL OUTLAY		**$ 22,000**
Lake Tomahawk Fountain Pump	10,000	
New Mower	12,000	
TOTAL		**$ 168,600**

PUBLIC SERVICES - SANITATION DIVISION

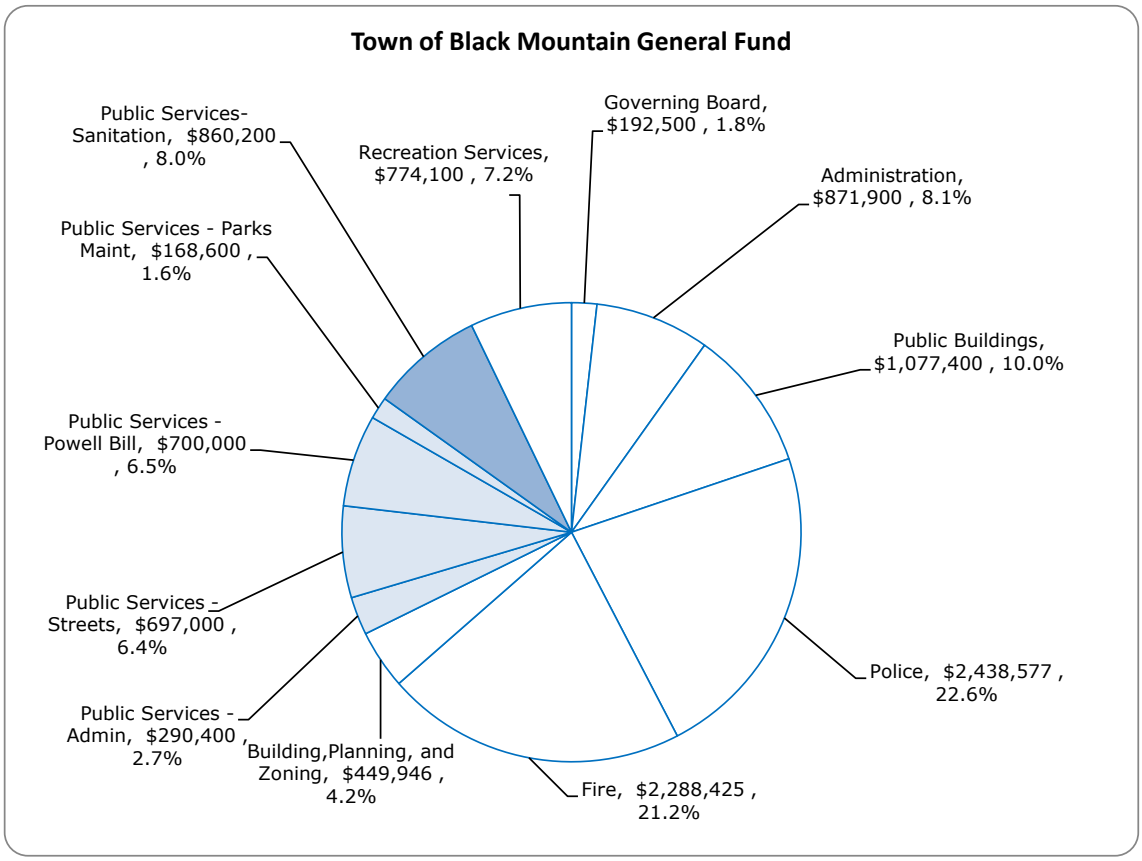

The recycling, refuse, and solid waste pickup at residential curbside within Black Mountain is provided by the Town. The purpose of this service is to assist in the maintenance of a clean and healthy community environment through the efficient and environmentally sensitive collection and removal of residential solid waste within the Town of Black Mountain.

PUBLIC SERVICES - SANITATION DIVISION

EXPENDITURES SUMMARY

	FY19-20 Actual	FY20-21 Original Budget	FY20-21 Amended Budget	FY20-21 Estimated Expenditures	FY21-22 Recommended Budget	% Change From FY20-21 Amended
Personnel	$ -	$ -	$ -	$ 201,643	$ 379,600	N/A
Operating Costs	796,200	796,200	796,200	414,593	323,100	-59.42%
Capital	-	-	-	-	25,000	N/A
Debt					132,500	
Total	**$ 796,200**	**$ 796,200**	**$ 796,200**	**$ 616,236**	**$ 860,200**	**8.04%**

2021-2022 Budget
Public Services - Sanitation

ACCOUNT NUMBER	DESCRIPTION	ACTUAL FY19-20	ORIGINAL BUDGET FY20-21	AMENDED BUDGET FY20-21	ACTUAL 3-31-2021	PROJECTED TO 6-30-21	DEPT REQUEST FY21-22	MANAGER RECOMMENDED FY21-22
PERSONNEL SERVICES:								
10-30-5800-020	SALARIES & WAGES	-	-	-	80,903	126,000	264,100	264,100
10-30-5800-023	CONTRACT LABOR	-	-	-	-	12,000	-	-
10-30-5800-050	FICA EXPENSE	-	-	-	6,006	9,639	19,900	19,900
10-30-5800-060	GROUP INSURANCE	-	-	-	17,381	26,688	35,100	35,100
10-30-5800-070	RETIREMENT EXPENSE	-		-	13,655	21,013	47,400	47,400
10-30-5800-080	RETIREMENT 401K	-	-	-	4,045	6,303	13,100	13,100
TOTALS:	***PERSONNEL SERVICES***	***$ -***	***$ -***	***$ -***	***$ 121,990***	***$ 201,643***	***$ 379,600***	***$ 379,600***
OPERATING EXPENSES:								
10-30-5800-110	TELEPHONE				1,046	1,883	3,800	3,800
10-30-5800-100	POSTAGE						2,500	2,500
10-30-5800-140	PROF DEVELOPMENT	145	1,300	1,300	-	2,500	3,000	3,000
10-30-5800-170	M & R TRUCKS	-	-	-	3,296	12,000	56,250	56,250
10-30-5800-190	PUBLIC EDUCATION	-	1,500	1,500	-	1,000	1,500	1,500
10-30-5800-310	DIESEL AND UNLEADED FUEL	-	-	-	7,903	10,000	30,000	30,000
10-30-5800-360	UNIFORMS	-	-	-	-	-	9,500	9,500
10-30-5800-330	DEPARTMENT SUPPLIES	1,508	1,000	1,000	14,069	19,750	19,750	19,750
10-30-5800-450	CONTRACT-SANITATION	655,851	660,400	660,400	184,460	184,460	21,800	21,800
10-30-5800-452	ASST LEAF PICK-UP	-	-	-	-	-	-	-
10-30-5800-530	LANDFILL CHARGES	98,053	132,000	132,000	97,549	168,000	160,000	160,000
10-30-5800-540	INSURANCE	-	-	-	-	15,000	15,000	15,000
TOTALS:	***OPERATING EXPENSES***	***$ 755,557***	***$ 796,200***	***$ 796,200***	***$ 308,323***	***$ 414,593***	***$ 323,100***	***$ 323,100***
10-30-5800-730	CAPITAL OUTLAY	-	-	-	-	-	25,000	25,000
TOTALS:	***CAPITAL OUTLAY***	***$ -***	***$ -***	***$ -***	***$ -***	***$ -***	***$ 25,000***	***$ 25,000***
DEBT PAYMENT:								
10-30-5800-904	DEBT PRINCIPAL TRUCKS	-	-	-	-	-	118,000	118,000
10-30-5800-905	DEBT INTEREST TRUCKS	-	-	-	-	-	14,500	14,500
TOTALS:	***DEBT PAYMENT***	***$ -***	***$ -***	***$ -***	***$ -***	***$ -***	***$ 132,500***	***$ 132,500***
SANITATION DEPARTMENT TOTAL:		**$ 755,557**	**$ 796,200**	**$ 796,200**	**$ 430,313**	**$ 616,236**	**$ 860,200**	**$ 860,200**

GENERAL FUND - PUBLIC SERVICES - SANITATION
10-30-5800

.020 SALARIES, WAGES & BENEFITS		**$ 379,600**
(5) Sanitation	379,600	
.100 POSTAGE		**$ 2,500**
.110 TELEPHONE		**$ 3,800**
Cell Phone	3,800	
.140 PROFESSIONAL DEVELOPMENT		**$ 3,000**
Training for Sanitation staff	3,000	
.170 M & R TRUCKS		**56,250**
Maintenance on two trash trucks and two other trucks	56,250	
.190 PUBLIC EDUCATION		**$ 1,500**
Trash/recycling brochures, calendars, and envelope printing	1,000	
Misc	500	
.310 DIESEL AND UNLEADED FUEL		**$ 30,000**
Gas and diesel for vehicles	30,000	
.330 DEPARTMENT SUPPLIES		**$ 19,750**
Misc	18,750	
Rercycling bins and garbage bags	1,000	
.360 UNIFORMS		**$ 9,500**
Uniform Allowance (7)	7,700	
Raingear, Saftey Gear, Boots, Etc.	1,400	
Safety gear - vests, hearing, vision, gloves, etc.	400	
.450 CONTRACT SERVICES-SANITATION		**$ 21,800**
Dumpsters pickup for town facilities	19,300	
Misc	1,000	
Records disposal	1,000	
Sourwood	500	
.452 ASSISTED LEAF PICK-UP		**$ -**
Assisted leaf pickup program	-	
.530 LANDFILL CHARGES		**$ 160,000**
Disposal - Buncombe County, Curbie, Riverside	160,000	
.540 INSURANCE		**$ 15,000**
Workers comp insurance	12,000	
General liab insurance	3,000	
.730 CAPITAL OUTLAY		**$ 25,000**
Downtown Trash Cans	25,000	
.900 DEBT PAYMENT		**$ 132,500**
Sanitation Trucks	132,500	
TOTAL		**$ 860,200**

RECREATION SERVICES

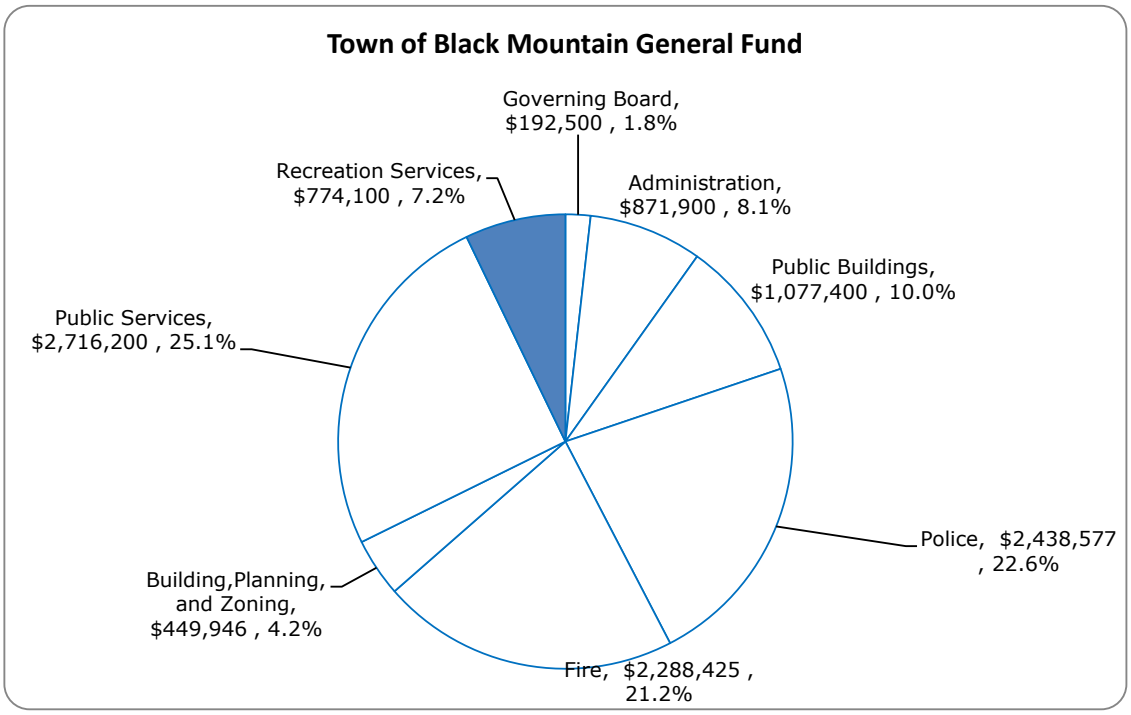

The Black Mountain community places a strong emphasis on the provision of quality recreation and parks services. The beautiful natural environment of the surrounding mountains provide the perfect backdrop for year-round recreational opportunities. In an effort to carry out their mission and to provide for the enhancement of mountain living, the Black Mountain Recreation and Parks Department provides a variety of recreation and leisure activities, special events, facilities and parks that contribute to health, fitness, relaxation, enjoyment and community fellowship for the citizens of the Town of Black Mountain, neighboring communities and visitors to our town. Recreational pursuits are important to our community's quality of life.

RECREATION SERVICES

EXPENDITURES SUMMARY

	FY19-20 Actual	FY20-21 Original Budget	FY20-21 Amended Budget	FY20-21 Estimated Expenditures	FY21-22 Recommended Budget	% Change From FY20-21 Original
Personnel	$ 316,500	$ 316,500	$ 316,500	$ 288,799	$ 312,600	-1.23%
Operating Costs	116,800	116,800	116,800	61,300	99,000	-15.24%
Capital	10,000	93,100	10,000	10,000	140,000	50.38%
Debt Payment	-	-	-	-	-	N/A
Total	**$ 443,300**	**$ 526,400**	**$ 443,300**	**$ 360,099**	**$ 551,600**	**4.79%**

2021-2022 Budget
Recreation Revenues
Charges, Fees, and Grants

ACCOUNT NUMBER	DESCRIPTION	ACTUAL FY19-20	ORIGINAL BUDGET FY20-21	AMENDED BUDGET FY20-21	ACTUAL 3-31-2021	PROJECTED TO 6-30-21	DEPT REQUEST FY21-22	MANAGER RECOMMENDED FY21-22
10-80-3705-700	SR. CTR. DEVELOPMENT GRANT	16,385	15,000	25,000	14,326	13,000	20,000	20,000
10-80-3440-400	POOL REVENUE	48,932	53,000	53,000	-	23,000	50,000	50,000
10-80-3445-400	POOL CONCESSIONS	14,947	15,000	15,000	-	9,000	15,000	15,000
10-80-3446-400	POOL RENTALS	5,072	5,000	5,000	-	1,000	5,000	5,000
10-80-3455-400	LAKEVIEW UPSTAIRS RENTALS	24,973	22,000	22,000	-	10,000	25,000	25,000
10-80-3456-400	LAKEVIEW DOWNSTAIRS RENTALS	3,805	3,000	3,000	-	3,500	3,500	3,500
10-80-3457-400	PAVILION & GAZEBO RENTALS	3,480	2,000	2,000	1,335	1,800	3,500	3,500
10-80-3461-400	ADULT SPORTS	4,724	8,000	8,000	-	3,200	4,500	4,500
10-80-3462-400	YOUTH SPORTS	40,302	42,000	42,000	6,266	27,000	35,000	35,000
10-80-3465-400	RECR SENIOR CITIZEN ACTIVITY	2,074	6,000	6,000	-	500	3,000	3,000
10-80-3475-400	CARVER CENTER RENTALS	46,037	45,000	45,000	31,640	35,000	60,000	60,000
10-80-3480-400	CARVER CENTER ACTIVITIES	40	2,500	2,500	-	-	1,000	1,000
10-80-3481-400	SPECIAL EVENTS	8,464	10,500	10,500	792	7,000	8,000	8,000
10-80-3482-400	GARDEN ACTIVITIES	2,050	2,500	2,500	2,365	1,500	2,000	2,000
10-80-3490-400	REC PARK REVENUE	760	750	750	-	2,000	1,000	1,000
10-80-3492-400	BOUNCE HOUSE RENTAL	7,849	7,500	7,500	-	5,500	-	-
10-80-3495-400	GREY EAGLE ARENA RENTALS	11,624	6,000	6,000	-	5,200	8,000	6,000
10-80-3600-400	SPONSORSHIP - SPECIAL EVENTS	2,050	2,000	2,000	1,200	2,000	2,000	2,000
10-80-3601-400	SPONSORSHIP - FIREWORKS	12,576	8,100	8,100	-	3,000	7,000	7,000
10-80-3602-400	SPONSORSHIP - YOUTH SPORTS	1,040	2,000	2,000	-	1,000	1,000	1,000
10-80-3603-400	SPONSORSHIP - OTHER	25	2,000	2,000	2,173	500	1,000	1,000
	Total	**257,209**	**259,850**	**269,850**	**60,097**	**154,700**	**255,500**	**253,500**

2021-2022 Budget
Recreation Administration

ACCOUNT NUMBER	DESCRIPTION	ACTUAL FY19-20	ORIGINAL BUDGET FY20-21	AMENDED BUDGET FY20-21	ACTUAL 3-31-2021	PROJECTED TO 6-30-21	DEPT REQUEST FY21-22	MANAGER RECOMMENDED FY21-22
PERSONNEL SERVICES:								
10-80-6190-020	SALARIES & WAGES	152,253	169,300	169,300	110,657	168,384	178,500	178,500
10-80-6190-021	SALARIES- PART-TIME, TEMP	53,593	51,000	51,000	11,439	35,000	50,800	50,800
10-80-6190-023	CONTRACT LABOR	4,766	15,000	15,000	2,725	6,000	-	-
10-80-6190-050	FICA EXPENSE	15,309	18,200	18,200	9,249	15,065	13,700	13,700
10-80-6190-060	GROUP INSURANCE	20,584	28,500	28,500	17,995	29,988	28,100	28,100
10-80-6190-070	RETIREMENT LGERS	21,346	26,000	26,000	18,665	25,895	32,500	32,500
10-80-6190-080	RETIREMENT 401K	7,504	8,500	8,500	5,508	8,467	9,000	9,000
TOTALS:	***PERSONNEL SERVICES***	***$ 275,355***	***$ 316,500***	***$ 316,500***	***$ 176,238***	***$ 288,799***	***$ 312,600***	***$ 312,600***
OPERATING EXPENSES:								
10-80-6190-110	TELEPHONE	4,497	4,400	4,400	3,116	4,000	4,600	4,600
10-80-6190-140	PROF DEVELOPMENT	7,133	6,500	6,500	1,694	3,500	7,000	7,000
10-80-6190-156	M & R 304 BLACK MTN AVE	1,878	3,500	3,500	-	-	-	-
10-80-6190-160	M & R EQUIPMENT	1,816	2,100	2,100	1,800	1,800	1,800	1,800
10-80-6190-170	M & R TRUCKS	875	2,500	2,500	1,233	2,000	2,500	2,500
10-80-6190-260	ADVERTISING	4,761	8,000	8,000	1,146	5,500	8,000	8,000
10-80-6190-310	DIESEL AND UNLEADED FUEL	500	1,500	1,500	146	500	1,500	1,500
10-80-6190-320	REC PROGRAMS	19,574	20,900	20,900	3,310	9,000	13,800	13,800
10-80-6190-321	HEALTH INITIATIVE	-	3,200	3,200	658	2,000	3,500	3,500
10-80-6190-323	REVENUE SUPPORTED PRGMS	26,555	38,000	38,000	6,926	10,000	30,500	30,500
10-80-6190-330	DEPARTMENT SUPPLIES	15,592	15,000	15,000	11,262	15,000	15,500	15,500
10-80-6190-450	CONTRACT SERVICES	8,302	8,400	8,400	2,998	6,000	7,500	7,500
10-80-6190-530	DUES & SUBSCRIPTIONS	1,849	2,800	2,800	1,021	2,000	2,800	2,800
TOTALS:	***OPERATING EXPENSES***	***$ 93,332***	***$ 116,800***	***$ 116,800***	***$ 35,310***	***$ 61,300***	***$ 99,000***	***$ 99,000***
CAPITAL OUTLAY:								
10-80-6190-730	CAPITAL OUTLAY	34,832	93,100	10,000	9,507	10,000	140,000	140,000
TOTALS:	***CAPITAL OUTLAY***	***$ 34,832***	***$ 93,100***	***$ 10,000***	***$ 9,507***	***$ 10,000***	***$ 140,000***	***$ 140,000***
DEBT PAYMENT:								
TOTALS:	***DEBT PAYMENT***	***$ -***	***$ -***	***$ -***	***$ -***	***$ -***	***$ -***	***$ -***
RECREATION ADMINISTRATION TOTAL:		**$ 403,519**	**$ 526,400**	**$ 443,300**	**$ 221,055**	**$ 360,099**	**$ 551,600**	**$ 551,600**

GENERAL FUND - RECREATION SERVICES - ADMINISTRATION
10-80-6190

.020 SALARIES, WAGES & BENEFITS		**$**	**261,800**
1-Director of Recreation			
1-Senior Admin Assistant			
2 - Recreation Activity Coordinator			
.021 SALARIES - PART-TIME, TEMP		**$**	**50,800**
1-Garden Supervisor			
1-School Garden Coordinator - vacant			
1-Park Attendant			
Umpires and Referees			
Camp Counselors			
Youth Garden Coordinator - vacant			
.040 PROFESSIONAL SERVICES		**$**	**-**
	-		
.110 TELEPHONE		**$**	**4,600**
Landlines	2,400		
Charter - Cable and internet	1,300		
Cell phone and Ipad	600		
Cell phone stipends	300		
.140 PROFESSIONAL DEVELOPMENT		**$**	**7,000**
Conferences	3,500		
Travel expenses	2,000		
Certifications	1,500		
.160 M & R EQUIPMENT		**$**	**1,800**
Copier lease and maintenance	1,800		
	-		
.170 M & R TRUCKS		**$**	**2,500**
Maintenance (3 vehicles)	2,500		
.260 ADVERTISING		**$**	**8,000**
Newspapers, internet	4,000		
Brochures	2,400		
Community advertising	1,600		
.310 DIESEL AND UNLEADED FUEL		**$**	**1,500**
Gas and diesel for vehicles	1,500		
.320 RECREATION PROGRAMS		**$**	**13,800**
Park Rhythms (1/2)	5,000		
Halloween	1,800		
Circle of Lights	1,800		
Misc	1,300		
Outdoor Programs	1,200		
Fishing tournament	1,000		
Pollinator Garden - NEW	1,000		
Pickleball - NEW	700		
Fireworks	-		
July 4th	-		

GENERAL FUND - RECREATION SERVICES - ADMINISTRATION
10-80-6190

.321 HEALTH INITIATIVE		**$**	**3,500**
Summer intern	1,800		
Nutrition, tobacco cessation, & PE program exp	1,700		
.323 REVENUE SUPPORTED PROGRAMS		**$**	**30,500**
Youth Indoor Soccer	7,500		
Youth basketball	5,700		
Valentine 5k race	4,500		
Community Garden	3,000		
Summer camp	2,800		
Smart Start Soccer	2,500		
Adult basketball	1,500		
Tennis	1,000		
Smart Start Basketball	1,000		
Youth Disc Golf League	1,000		
.330 DEPT SUPPLIES - RECREATION		**$**	**15,500**
Office supplies	4,500		
Cleaning supplies and trash bags	3,500		
Dog bags	2,000		
Misc	2,000		
Goose dog supplies	1,500		
Medical & staff supplies	1,000		
Tools/maintenance equipment	1,000		
.450 CONTRACT SERVICE - RECREATION		**$**	**7,500**
Portable restrooms @ Community Garden, Cragmont	2,400		
Rec Desk	2,400		
Misc	2,000		
Constant Contact	700		
.530 DUES SUBSCRIPTIONS - RECREATION		**$**	**2,800**
Misc memberships and dues	1,200		
Special event licenses - BMI and ASCAP	700		
Publications	500		
NC ABC Commission Annual Permit	400		
.730 CAPITAL OUTLAY		**$**	**140,000**
Tennis courts	60,000		
PARTF	40,000		
Vehicle repl - 1998 van	30,000		
Benches for the Lake	10,000		
TOTAL		**$**	**551,600**

2020-2021 Budget
Recreation Grey Eagle

ACCOUNT NUMBER	DESCRIPTION	ACTUAL FY19-20	ORIGINAL BUDGET FY20-21	AMENDED BUDGET FY20-21	ACTUAL 3-31-2021	PROJECTED TO 6-30-21	DEPT REQUEST FY21-22	MANAGER RECOMMENDED FY21-22
PERSONNEL SERVICES:								
10-81-6190-021	SALARIES- PART-TIME, TEMP	-	-	-	-	-	-	-
10-81-6190-050	FICA EXPENSE	-	-	-	-	-	-	-
TOTALS:	***PERSONNEL SERVICES***	***$ -***	***$ -***	***$ -***	***$ -***	***$ -***	***$ -***	***$ -***
OPERATING EXPENSES:								
10-81-6190-110	TELEPHONE	-	-	-	-	-	-	-
10-81-6190-323	REVENUE SUPPORTED PRGMS	-	-	-	-	-	-	-
10-81-6190-330	DEPARTMENT SUPPLIES	-	-	-	-	-	-	-
TOTALS:	***OPERATING EXPENSES***	***$ -***	***$ -***	***$ -***	***$ -***	***$ -***	***$ -***	***$ -***
CAPITAL OUTLAY:								
10-81-6190-730	CAPITAL OUTLAY	-	-	-	-	-		-
TOTALS:	***CAPITAL OUTLAY***	***$ -***	***$ -***	***$ -***	***$ -***	***$ -***	***$ -***	***$ -***
DEBT PAYMENT:								
TOTALS:	***DEBT PAYMENT***	***$ -***	***$ -***	***$ -***	***$ -***	***$ -***	***$ -***	***$ -***
GREY EAGLE TOTAL:		**$ -**	**$ -**	**$ -**	**$ -**	**$ -**	**$ -**	**$ -**

2021-2022 Budget
Recreation Lakeview

ACCOUNT NUMBER	DESCRIPTION	ACTUAL FY19-20	ORIGINAL BUDGET FY20-21	AMENDED BUDGET FY20-21	ACTUAL 3-31-2021	PROJECTED TO 6-30-21	DEPT REQUEST FY21-22	MANAGER RECOMMENDED FY21-22
PERSONNEL SERVICES:								
10-82-6190-020	SALARIES & WAGES	43,131	46,600	46,600	30,700	46,670	49,600	49,600
10-82-6190-021	SALARIES- PART-TIME, TEMP	26,048	36,600	36,600	4,732	20,000	20,100	20,100
10-82-6190-050	FICA EXPENSE	5,248	6,400	6,400	2,698	6,240	5,400	5,400
10-82-6190-060	GROUP INSURANCE	5,260	7,100	7,100	4,490	6,720	7,100	7,100
10-82-6190-070	RETIREMENT LGERS	6,073	7,200	7,200	5,178	7,280	9,100	9,100
10-82-6190-080	RETIREMENT 401K	2,132	2,400	2,400	1,527	2,470	2,500	2,500
TOTALS:	***PERSONNEL SERVICES***	***$ 87,892***	***$ 106,300***	***$ 106,300***	***$ 49,325***	***$ 89,380***	***$ 93,800***	***$ 93,800***
OPERATING EXPENSES:								
10-82-6190-110	TELEPHONE	1,475	1,200	1,200	913	1,500	1,700	1,700
10-82-6190-140	PROF DEVELOPMENT	-	1,400	1,400	-	1,000	1,400	1,400
10-82-6190-158	M & R LAKEVIEW	3,501	4,000	4,000	-	1,000	-	-
10-82-6190-160	M & R EQUIPMENT	-	1,500	1,500	298	1,000	1,500	1,500
10-82-6190-320	LAKEVIEW CTR PROGRAMS	1,668	2,500	2,500	524	2,500	2,500	2,500
10-82-6190-321	REVENUE SUPPORTED PRGMS	267	5,500	5,500	-	2,000	5,500	5,500
10-82-6190-330	DEPARTMENT SUPPLIES	2,634	3,500	3,500	240	2,500	3,800	3,800
10-82-6190-450	CONTRACT SERVICES	4,195	6,900	6,900	2,116	4,500	8,000	8,000
10-82-6190-530	DUES & SUBSCRIPTIONS	694	800	800	366	800	800	800
TOTALS:	***OPERATING EXPENSES***	***$ 14,434***	***$ 27,300***	***$ 27,300***	***$ 4,457***	***$ 16,800***	***$ 25,200***	***$ 25,200***
CAPITAL OUTLAY:								
10-82-6190-730	CAPITAL OUTLAY	38,602	-				-	-
TOTALS:	***CAPITAL OUTLAY***	***$ 38,602***	***$ -***	***$ -***	***$ -***	***$ -***	***$ -***	***$ -***
DEBT PAYMENT:								
TOTALS:	***DEBT PAYMENT***	***$ -***	***$ -***	***$ -***	***$ -***	***$ -***	***$ -***	***$ -***
LAKEVIEW TOTAL:		**$ 140,928**	**$ 133,600**	**$ 133,600**	**$ 53,782**	**$ 106,180**	**$ 119,000**	**$ 119,000**

GENERAL FUND - RECREATION SERVICES - LAKEVIEW
10-82-6190

.020 SALARIES, WAGES & BENEFITS		**$ 73,700**
1-Recreation Program Supervisor		
.021 SALARIES - PART-TIME, TEMP		**$ 20,100**
1-Nutrition Site Coordinator		
1-Grant Position		
1-Senior Aerobic Instructor		
1-Contract Janitorial		
.110 TELEPHONE		**$ 1,700**
Charter - Cable and internet	1,400	
Landlines	300	
.140 PROFESSIONAL DEVELOPMENT		**$ 1,400**
.160 M & R EQUIPMENT		**$ 1,500**
Misc	1,500	
.320 RECREATION PROGRAMS		**$ 2,500**
Lunch and Learns	1,000	
Nutrition site programs	800	
Senior games	700	
.321 REVENUE SUPPORTED PROGRAMS		**$ 5,500**
Annual spring bus trip	3,500	
Van Clan trips	2,000	
.330 DEPT SUPPLIES		**$ 3,800**
Office and computer supplies	2,100	
Cleaning supplies	1,000	
Staff supplies	700	
.450 CONTRACT SERVICES		**$ 8,000**
Senior meal delivery service	6,000	
Cleaning for Lakeview rentals	2,000	
Restroom sanitation service	-	
.530 DUES SUBSCRIPTIONS-LAKEVIEW		**$ 800**
Memberships	600	
Publications	200	
.730 CAPITAL OUTLAY		**$ -**
	-	
TOTAL		**$ 119,000**

2021-2022 Budget
Recreation Pool

ACCOUNT NUMBER	DESCRIPTION	ACTUAL FY19-20	ORIGINAL BUDGET FY20-21	AMENDED BUDGET FY20-21	ACTUAL 3-31-2021	PROJECTED TO 6-30-21	DEPT REQUEST FY21-22	MANAGER RECOMMENDED FY21-22
PERSONNEL SERVICES:								
10-84-6190-021	SALARIES- PART-TIME, TEMP	46,156	55,700	55,700	-	27,900	55,900	55,900
10-84-6190-050	FICA EXPENSE	3,531	4,300	4,300	-	2,200	4,300	4,300
TOTALS:	***PERSONNEL SERVICES***	***$ 49,687***	***$ 60,000***	***$ 60,000***	***$ -***	***$ 30,100***	***$ 60,200***	***$ 60,200***
OPERATING EXPENSES:								
10-84-6190-110	TELEPHONE	550	300	300	401	700	800	800
10-84-6190-140	PROF DEVELOPMENT	-	1,000	1,000	-	500	1,500	1,500
10-84-6190-160	M & R EQUIPMENT	5,854	7,000	7,000	-	1,500	4,000	4,000
10-84-6190-323	REVENUE SUPPORTED PROGRAMS	4,507	4,600	4,600	-	2,000	5,600	5,600
10-84-6190-326	CONCESSIONS	1,736	12,000	12,000	-	5,000	12,000	12,000
10-84-6190-330	DEPARTMENT SUPPLIES	10,529	17,600	17,600	2,446	12,500	18,900	18,900
10-84-6190-340	BANKING FEES	233	400	400	-	450	500	500
TOTALS:	***OPERATING EXPENSES***	***$ 23,409***	***$ 42,900***	***$ 42,900***	***$ 2,847***	***$ 22,650***	***$ 43,300***	***$ 43,300***
CAPITAL OUTLAY:								
10-84-6190-740	CAPITAL OUTLAY	-	-	-			-	-
TOTALS:	***CAPITAL OUTLAY***	***$ -***	***$ -***	***$ -***	***$ -***	***$ -***	***$ -***	***$ -***
DEBT PAYMENT:								
TOTALS:	***DEBT PAYMENT***	***$ -***	***$ -***	***$ -***	***$ -***	***$ -***	***$ -***	***$ -***
POOL TOTALS:		**$ 73,096**	**$ 102,900**	**$ 102,900**	**$ 2,847**	**$ 52,750**	**$ 103,500**	**$ 103,500**

GENERAL FUND - RECREATION SERVICES - POOL
10-84-6190

.021 SALARIES - PART-TIME, TEMP		**$ 60,200**
1-Seasonal Pool Manager (40 hrs. per week for 9.5 weeks)		
Seasonal Assistant Pool Managers (40 hrs. per week for 4.5 weeks)		
Seasonal Lifeguards 260 hrs. each per week for 7 weeks)		
Seasonal cashier/Consession Stand (40 hrs. per week for 7 weeks)		
Lifeguards hours for pool rentals (75 hours)		
Lifeguard hours for swim lessons (75 Hours)		
Total hours 2810		
.110 TELEPHONE		**$ 800**
Charter - Cable and internet	500	
Landlines	300	
.140 PROFESSIONAL DEVELOPMENT		**$ 1,500**
Pool Staff	1,500	
.160 M & R EQUIPMENT		**$ 4,000**
Misc	4,000	
.323 REVENUE SUPPORTED PROGRAMS		**$ 5,600**
Swimming league supplies	3,500	
Aqua exercise classes	1,800	
Swim lessons supplies	300	
.326 CONCESSIONS		**$ 12,000**
.330 DEPARTMENT SUPPLIES		**$ 18,900**
Chemicals for pool	14,300	
Misc supplies	4,000	
Printers for cash registers	400	
Permit fee	200	
.340 BANK SERVICE CHARGE		**$ 500**
Banking fees	500	
.730 CAPITAL OUTLAY		**$ -**
TOTAL		**$ 103,500**

WATER FUND BUDGET SUMMARY

EXPENDITURES SUMMARY by CATEGORY

	FY19-20 Actual	FY20-21 Original Budget	FY20-21 Amended Budget	FY20-21 Estimated Expenditures	FY21-22 Recommended Budget	% Change From FY19-20 Original
Personnel	$ 475,020	$ 475,020	$ -	$ 426,481	$ 565,200.00	18.98%
Operating Costs	698,268	656,690	656,690	745,168	$ 1,036,700.00	57.87%
Capital	322,000	322,000	-	315,000	$ 416,000.00	29.19%
Debt Payment	235,412	235,412	-	235,412	$ 198,100.00	-15.85%
Total	**$ 1,730,700**	**$ 1,689,122**	**$ 656,690**	**$ 1,722,061**	**$ 2,216,000**	**31.19%**

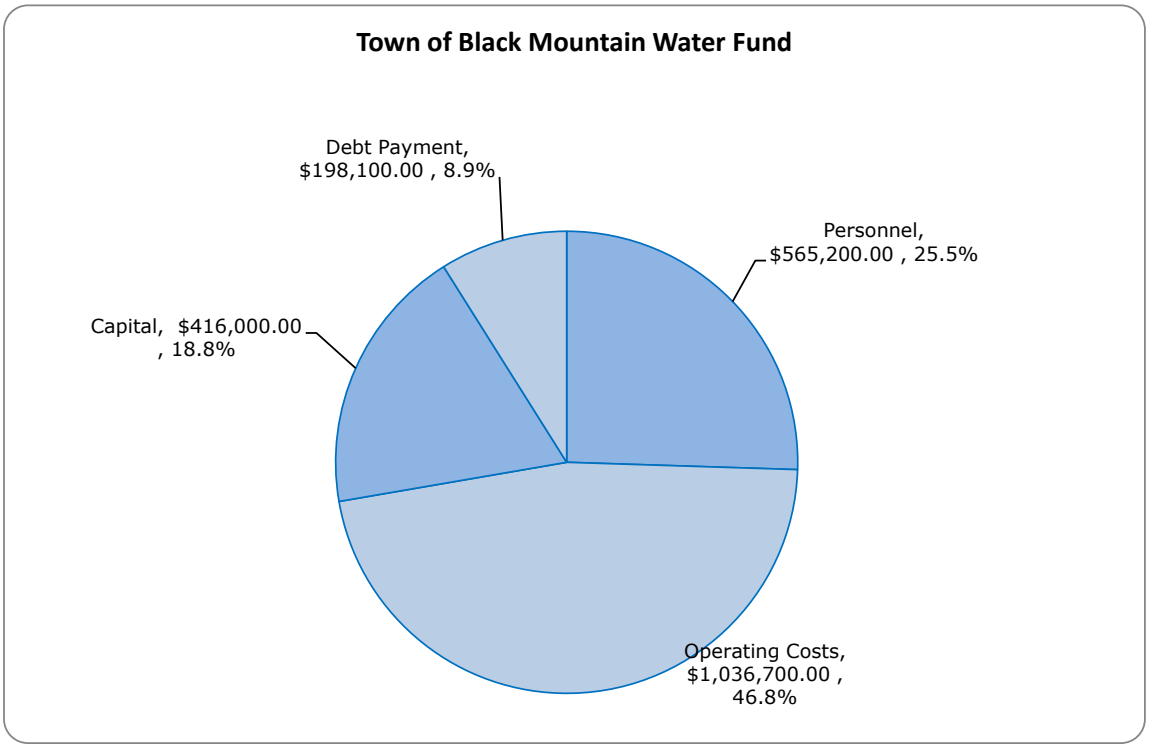

2021-2022 Budget
Water Fund Revenue

ACCOUNT NUMBER	DESCRIPTION	ACCUAL BUDGET FY19-20	ORIGINAL BUDGET FY20-21	AMENDED BUDGET FY20-21	ACTUAL 3-31-21	PROJECTED TO 6-30-21	DEPT REQUEST FY21-22	MANAGER RECOMMENDED FY21-22
30-91-3400-400	MSD BILLING FEES REVENUE	82,657	84,000	84,000	64,488	85,000	100,500	100,500
30-91-3500-500	WATER SALES	1,122,150	1,160,000	1,160,000	904,337	1,220,000	1,518,000	1,518,000
30-91-3505-500	WATER TAPS	49,806	50,000	50,000	44,200	55,000	75,000	75,000
30-91-3515-500	SERVICE CHARGE REVENUE	27,325	30,000	30,000	23,670	30,000	30,000	30,000
30-91-3520-500	IMPACT FEE	30,100	-	-	-	-	-	-
30-91-3525-500	SYSTEM DEVELOPMENT FEE	-	48,000	48,000	210,549	240,000	250,000	250,000
30-91-3710-700	SPECIAL BOND REVENUE	110,865	112,000	112,000	85,367	112,000	122,000	122,000
30-91-3805-800	INTEREST ON INVESTMENTS	34,010	40,000	40,000	18,336	30,000	1,000	1,000
30-91-3810-800	MISC REVENUE	1,870	2,000	2,000	1,168	2,000	2,000	2,000
30-91-3815-800	LATE FEES	27,753	30,000	30,000	23,157	25,000	33,000	33,000
30-91-3820-800	SALE OF EQUIPMENT	-	-	-	10,902	11,000	-	-
30-91-3905-900	FUND BALANCE APPROPRIATED	-	133,122	174,700	-	-	84,500	84,500
30-91-3940-900	TRANSF FROM WATER CAP RES	-	-	-	-	-	-	-
	Grand Total	**$ 1,486,536**	**$ 1,689,122**	**$ 1,730,700**	**$ 1,386,174**	**$ 1,810,000**	**$ 2,216,000**	**$ 2,216,000**

WATER - OPERATIONS DIVISION

EXPENDITURES SUMMARY

	FY19-20 Actual	FY20-21 Original Budget	FY20-21 Amended Budget	FY20-21 Estimated Expenditures	FY21-22 Recommended Budget	% Change From FY19-20 Original
Personnel	$ 365,020	$ 365,020	$ 365,020	$ 317,784	$ 444,900	21.88%
Operating Costs	652,168	610,590	610,590	699,468	982,100	60.84%
Capital	322,000	322,000	322,000	315,000	411,000	27.64%
Debt Payment	235,412	235,412	235,412	235,412	198,100	-15.85%
Total	**$ 1,574,600**	**$ 1,533,022**	**$ 1,533,022**	**$ 1,567,664**	**$ 2,036,100**	**32.82%**

2021-2022 Budget
Water Operations

ACCOUNT NUMBER	DESCRIPTION	ACCUAL BUDGET FY19-20	ORIGINAL BUDGET FY20-21	AMENDED BUDGET FY20-21	ACTUAL 3-31-21	PROJECTED TO 6-30-21	DEPT REQUEST FY21-22	MANAGER RECOMMENDED FY21-22
PERSONNEL SERVICES:								
30-91-8100-020	SALARIES & WAGES	197,819	246,210	246,210	157,775	224,358	313,600	313,600
30-91-8100-023	CONTRACT LABOR	880	-	-	-		-	-
30-91-8100-050	FICA EXPENSE	15,762	18,920	18,920	11,273	15,600	20,400	20,400
30-91-8100-060	GROUP INSURANCE	32,467	49,632	49,632	28,408	34,221	49,100	49,100
30-91-8100-070	RETIREMENT LGERS	29,625	37,892	37,892	24,298	32,964	48,400	48,400
30-91-8100-071	PENSION ADJUSTMENTS	(27,183)	-	-	-	-	-	-
30-91-8100-080	RETIREMENT 401K	10,344	12,366	12,366	7,844	10,641	13,400	13,400
TOTALS:	***PERSONNEL SERVICES***	***$ 259,714***	***$ 365,020***	***$ 365,020***	***$ 229,598***	***$ 317,784***	***$ 444,900***	***$ 444,900***
OPERATING EXPENSES:								
30-91-8100-040	PROFESSIONAL SERVICES	43,355	23,000	23,000	23,446	30,000	25,000	25,000
30-91-8100-090	COOP-WATER PURCHASES	136,361	160,000	160,000	108,107	220,000	285,000	285,000
30-91-8100-110	TELEPHONE	1,528	2,600	2,600	1,093	1,800	2,100	2,100
30-91-8100-115	WATER SAMPLES	4,671	6,000	6,000	4,356	6,000	6,000	6,000
30-91-8100-130	UTILITIES	92,931	88,000	88,000	69,101	92,000	103,700	103,700
30-91-8100-140	PROFESSIONAL DEVELOP	2,289	2,500	2,500	2,229	2,500	2,500	2,500
30-91-8100-150	M & R WELLS	36,753	37,000	37,000	32,778	40,000	51,500	51,500
30-91-8100-160	M & R EQUIPMENT	4,771	5,000	5,000	925	3,000	5,000	5,000
30-91-8100-170	M & R TRUCKS	5,891	10,000	10,000	5,333	8,500	10,000	10,000
30-91-8100-310	DIESEL AND UNLEADED FUEL	4,800	5,000	5,000	3,249	5,000	5,000	5,000
30-91-8100-311	BIODIESEL	6,328	7,000	7,000	3,917	7,000	8,000	8,000
30-91-8100-330	DEPARTMENT SUPPLIES	82,234	80,000	80,000	50,804	75,000	100,000	100,000
30-91-8100-331	CONTINGENCY	-	15,000	15,000	-	-	15,000	15,000
30-91-8100-360	UNIFORMS	2,583	4,700	4,700	2,440	4,000	8,800	8,800
30-91-8100-390	PENSION EXPENSE	-	-	-	-	-	-	-
30-91-8100-450	CONTRACT SERVICES	41,557	37,700	37,700	31,094	35,000	100,500	100,500
30-91-8100-530	DUES & SUBSCRIPTIONS	-	-	-	780	1,000	1,000	1,000
30.91-8100-560	DEPRECIATION EXPENSE	282,666	-	-	-	-	-	-
30-91-8100-542	TRANS TO WATER CAP RES	125,000	-	-	-	-	-	-
30-91-8100-543	TRANS TO WATER CAP PROJEC	-	-	41,578	41,578	41,578	125,000	125,000
30-91-8100-570	ADMIN COSTS TO GENL FUND	127,090	127,090	127,090	95,318	127,090	128,000	128,000
TOTALS:	***OPERATING EXPENSES***	***$ 1,000,808***	***$ 610,590***	***$ 652,168***	***$ 476,548***	***$ 699,468***	***$ 982,100***	***$ 982,100***
CAPITAL OUTLAY:								
30-91-8100-730	CAPITAL OUTLAY	289,031	322,000	322,000	233,941	315,000	411,000	411,000
TOTALS:	***CAPITAL OUTLAY***	***$ 289,031***	***$ 322,000***	***$ 322,000***	***$ 233,941***	***$ 315,000***	***$ 411,000***	***$ 411,000***
DEBT PAYMENT:								
30-91-8100-903	DEBT INT SEWER LINE EXT	14,060	12,979	12,979	6,489	12,979	10,900	10,900
30-91-8100-904	DEBT PRIN SEWER LINE EXT	48,718	48,717	48,717	-	48,717	48,800	48,800
30-91-8100-905	DEBT INT WATER LINE	16,623	14,727	14,727	-	14,727	10,800	10,800
30-91-8100-906	DEBT PRIN WATER LINE	73,235	75,132	75,132	-	75,132	79,100	79,100
30-91-8100-907	DEBT-TOMAHAWK STORM	9,427	9,427	9,427	-	9,427	9,500	9,500
30-91-8100-911	DEBT PRINCIPAL - BM AVE LAND	50,000	50,000	50,000	50,000	50,000	31,900	31,900
30-91-8100-912	DEBT INTEREST - BM AVE LAND	26,175	24,430	24,430	24,430	24,430	7,100	7,100
TOTALS:	***DEBT PAYMENT***	***$ 238,238***	***$ 235,412***	***$ 235,412***	***$ 80,919***	***$ 235,412***	***$ 198,100***	***$ 198,100***
OPERATIONS TOTAL:		**$ 1,787,791**	**$ 1,533,022**	**$ 1,574,600**	**$ 1,021,006**	**$ 1,567,664**	**$ 2,036,100**	**$ 2,036,100**

WATER FUND - OPERATIONS
30-91-8100

.020 SALARIES, WAGES & BENEFITS		**$ 444,900**
1-Director of Water Quality		
1-Crew Leader		
1-Water Resource Technician		
1-Meter Reader		
2-Technician #1		
1-Technician #2		
2-Requested Tech 1		
.040 PROFESSIONAL SERVICES		**$ 25,000**
Misc	15,000	
SCADA annual maint fee	10,000	
.090 COOP WATER PURCHASE		**$ 285,000**
Purchase water from Asheville	285,000	
.110 TELEPHONE		**$ 2,100**
Cell phone and Ipad	2,100	
.115 WATER SAMPLES		**$ 6,000**
Monthly bacterial samples	6,000	
Misc	-	
.130 UTILITIES		**$ 103,700**
Electricity wells and pumps	102,000	
Propane	1,000	
Natural Gas	700	
.140 PROFESSIONAL DEVELOPMENT		**$ 2,500**
Waterworks school	1,500	
Certification renewals	1,000	
.150 M & R WELLS		**$ 51,500**
Chemicals	20,000	
Pump replacements	11,000	
Update Control Panel BM Estates	10,500	
Repairs	4,500	
Service Generators	3,500	
Safety supplies in wellhouses	1,000	
Misc	1,000	
.160 M & R EQUIPMENT		**$ 5,000**
Maintenance costs for equipment	5,000	
.170 M & R TRUCKS		**$ 10,000**
Maintenance for trucks (6 pickups and 2 dump trucks)	10,000	
.310 DIESEL AND UNLEADED FUEL		**$ 5,000**
Gas and diesel for vehicles	5,000	
.311 BIODIESEL		**$ 8,000**
Biodiesel	8,000	

WATER FUND - OPERATIONS
30-91-8100

.330 DEPARTMENT SUPPLIES		**$ 100,000**
Supplies and stock	80,000	
Hydrant maintenance supplies	5,000	
Meters	4,000	
Leak repairs	3,500	
Permits/mapping	2,500	
Misc.	1,500	
Office supplies	1,500	
Safety supplies	1,000	
Forms	500	
Repair tool rentals	500	
.331 CONTINGENCY		**$ 15,000**
.360 UNIFORMS		**$ 8,800**
Uniform allowance	7,000	
Raingear	1,300	
Safety gear - vests, hearing, vision, gloves, etc.	500	
.450 CONTRACT SERVICES		**$ 100,500**
Water Quality Contract	66,000	
Water System Study	30,000	
Propane Tank Lease	3,000	
NC 811	1,000	
Sprinker system monitoring	500	
.530 DUES & SUBSCRIPTIONS		**$ 1,000**
Misc.		
.543 INTER-FUND TRANSFER TO WATER CAPITAL PROJECT		**$ 125,000**
AMR	125,000	
.570 INTER-FUND TRANSFER TO GENERAL		**$ 128,000**
Shared expenses with general fund		
.730 CAPITAL OUTLAY		**$ 411,000**
Asheville water line transfer	250,000	
Stock for pump stations	26,000	
Shoring Box	10,000	
General water line replacement	100,000	
Misc.	25,000	
.903 DEBT INTEREST SEWER LINE EXTENSION		**$ 10,900**
.904 DEBT PRINCIPAL SEWER LINE EXTENSION		**$ 48,800**
.905 DEBT INTEREST WATER LINE REPLACEMENT		**$ 10,800**
.906 DEBT PRINCIPAL WATER LINE REPLACEMENT		**$ 79,100**
.907 DEBT PRINCIPAL TOMAHAWK STORMWATER		**$ 9,500**
.911 DEBT PRINCIPAL BM AVENUE		**$ 31,900**
.912 DEBT INTEREST BM AVENUE		**$ 7,100**
TOTAL		**$ 2,036,100**

WATER - CUSTOMER SERVICE DIVISION

EXPENDITURES SUMMARY

	FY19-20 Actual	FY20-21 Original Budget	FY20-21 Amended Budget	FY20-21 Estimated Expenditures	FY21-22 Recommended Budget	% Change From FY19-20 Original
Personnel	$ 110,000	$ 110,000	$ 110,000	$ 108,697	$ 120,300	9.36%
Operating Costs	46,100	46,100	46,100	45,700	54,600	18.44%
Capital	-	-	-	-	5,000	
Total	**$ 156,100**	**$ 156,100**	**$ 156,100**	**$ 154,397**	**$ 174,900**	**12.04%**

2021-2022 Budget
Water - Customer Service Division

ACCOUNT NUMBER	DESCRIPTION	ACCUAL BUDGET FY19-20	ORIGINAL BUDGET FY20-21	AMENDED BUDGET FY20-21	ACTUAL 3-31-21	PROJECTED TO 6-30-21	DEPT REQUEST FY21-22	MANAGER RECOMMENDED FY21-22
PERSONNEL SERVICES:								
30-91-7200-020	SALARIES & WAGES	65,573	74,700	74,700	53,932	74,177	81,100	81,100
30-91-7200-021	SALARIES- PART-TIME, TEMP	2,064	-	-	-	-	-	-
30-91-7200-050	FICA EXPENSE	4,809	5,800	5,800	3,924	5,720	6,200	6,200
30-91-7200-060	GROUP INSURANCE	9,681	14,200	14,200	9,769	13,200	14,100	14,100
30-91-7200-070	RETIREMENT LGERS	8,898	11,500	11,500	8,310	11,700	14,800	14,800
30-91-7200-071	PENSION ADJUSTMENTS	(8,165)	-	-	-	-	-	-
30-91-7200-080	RETIREMENT 401K	3,061	3,800	3,800	2,655	3,900	4,100	4,100
TOTALS:	***PERSONNEL SERVICES***	***$ 85,921***	***$ 110,000***	***$ 110,000***	***$ 78,590***	***$ 108,697***	***$ 120,300***	***$ 120,300***
OPERATING EXPENSES:								
30-91-7200-100	POSTAGE	14,119	17,400	17,400	11,792	16,800	18,600	18,600
30-91-7200-110	TELEPHONE	1,032	1,100	1,100	798	1,100	2,100	2,100
30-91-7200-140	PROF DEVELOPMENT	1,797	1,000	1,000	12	500	1,000	1,000
30-91-7200-160	M & R EQUIPMENT	14,560	15,200	15,200	13,693	14,800	16,800	16,800
30-91-7200-330	DEPARTMENT SUPPLIES	8,337	7,600	7,600	5,217	7,000	9,400	9,400
30-91-7200-340	BANKING FEES	3,065	2,800	2,800	4,050	5,000	5,700	5,700
30-91-7200-450	CONTRACT SERVICES	767	1,000	1,000	34	500	1,000	1,000
TOTALS:	***OPERATING EXPENSES***	***$ 43,677***	***$ 46,100***	***$ 46,100***	***$ 35,596***	***$ 45,700***	***$ 54,600***	***$ 54,600***
30-91-7200-730	CAPITAL OUTLAY	-	-	-	-	-	5,000	5,000
TOTALS:	***CAPITAL OUTLAY***	***$ -***	***$ -***	***$ -***	***$ -***	***$ -***	***$ 5,000***	***$ 5,000***
DEBT PAYMENT:								
TOTALS:	***DEBT PAYMENT***	***$ -***	***$ -***	***$ -***	***$ -***	***$ -***	***$ -***	***$ -***
CUSTOMER SERVICE TOTAL:		**$ 129,598**	**$ 156,100**	**$ 156,100**	**$ 114,186**	**$ 154,397**	**$ 179,900**	**$ 179,900**

WATER FUND - CUSTOMER SERVICE DIVISION
30-91-7200

.020 SALARIES, WAGES & BENEFITS		**$ 120,300**
1 - Senior Customer Service Rep.		
1 - Customer Service Rep		
.100 POSTAGE		**$ 18,600**
Postage - water bills	18,000	
Correspondence/postage meter	350	
Annual permit fee	250	
.110 TELEPHONE		**$ 2,100**
Landlines	1,300	
Cable	800	
.140 PROFESSIONAL DEVELOPMENT		**$ 1,000**
Misc training	1,000	
.160 M & R EQUIPMENT		**$ 16,800**
1/2 of annual software contract	10,600	
1/2 cost of annual Code Red	3,200	
Copier lease and maintenance	1,800	
Misc	800	
SDI licensing	400	
.330 DEPARTMENT SUPPLIES		**$ 9,400**
Water billing fees	7,200	
Office supplies and furnishings	1,500	
Social Security verification monthly fees	700	
.340 BANKING FEES		**$ 5,700**
Credit card fees	5,700	
.450 CONTRACT SERVICES		**$ 1,000**
Online collection	1,000	
.550 UNEMPLOYMENT		**$ -**
.730 CAPITAL OUTLAY		**$ 5,000**
Drive thru window	5,000	
TOTAL		**$ 179,900**

THIS PAGE INTENTIONALLY LEFT BLANK.

GOLF FUND BUDGET SUMMARY

EXPENDITURES SUMMARY by CATEGORY

	FY19-20 Actual	FY20-21 Original Budget	FY20-21 Amended Budget	FY20-21 Estimated Expenditures	FY21-22 Recommended Budget	% Change From FY19-20 Original
Personnel	$ 337,200	$ 337,200	$ -	$ 317,250	$ 376,200	11.57%
Operating Costs	277,900	277,900	-	254,100	$ 300,300	8.06%
Capital	-	-	-	21,875	$ 170,000	N/A
Debt	-	-	-	-	$ 58,200	N/A
Total	**$ 615,100**	**$ 615,100**	**$ -**	**$ 593,225**	**$ 904,700**	**47.08%**

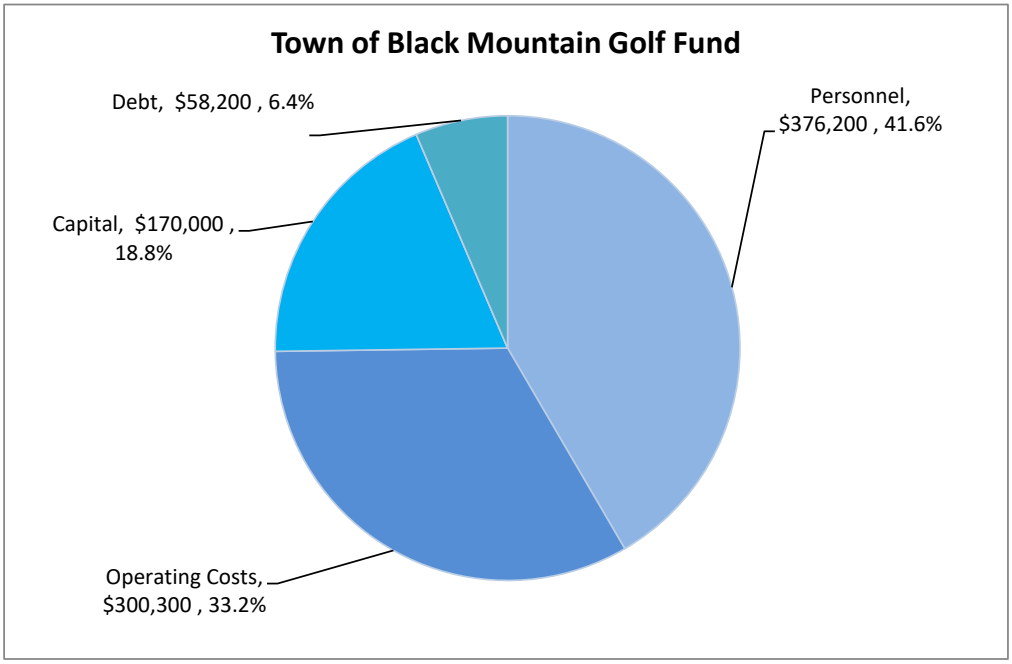

2020-2021 Budget
Golf Fund Revenue

ACCOUNT NUMBER	DESCRIPTION	ACTUAL FY19-20	ORIGINAL BUDGET FY20-21	AMENDED BUDGET FY20-21	ACTUAL 3-31-21	PROJECTED TO 6-30-21	DEPT REQUEST FY21-22	MANAGER RECOMMENDED FY21-22
50-92-3500-500	GREEN FEES	187,908	240,000	240,000	209,748	240,000	290,000	290,000
50-92-3505-500	MEMBERSHIPS	73,760	95,000	95,000	20,462	80,000	95,000	95,000
50-92-3515-500	GOLF CARTS	174,024	240,100	240,100	124,397	200,000	240,000	240,000
50-92-3800-800	MISCELLANEOUS REVENUE	352	3,000	3,000	219	500	1,000	1,000
50-92-3805-800	SALE OF EQUIPMENT	-	3,000	3,000	-	-	2,000	2,000
50-92-3815-800	PRO SHOP MERCHANDISE SALES	25,555	15,000	15,000	17,585	20,000	25,000	25,000
50-92-3818-800	19TH HOLE REVENUE	3,900	4,800	4,800	3,733	4,800	4,800	4,800
50-92-3808-800	CONTRIBUTION FROM GENERAL FUN	21,875	130,000	130,000	-	100,000	76,900	76,900
50-92-3828-800	DEBT PROCEEDS	-	-	-	-	-	170,000	170,000
	GRAND TOTAL	**$ 487,374**	**$ 730,900**	**$ 730,900**	**$ 376,144**	**$ 645,300**	**$ 904,700**	**$ 904,700**

GOLF OPERATIONS

EXPENDITURES SUMMARY

	FY18-19 Actual	FY19-20 Original Budget	FY19-20 Amended Budget	FY19-20 Estimated Expenditures	FY20-21 Recommended Budget	% Change From FY19-20 Original
Personnel	$ 228,400	$ 228,400	$ 228,400	$ 204,380	$ 246,200	7.79%
Operating Costs	222,100	222,100	222,100	211,300	235,000	5.81%
Capital	-	-	-	-	-	N/A
Total	**$ 450,500**	**$ 450,500**	**$ 450,500**	**$ 415,680**	**$ 481,200**	**6.81%**

2021-2022 Budget
Golf Course Operations

ACCOUNT NUMBER	DESCRIPTION	ACTUAL FY19-20	ORIGINAL BUDGET FY20-21	AMENDED BUDGET FY20-21	ACTUAL 3-31-21	PROJECTED TO 6-30-21	DEPT REQUEST FY21-22	MANAGER RECOMMENDED FY21-22
PERSONNEL SERVICES:								
50-92-6210-020	SALARIES & WAGES	105,051	115,400	115,400	82,456	114,400	121,100	121,100
50-92-6210-021	WAGES TEMP EMPLOYEES	17,521	36,700	36,700	13,400	20,000	24,300	24,300
50-92-6210-023	CONTRACT LABOR	19,149	22,500	22,500	8,844	15,000	36,500	36,500
50-92-6210-050	FICA EXPENSE	9,005	8,900	8,900	7,096	10,920	15,000	15,000
50-92-6210-060	GROUP INSURANCE	17,792	21,300	21,300	15,098	20,400	21,100	21,100
50-92-6210-070	RETIREMENT LGERS	14,508	17,800	17,800	12,698	17,940	22,100	22,100
50-92-6210-071	PENSION ADJUSTMENTS	4,812	-	-	-	-	-	-
50-92-6210-080	RETIREMENT 401K	4,996	5,800	5,800	4,063	5,720	6,100	6,100
TOTALS:	***PERSONNEL SERVICES***	***$ 192,834***	***$ 228,400***	***$ 228,400***	***$ 143,655***	***$ 204,380***	***$ 246,200***	***$ 246,200***
OPERATING EXPENSES:								
50-92-6210-110	TELEPHONE	1,183	1,100	1,100	1,065	1,300	1,700	1,700
50-92-6210-130	UTILITIES	22,059	20,700	20,700	17,310	22,500	20,000	20,000
50-92-6210-140	PROF DEVELOPMENT	-	500	500	240	400	500	500
50-92-6210-150	M & R BUILDINGS & GROUNDS	57,506	60,000	60,000	29,729	52,000	60,000	60,000
50-92-6210-160	M & R EQUIPMENT	77,727	75,300	75,300	53,607	72,000	85,800	85,800
50-92-6210-170	M & R TRUCKS	252	500	500	139	300	500	500
50-92-6210-180	GOLF CART EXPENSE	649	2,000	2,000	842	1,000	2,000	2,000
50-92-6210-310	DIESEL AND UNLEADED FUEL	12,304	11,000	11,000	7,404	12,500	12,500	12,500
50-92-6210-330	DEPARTMENT SUPPPLIES	4,113	3,500	3,500	2,309	3,000	4,000	4,000
50-92-6210-360	UNIFORMS	706	1,000	1,000	854	1,000	1,000	1,000
50-92-6210-390	PENSION EXPENSE	-	-	-	-	-	-	-
50-92-6210-391	OPEB EXPENSE	-	-	-	-	-	-	-
50-92-6210-450	CONTRACT SERVICES	13,150	16,000	16,000	15,000	15,000	16,500	16,500
50-92-6210-530	DUES & SUBSCRIPTIONS	-	500	500	-	300	500	500
50-92-6210-560	DEPRECIATION EXPENSE	55,370	-	-	-		-	-
50-92-6210-570	COST REIMB TO GENERAL FUND	30,000	30,000	30,000	22,500	30,000	30,000	30,000
TOTALS:	***OPERATING EXPENSES***	***$ 275,019***	***$ 222,100***	***$ 222,100***	***$ 150,999***	***$ 211,300***	***$ 235,000***	***$ 235,000***
CAPITAL OUTLAY:								
50-92-6210-730	CAPITAL OUTLAY	-	-	-	-	-	-	-
TOTALS:	***CAPITAL OUTLAY***	***$ -***	***$ -***	***$ -***	***$ -***	***$ -***		***$ -***
DEBT PAYMENT:								
TOTALS:	***DEBT PAYMENT***	***$ -***	***$ -***	***$ -***	***$ -***	***$ -***	***$ -***	***$ -***
GOLF OPERATIONS TOTAL:		**$ 467,853**	**$ 450,500**	**$ 450,500**	**$ 294,654**	**$ 415,680**	**$ 481,200**	**$ 481,200**

GOLF - OPERATIONS
50-92-6210

.020 SALARIES, WAGES & BENEFITS		**$ 185,400**
(1) Superintendent		
(2) Maintenance		
.021 SALARIES - PART-TIME, TEMP		**$ 24,300**
.023 CONTRACT LABOR		**$ 36,500**
.110 TELEPHONE		**$ 1,700**
Charter - Cable and internet	1,200	
Cell phone stipends	500	
.130 UTILITIES		**$ 20,000**
Electricity	23,000	
Sewer	900	
.140 PROFESSIONAL DEVELOPMENT		**$ 500**
Misc	500	
.150 M & R BUILDINGS & GROUNDS		**$ 60,000**
Fertilizers and chemicals	37,500	
Misc	7,500	
Pump and irrigation repairs	6,000	
Sand and gravel	6,000	
Seeds, trees and shrubs	3,000	
Pest Control	1,000	
.160 M & R EQUIPMENT		**$ 85,800**
Equipment Lease	70,000	
Misc	7,800	
Winter repair of golf equipment	4,200	
NSN Agreement	2,100	
Equipment annual property taxes	1,200	
HVAC annual maint	500	
.170 M & R TRUCKS		**$ 500**
Misc	500	
.180 GOLF CARTS		**$ 2,000**
Misc golf cart repair	2,000	
.310 DIESEL AND UNLEADED FUEL		**$ 12,500**
Gas, diesel for maintenance equipment and carts	12,500	

GOLF - OPERATIONS
50-92-6210

.330 DEPARTMENT SUPPLIES		**$ 4,000**
Misc - course accessories	1,500	
Goose dog supplies	1,500	
Tools	1,000	
.360 UNIFORMS		**$ 1,000**
Misc	1,000	
.450 CONTRACT SERVICES		**$ 16,500**
Aerification	12,000	
Arborists	3,000	
Misc	1,500	
.530 DUES & SUBSCRIPTIONS		**$ 500**
Professional membership dues	500	
.570 COST REIMBURSEMENT TO GENERAL FUND		**$ 30,000**
.730 CAPITAL OUTLAY		
TOTAL		**$ 481,200**

GOLF PRO SHOP

EXPENDITURES SUMMARY

	FY19-20 Actual	FY20-21 Original Budget	FY20-21 Amended Budget	FY20-21 Estimated Expenditures	FY21-22 Recommended Budget	% Change From FY20-21 Original
Personnel	$ 108,800	$ 108,800	$ -	$ 112,870	$ 130,000	19.49%
Operating Costs	55,800	55,800	-	42,800	65,300	17.03%
Capital	-	-	-	21,875	170,000	N/A
Debt	-	-	-	-	58,200	N/A
Total	**$ 164,600**	**$ 164,600**	**$ -**	**$ 155,670**	**$ 423,500**	**157.29%**

2021-2022 Budget
Golf Course Pro Shop

ACCOUNT NUMBER	DESCRIPTION	ACTUAL FY19-20	ORIGINAL BUDGET FY20-21	AMENDED BUDGET FY20-21	ACTUAL 3-31-21	PROJECTED TO 6-30-21	DEPT REQUEST FY21-22	MANAGER RECOMMENDED FY21-22
PERSONNEL SERVICES:								
50-92-6310-020	SALARIES & WAGES	53,465	54,200	54,200	39,833	54,600	57,900	57,900
50-92-6310-021	WAGES TEMP EMPLOYEES	33,541	29,800	29,800	31,165	33,000	43,600	43,600
50-92-6310-050	FICA EXPENSE	6,619	6,500	6,500	5,388	7,000	7,900	7,900
50-92-6310-060	GROUP INSURANCE	6,637	7,100	7,100	5,033	6,960	7,100	7,100
50-92-6310-070	RETIREMENT LGERS	7,576	8,400	8,400	6,134	8,580	10,600	10,600
50-92-6310-071	PENSION ADJUSTMENTS	3,221			-			
50-92-6310-080	RETIREMENT 401K	2,660	2,800	2,800	1,964	2,730	2,900	2,900
TOTALS:	***PERSONNEL SERVICES***	***$ 113,719***	***$ 108,800***	***$ 108,800***	***$ 89,517***	***$ 112,870***	***$ 130,000***	***$ 130,000***
OPERATING EXPENSES:								
50-92-6310-110	TELEPHONE	2,547	2,700	2,700	2,012	2,600	3,100	3,100
50-92-6310-130	UTILITIES	12,056	10,700	10,700	8,045	11,000	13,000	13,000
50-92-6310-140	PROFESSIONAL DEVELOP	-	500	500	-	-	500	500
50-92-6310-150	M & R BUILDINGS & GROUNDS	2,824	5,600	5,600	1,731	3,000	10,000	10,000
50-92-6310-160	M & R EQUIPMENT	240	1,200	1,200	675	1,200	1,200	1,200
50-92-6310-260	ADVERTISEMENT	1,827	2,000	2,000	900	1,400	1,000	1,000
50-92-6310-320	PRO SHOP MERCHANDISE	19,657	20,000	20,000	7,476	12,000	17,500	17,500
50-92-6310-330	DEPARTMENT SUPPLIES	1,894	3,000	3,000	725	1,500	3,000	3,000
50-92-6310-340	BANK SERVICE CHARGES	7,741	8,300	8,300	7,174	8,500	15,000	15,000
50-92-6310-530	DUES & SUBSCRIPTIONS	1,072	1,800	1,800	703	1,600	1,000	1,000
TOTALS:	***OPERATING EXPENSES***	***$ 49,858***	***$ 55,800***	***$ 55,800***	***$ 29,441***	***$ 42,800***	***$ 65,300***	***$ 65,300***
CAPITAL OUTLAY:								
50-92-6310-730	CAPITAL OUTLAY	-	-	21,875	-	21,875	170,000	170,000
TOTALS:	***CAPITAL OUTLAY***	***$ -***	***$ -***	***$ 21,875***	***$ -***	***$ 21,875***	***$ 170,000***	***$ 170,000***
DEBT PAYMENT:								
50-92-6310-900	DEBT PRINCIPAL - 2021 CARTS	-	-	-	-	-	56,000	56,000
50-92-6310-901	DEBT INTEREST - 2021 CARTS	-	-	-	-	-	2,200	2,200
TOTALS:	***DEBT PAYMENT***	***$ -***	***$ -***	***$ -***	***$ -***	***$ -***	***$ 58,200***	***$ 58,200***
ADMINISTRATION DEPARTMENT TOTAL:		**$ 163,577**	**$ 164,600**	**$ 186,475**	**$ 118,958**	**$ 177,545**	**$ 423,500**	**$ 423,500**

GOLF - PRO SHOP
50-92-6310

.020 SALARIES & WAGES		**$ 86,400**
General Manager		
.021 SALARIES - PART-TIME, TEMP		**$ 43,600**
Pro Shop and carts		
.110 TELEPHONE		**$ 3,100**
Charter - Cable and internet	2,400	
Landlines	700	
.130 UTILITIES		**$ 13,000**
Electricity	9,000	
Natural Gas	2,000	
Sewer	1,200	
.140 PROFESSIONAL DEVELOPMENT		**$ 500**
Misc	500	
.150 M & R BUILDINGS & GROUNDS		**$ 10,000**
Misc - 19th Hole	5,000	
Misc - Pro Shop	3,400	
Alarm system	1,000	
Mat service	400	
Pest Control	200	
.160 M & R EQUIPMENT		**$ 1,200**
IT services	700	
Misc	500	
.260 ADVERTISING		**$ 1,000**
Graphic design	500	
Print	500	
Email	-	
.320 PRO SHOP MERCHANDISE		**$ 17,500**
Merchandise for resale	17,500	
.330 DEPARTMENT SUPPLIES		**$ 3,000**
Scorecards, etc	1,800	
Office supplies, uniforms, misc.	1,200	
.340 BANK SERVICE CHARGE		**$ 15,000**
Bank fees	15,000	
.530 DUES & SUBSCRIPTIONS		**$ 1,000**
Misc	1,000	
.730 CAPITAL OUTLAY		**$ 170,000**
Golf Carts	170,000	
.900 DEBT PAYMENTS		**$ 58,200**
Debt Principal - 2021 Golf Carts	56,000	
Debt Interest - 2021 Golf Carts	2,200	
TOTAL		**$ 423,500**

STORMWATER FUND BUDGET SUMMARY

EXPENDITURES SUMMARY by CATEGORY

	FY19-20 Actual	FY20-21 Original Budget	FY20-21 Amended Budget	FY20-21 Estimated Expenditures	FY21-22 Recommended Budget	% Change From FY19-20 Original
Personnel	$ -	$ -	$ -	$ -	$ 77,580	N/A
Operating Costs	-	-	-	-	184,940	N/A
Capital	-	-	-	-	129,980	N/A
Total	**$ -**	**$ -**	**$ -**	**$ -**	**$ 392,500**	**N/A**

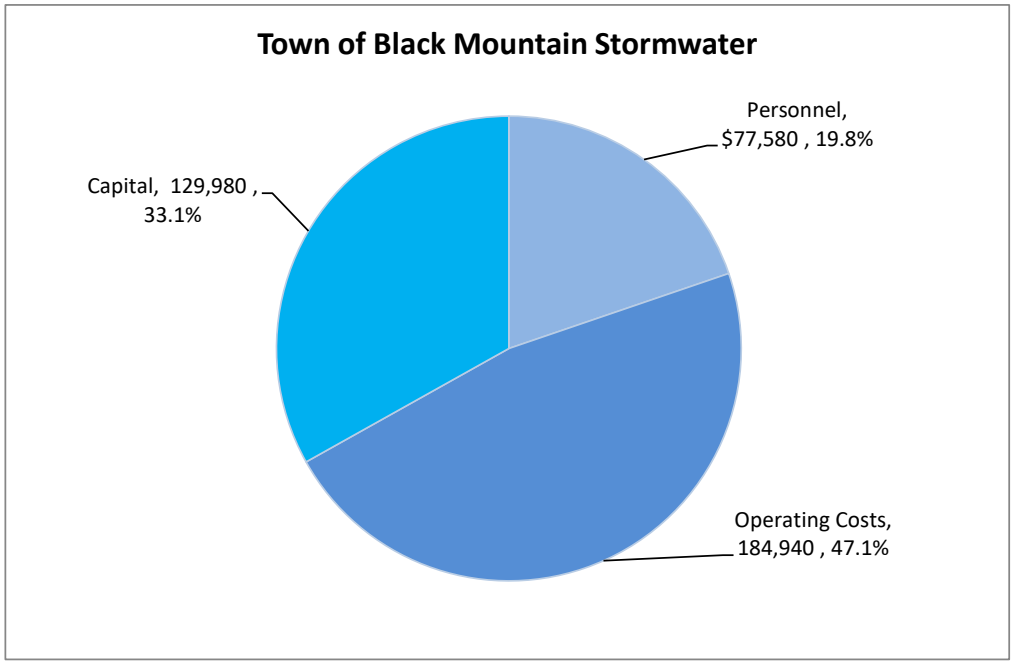

Stormwater

EXPENDITURES SUMMARY

	FY19-20 Actual	FY20-21 Original Budget	FY20-21 Amended Budget	FY20-21 Estimated Expenditures	FY21-22 Recommended Budget	% Change From FY19-20 Original
Personnel	$ -	$ -	$ -	$ -	$ 77,580	N/A
Operating Costs	-	-	-	-	184,940	N/A
Capital	-	-	-	-	129,980	N/A
Total	**$ -**	**$ -**	**$ -**	**$ -**	**$ 262,520**	**N/A**

STORMWATER REVENUES

ACCOUNT NUMBER	DESCRIPTION	AMENDED BUDGET FY19-20	ORIGINAL BUDGET FY19-20	AMENDED BUDGET FY19-20	ACTUAL 3-31-21	PROJECTED TO 6-30-21	DEPT REQUEST FY21-22	MANAGER RECOMMENDED FY21-22
35-00-3300-300	STORMWATER FEES	-	-	-	-	-	387,500	387,500
35-00-3300-301	STORMWATER PERMITS	-	-	-	-	-	5,000	5,000
30-91-3515-500	VIOLATIONS	-	-	-	-	-	-	-
30-91-3520-500	CHARGES FOR SERVICES	-	-	-	-	-	-	-
35-00-3800-800	INTEREST ON INVESTMENTS	-	-	-	-	-	-	-
30-91-3810-800	MISC REVENUE	-	-	-	-	-	-	-
35-00-3905-900	FUND BALANCE APP.	-	-	-	-	-	-	-
	Grand Total	**$ -**	**$ -**	**$ -**	**$ -**	**$ -**	**$ 392,500**	**$ 392,500**

2021-2022 Budget
Stormwater

ACCOUNT NUMBER	DESCRIPTION	AMENDED BUDGET FY19-20	ORIGINAL BUDGET FY19-20	AMENDED BUDGET FY19-20	ACTUAL 3-31-21	PROJECTED TO 6-30-21	DEPT REQUEST FY21-22	MANAGER RECOMMENDED FY21-22
PERSONNEL SERVICES:								
35-00-5000-020	SALARIES & WAGES	-	-	-	-	-	55,640	55,640
35-00-5000-050	FICA EXPENSE	-	-	-	-	-	3,704	3,704
35-00-5000-060	GROUP INSURANCE	-	-	-	-	-	7,009	7,009
35-00-5000-070	RETIREMENT LGERS	-	-	-	-	-	8,806	8,806
35-00-5000-080	RETIREMENT 401K	-	-	-	-	-	2,421	2,421
TOTALS:	***PERSONNEL SERVICES***	-	-	-	-	-	***$ 77,580***	***$ 77,580***
OPERATING EXPENSES:								
35-00-5000-100	POSTAGE EXPENSE	-	-	-	-	-	2,000	2,000
35-00-5000-110	TELEPHONE EXPENSE	-	-	-	-	-	480	480
35-00-5000-120	PUBLIC RELATIONS AND EDUCATION	-	-	-	-	-	15,000	15,000
35-00-5000-140	TRAINING	-	-	-	-	-	3,000	3,000
35-00-5000-145	TRAVEL	-	-	-	-	-		-
35-00-5000-310	FUEL						500	500
35-00-5000-330	SUPPLIES AND MATERIALS	-	-	-	-	-	15,000	15,000
35-00-5000-340	UNIFORMS	-	-	-	-	-	100	100
35-00-5000-360	R&M-EQUIPMENT	-	-	-	-	-	-	-
35-00-5000-365	R&M-LINES AND DRAINS	-	-	-	-	-	65,000	65,000
35-00-5000-370	PROFESSIONAL SERVICES-ENGINEERING						50,000	50,000
35-00-5000-371	PROFESSIONAL SERVICES-LEGAL	-	-	-	-	-		-
35-00-5000-373	CONTRACTED SERVICES	-	-	-	-	-		-
35-00-5000-380	NON-CAPITAL EQUIPMENT	-	-	-	-	-		-
35-00-5000-420	LEASE/RENTAL EQUIPMENT	-	-	-	-	-		-
35-00-5000-430	DUES & SUBSCRIPTIONS						2,000	2,000
35-00-5000-440	PERMITS,LICENSES & FEES						1,860	1,860
	MINOR CAPITAL IMPROVEMENT	-	-	-	-	-	30,000	30,000
TOTALS:	***OPERATING EXPENSES***	-	-	-	-	-	***$ 184,940***	***$ 184,940***
CAPITAL OUTLAY:								
35-00-5000-500	CAPITAL OUTLAY-LAND/EASEMENT/ROW							-
35-00-5000-501	CAPITAL OUTLAY-LAND IMPROVEMENT							-
35-00-5000-504	CAPITAL OUTLAY-CIP							-
35-00-5000-510	CAPITAL OUTLAY-EQUIPMENT	-	-	-	-	-	29,980	29,980
35-00-5000-521	CAPITAL OUTLAY-LINES/STORM DRAINS							-
35-00-5000-900	TRANSFER OUT						100,000	100,000
TOTALS:	***CAPITAL OUTLAY***	***$ -***	***$ -***	***$ -***	***$ -***	***$ -***	***$ 129,980***	***$ 129,980***
STORMWATER OPERATIONS TOTAL:		**-**	**-**	**-**	**-**	**-**	**$ 392,500**	**$ 392,500**

STORMWATER
35-00-5000

.020 SALARIES & WAGES		**$ 77,580**
Stormwater Tech		
.100 POSTAGE		**$ 2,000**
Misc.		
.110 TELEPHONE		**$ 980**
Cell Phone Stipend	480	
Ipad	500	
.120 PUBLIC RELATIONS AND EDUCATION		**$ 5,000**
Events	2,500	
Materials for Mailouts	2,500	
.140 PROFESSIONAL DEVELOPMENT		**$ 3,000**
Misc.		
.310 DIESEL AND UNLEADED FUEL		**$ 500**
Gas for Vehicles		
.330 DEPARTMENT SUPPLIES		**$ 15,000**
Office Supplies	5,000	
Inspector Supplies	5,000	
Monitoring Materials	5,000	
.340 UNIFORMS		**$ 500**
Uniform Allowance	500	
.365 M & R LINES & DRAINES		**$ 94,800**
SCM Installation	30,000	
Cleaning & Repairs Inlets & Outfalls	21,600	
Cleaning & Repair Culverts	21,600	
New Conveyance	21,600	
.370 PROFESSIONAL SERVICES-ENGINEERING		**$ 50,000**
Engineering	35,000	
GIS Analysis	15,000	
.430 DUES AND SUBSCRIPTIONS		**$ 2,000**
Stormwater Management Software	2,000	
.440 PERMITS, LICENSE AND FEES		**$ 1,860**
General Industrial Permits	1,000	
NPDES/Small MS4 Permit	860	
.510 CAPITAL OUTLAY-EQUIPMENT		**$ 39,280**
Inspection & Monitoring Equipment	39,280	
.900 TRANSFER OUT		**$ 100,000**
TOTAL		**$ 392,500**

THIS PAGE INTENTIONALLY LEFT BLANK.

TOWN OF BLACK MOUNTAIN - SCHEDULE OF FEES AND RATES

Schedule of fees effective with the adoption of the FY 2021-22 Budget and are subject to change during the fiscal year

GOLF COURSE FEES		
	Mon. - Fri.	Sat., Sun., & Holidays
Green Fees - 18 Holes Walking	$20.00	$25.00
Green Fees - 9 Holes Walking	$12.00	$15.00
Green Fees - After 1:00 PM 18 Holes Walking	$20.00	$20.00
Green Fees - After 1:00 PM 9 Holes Walking	$10.00	$10.00
Rack Rates - 18 Holes	$38.00	$48.00
Rack Rates - 9 Holes	$20.00	$25.00
Rack Rates - After 1:00 PM 18 Holes Riding	$30.00	$30.00
Rack Rates - After 1:00 PM 9 Holes Riding	$18.00	$18.00
Senior Rate - 60+ (Mon to Fri) 18 Riding	$35.00	N/A
Membership & Cart Rates		
Individual 7 Day - $1100.00	Riding required weekends before noon	
Family - $1,600.00		
	(also available, $200 special players pass, must ride, $28 weekdays,	
	and $38 weekends)	
18 Hole Cart - $19.00 per person		
9 Hole Cart - $10.00 per person		

Information regarding twilight rates and membership packages can be obtained by contracting the Golf Course Pro Shop at 828-669-2710. Rates are subject to change. Promotional & seasonal rates apply.

	PLANNING AND DEVELOPMENT FEES	
DESCRIPTION	NON-RESIDENTIAL FEES	
New Construction & Remodel-up to $1,000,000	$150.00 or $50.00 plus $5.00 per $1,000 gross project cost value whichever is greater. Project cost valued over $1M is charged .15% (0.0015)	
Other Types		
1. Modular Office	$125.00	
2. Day Care Centers	$50.00 per trade discipline	
3. ABC License	$50.00 per trade discipline	
Certificate of Occupancy	$100.00	
Electrical, Mechanical & Plumbing	$75.00 per inspection, per trade discipline	
Temporary Structures (tents, etc.)	$150 (for tents 400 sq. ft.. or greater)	
Clean-up Fee (refundable)*	$300 *(to be refunded to applicant upon final	

DESCRIPTION	RESIDENTIAL FEES	
New Construction (fees are based on sq. footage x amount per sq. ft. x .0085)		
1. Site Built Homes	$66.00 per sq. ft.	
2. Manufactured Homes	$44.00 per sq. ft.	
3. Covered Unheated	$30.00 per sq. ft.	
4. Porches, Decks, etc.	$22.00 per sq. ft.	
5. Concrete Slabs, Walks, etc.	$2.00 per sq. ft.	
Remodel & Renovation (fees are based on estimated project cost)		
1. 0-$999.99	$20.00	
2. $1,000 - $1,999.99	$25.00	
3. $2,000 - $4,999.99	$30.00	
4. $5,000 or more	Construction Cost x .0085	
Electrical, Mechanical & Plumbing	$75.00 per inspection, per trade discipline	
Mechanical/Electrical Change out	$100.00	
Certificate of Occupancy	$40.00	
Clean-up Fee (refundable)*	inspection and after project has all construction	
DESCRIPTION	ADDITIONAL FEES	
Copies of Public Records (includes sections out of ordinance)		
B/W, single sided, legal or letter	$0.02/page	
B/W, double sided, legal or letter	$0.03/page	
Color, single sided, legal or letter	$0.09/page or side	
Copies of Documents (.03/single-sided or .05/double-sided)		
Town Zoning/Sub-Division Ordinances	$20.00	
B/W Comprehensive Plan	$2.00	
Greenway Master Plan	$1.00	
Assessment of Housing Needs	$5.00	
House Assessment Selected Census Tables	$2.00	
Plotter and Map Fees		
8.5" x 11" color map	$3.00	
11" x 17" color map	$3.00	
18" x 24" color map	$20.00	
36" x 48" color map	$25.00	

Stormwater Fees	The total disturbed acreage equal to or exceeding 12,000 sq. feet multiplied by $400.00	
Stormwater Monthly Fee		
Tier 1 (minimal impact)	$6.00	
Tier 2 (moderate impact)	$20.00	
Tier 3 (undeveloped)	$0.00	
Tier 4 (exempt)	$0.00	
Tier 5 (greatest impact)	$100.00	
Stormwater Permit Fee up to 3 acres disturbed	$750.00 (plus engineer's fee, minimum $150)	
Stormwater Permit Fee greater than 3 acres disturbed	$1200.00 (plus engineer's fee, minimum $150)	
Below 12,000 square fee, only impervious surface (such as a rooftop, parking lot or driveway) of 5,000 square feet or more requires a permit at a flat rate of $100,000		
Example:		
0.25 acres (10,890 sq. ft.)	equals $100	
0.114 acres (5,000 sq. ft.)	equals $100	
Any impervious surface added of 12,000 square feet or more will be calculated a disturbed acreage.		
Beer and Wine License*		
Beer License-On Premises	$15.00	
Beer License-Off Premises	$5.00	
Wine License-On Premises	$15.00	
Wine License-Off Premises	$10.00	
Wholesale Dealers License-Beer Only	$37.50	
Wholesale Dealers License-Wine Only	$37.50	
Wholesale Dealers License- Beer & Wine	$62.50	
*In accordance with G.S. 105-113.77 and G.S. 105-113.79 If a business has multiple locations in one county or city, that business will need to obtain separate ABC licenses for each location. City beer and wine taxes must increase by 10% for each additional license of the same type issued to the same taxpayer for use at a separate location. Furthermore, G.S. 105-236 applies penalties for failure ot pay for and obtain local beer and wine license taxes. Operating a business without the required privilege license triggers a monthly penalty of 5 % of the applicable privilege license tax, up to a total of 25 %. Failure to pay the required tax triggers a separate 10% penalty. These violations are also Class 1 misdemeanors		
Development Fees		
Demolition Permit (with AQ Permit)	$75.00	
Driveway Permit	$100.00	
Fire Inspection	$50.00	
Floodplain Development Permit	$600.00	
Grading Permit	$600.00	
Homeowners Recovery Fund**	$10.00	
Moved Home	$400.00	
Re-Inspection Fee	$75.00	
Recombination plats	$25.00	
Retaining Walls	$75.00	
Exempt Subidivision Review	$25.00	
Subdivision Plat Review (minor)	$150.00	
Subdivision Plat Review (major 11+ lots)	$1,200.00	
Subdivision Plat Review (major, 4-10 lots)	$600.00	
Zoning Permit	$75.00	
Site Plan Review (single family or duplex)	No Charge	
Fence Permit	$50.00	
Certificate of Appropriateness	$50.00 - for Major Work in Historic District	
Variance Application	$600.00 + $7.00 per required notifications	
Special Use Application	$600.00 + $7.00 per required notification	
Text Amendment to Development Regulations	$200.00	
Road Closure Application	$500.00	
Conditional Rezoning Application	$800.00 + $7.00 per required notification	
Re-zoning Application	$600.00 + $7.00 per required notificaton	
* Homeowners Recovery Fund is established as a special account of the State to reimburse homeowners who have suffered a reimbursable loss in constructing or altering a single-family dwelling unit.		
**Business Registration Fees covers the cost of ensuring zoning compliance		
Sign Permits		
Sign Permit Review Fee	$50.00 (+application fee by type)	
Free Standing Sign	$250.00	
Temporary Signs**	$25.00	
A-Frame Annually	$50.00	
All other regulated signs	$200.00	
Political (Deposit Only)*	$100.00	
*Deposit will be returned ten days after the election if all signs have been removed.		
**Temporary signs, flags, banners, etc. for special events. Cannot exceed 50 sq. feet. Aggregate area. Are limited to 30 days and must be on premise. Can be freestanding or mounted to the wall.		
RECREATION & PARKS RENTAL FEES		
DESCRIPTION	**RESIDENT**	**NON-RESIDENT**
Grey Eagle Arena	$40.00 per hour	$60.00 per hour
Lakeview Clubhouse Rental	$280.00	$340.00
Lakeview Center Rental	$180.00	$240.00
Lake Tomahawk Pavilion Rental Block	Full-Day $60.00 Half-Day $30.00	Full-Day $100.00 Half-Day $50.00
Lake Tomahawk Gazebo Rental	$20.00	$30.00
Pool Rental	$185.00	$245.00
Rec Park Facility Rental	Fee based per activity	Fee based per activity
Deposit and rental contract are required to make a reservation.		
Deposits must be made within 2 business days to hold a reservation		
Deposits are refundable as long as there are no damages and keys are returned		
Weekday Rentals at Lakeview Center downstairs will be from 5 pm - 10 pm nightly		
Cancellations made within 48 hours of event will receive no deposit refund. Cancellations made within 2 weeks, up to 48 hours will receive half of their deposit refund.		
Alcohol fee of $50.00 nonrefundable		
Fee schedule does not reflect any deposit or cleaning fees for rentals. Fee schedule shown is for private groups with weekend rates. Rates are subject to change.		

WATER RATES AND FEES		
DESCRIPTION	RESIDENT	NON-RESIDENT
Water Consumption Rate (per 1000 gallons)	$6.83	$11.12
Base Water Utility Charge	$4.29	$4.29
Deposit and Connection Fee:		
Non-refundable Connnection fee	$25.00	$25.00
Deposit required with verified SSN/EIN	$100.00	$100.00
Deposit required without SSN/EIN	$200.00	$200.00
*Deposit refunds of $5.00 or less will NOT be refunded.		
During regular business hours	$60.00	$60.00
New Water Tap Fees:		
A new water tap consists of 4 components: Service Fee, Deposit, Tap Fee (listed below based on size and location) and a System Development Fee (SDF). The SDF is based on use and be will calculated by Town staff.		
3/4" Water Tap	$800.00	$1,200.00
1" Water Tap	$1,000.00	$1,500.00
1 1/2" Water Tap	$2,000.00	$3,000.00
2" Water Tap	$2,500.00	$3,750.00
4" Water Tap	$8,000.00	$12,000.00
6" Water Tap	$16,000.00	$24,000.00
Other Fees:		
Bond Fee	$2.82	$2.82
Late Fee	$10.00 or 5% of account balance whichever is greater	$10.00 or 5% of account balance whichever is greater
Returned Check Fee	$35.00	$35.00
Credit Card Convience Fee-Billed by Credit Card Processor	3.95 per transaction	3.95 per transaction
Replacement of removed meter due to usage after non-payment disconnect	$75.00	$75.00
Premise Visit-1st visit no charge	$40.00	$40.00
Utility non-payment fee	$60.00	$60.00
Hydrant Water Meter Deposit (50.00 non refundable + 450.00 refundable)	$500.00	$500.00
Hydrant Water Meter Usage	Water Consumption Rate	Water Consumption Ratge
Illegal Use of Fire Hydrant/Tamper Fee	500+ Damages	500+ Damages
Relocate Meter/Box	Cost + 10%	Cost + 10%
Boring fee	$400.00	$400.00
Meter/Box Replacement Fee	Cost + 10%	Cost + 10%
Meter/Box Tampering Fee	$500.00 each offense	$500.00 each offense

FIRE INSPECTION FEES		
DESCRIPTION	Black Mountain	Montreat
Construction Permits		
Automatic Fire Extinguishing Systems	$100.00	$110.00
Compressed gas installation	$100.00	$110.00
Fire Alarm and Detection Systems and Related Equipment	$100.00	$110.00
Fire Pumps and Related Equipment	$100.00	$110.00
Flammable and Combustible Liquid Installations	$100.00	$110.00
Hazardous Materials	$100.00	$110.00
Industrial Ovens	$100.00	$110.00
LP Gas	$100.00	$110.00
Private Hydrant System	$100.00	$110.00
Spraying and Dipping operations	$100.00	$110.00
Standpipe Systems	$100.00	$110.00
Temporary membrane structures, tents, canopies and air supported Structures	$50.00	$55.00
Special events as defined in current ToBM Ordinances	$100.00	$110.00
Outdoor Event Fire Inspection/ 200 Sq Ft Onsite Cooking	**$75.00**	**$75.00**
Construction Plans Review	**Black Mountain**	**Montreat**
ABC Inspections	$100.00	$110.00
Commercial Kitchen Hood Suppression Systems	$100.00	$110.00
Explosives and Fireworks	$100.00	$110.00
Petroleum tanks and appurtenances	$100.00	$110.00
Sprinkler/ Fire Alarm Systems:		
Minimum up to 1000 square feet	$50.00	$55.00
1001 – 5000 square feet	$100.00	$110.00
5001 – 10000 square feet	$150.00	$165.00
10001 – 25000 square feet	$200.00	$220.00
25001 – 50000 square feet	$250.00	$275.00
50001 – 100000 square feet	$300.00	$330.00
100001 – 200000 square feet	$350.00	$385.00
Over 200000 square feet	$400.00	$440.00
Annual Fire Inspections:	**Black Mountain**	**Montreat**
All occupancies except R-2 and rentals		
Minimum up to 1000 square feet	$50.00	$55.00
1001 – 5000 square feet	$100.00	$110.00
5001 – 10000 square feet	$150.00	$165.00
10001 – 25000 square feet	$200.00	$220.00
25001 – 50000 square feet	$250.00	$275.00
50001 – 100000 square feet	$300.00	$330.00
100001 – 200000 square feet	$350.00	$385.00
Over 200000 square feet	$400.00	$440.00
Violations:		
Illegal Burning	$100.00	$100.00
Work without permit	$250.00	$250.00
Fire Lane	$100.00	$100.00
Fire Hydrant	$100.00	$100.00
General violation Re-inspection	$50.00	$50.00
Repeated False Fire Alarms (3 within a 72 hr window subject to review by the Fire Inspector)	$150.00	$150.00
Residential and Rental Inspections:		
Carbon Monoxide Detector Inspections	$25.00	$28.00
Solid Fuel Inspections	$25.00	$28.00
Foster Care	$25.00	$28.00
Home Fire Safety	exempt	
R-2 occupancies as follows		
1-20 units	$50.00	$55.00
21-50 units	$100.00	$110.00
51-100 units	$150.00	$165.00
101-150 units	$200.00	$220.00
151-200 units	$250.00	$275.00
201-250 units	$300.00	$330.00
251-300 units	$350.00	$385.00
Over 300 units	$400.00	$440.00
Personnel & Apparatus for Events		
Officer/ Supervisor	50.00 per hour w/ 4 hr min	50.00 per hour w/ 4 hr min
Firefighter/AEMT ALS	45.00 per hour w/4 hr min	45.00 per hour w/4 hr min
Firefighter/ EMT	40.00 Per Hour w/ 4 hour min	40.00 Per Hour w/ 4 hour min
Light Duty Vehicle/Support Vehicle/ ATV	20.00 Per Hour w/ 4 Hour min	20.00 Per Hour w/ 4 Hour min
Fire Engine/ Rescue/ Ladder Truck	200.00 Per Hour with 4 Hour min	200.00 Per Hour with 4 Hour min

POLICE DEPARTMENT FEES		
General		
Precious Metals Dealer Annual Fee		$180.00
Precious Metals Dealer -Special Occasion		$180.00
Precious Metals Employee		$10.00
Precious Metals Employee Renewal		$3.00
ABC License Fee		$50.00
Off-Duty Officer for Events		$40.00 per hour/minimum 4 hrs
Off-Duty Officer for Events/7 days or less notice		$50.00 per hour/minimum 4 hrs
Patrol Vehicle for Events		$20.00 per hour
Civil Fines & Penalties		
Parking Violations		$50.00
Fire Lane Violation		$50.00
Fire Hydrant Violation		$50.00
Loading Zone Violation		$50.00
Handicapped Parking Violation		$250.00
Nuisance Alarms		$75.00
Schedule of fees effective with the adoption of the FY 2020-21 Budget and are subject to change during the fiscal year		

RECREATION & PARKS FEES

Alcohol fee of $50.00 NON-REFUNDABLE

Group I: Merit Groups -- Groups primarily for youth, no program except annual membership+A1:O35

Group II: Government, non-profit, churches and schools

Group III: Private- Weddings, parties, receptions, business groups, etc

Proof of address (drivers license, utility bill etc.) must be provided in order to receive resident rates.

	Group I		Group II		Group III	
	Resident	Non-Res	Resident	Non-Res	Resident	Non-Res
Lakeview Clubhouse						
120 Max--Deposit:	$100	$200	$100	$200	$100	$200
Monday-Thursday Rental	$40	$100	$100	$160	$120	$180
Friday - Sunday Rental	$220	$280	$220	$280	**$280**	**$340**
Lakeview Downstairs						
50-60 Max--Deposit:	$100	$200	$100	$200	$100	$200
Monday-Thursday Rental	$40	$80	$60	$100	$80	$120
Friday-Sunday Rental	$160	$200	$160	$200	**$180**	**$240**
Picnic Pavilion						
Deposit:	$60	$60	$60	$60	$60	$60
Full Day Rental	$0	$30	$30	$60	$60	$100
Half Day Rental 9am-3pm & 3:30pm-9:00pm	$0	$15	$15	$30	$30	$50
Gazebo						
Deposit:	$20	$20	$20	$20	$20	$20
Monday-Thursday Rental	$0	$10	$10	$20	$20	$30
Friday-Sunday Rental	$10	$20	$10	$20	$20	$30
Swimming Pool (40 people)						
Friday-Sunday 6:15-8:15pm only	$145	$205	$145	$205	$185	$245
Lifeguards mandatory over 40 people in gate, per 20 additional people	$25	$25	$25	$25	$25	$25
Carver Center		**No longer available - 10/01/2018**				
Grey Eagle						
Deposit:	$100	$100	$100	$100	$100	$100
Bounce House:	n/a	n/a	n/a	n/a	$150	$200
Building & Field	$20/hr	$30/hr	$20/hr	$40/hr	40/hr	$60/hr
Veterans Park						
Ballfield(each)	$0	$100	$100	$140	$120	$160
Lights (each Field)	$20/hr	$40/hr	$20/hr	$40/hr	$20/hr	$40/hr
Press Box	$0	$40	$40	$60	$60	$80
Consession Stand	$40	$60	$60	$80	$80	$100

Employee Fee Schedule

Lakeview Clubhouse-EMP	
120 Max--Deposit: Monday-Thursday Rental Friday - Sunday Rental	$100 $80 $140
Lakeview Downstairs-EMP	
50-60 Max--Deposit:	$100
Monday-Thursday Rental	$60
Friday-Sunday Rental	$100
Picnic Pavilion-EMP	
Deposit:	$60
Monday-Thursday Full Day	$30
Monday-Thursday Half Day Friday- Sunday Full Day	$15 $50
Friday-Sunday Half Day	$25
Gazebo-EMP	
Deposit:	$0
Monday-Thursday Rental	$10
Friday-Sunday Rental	$10
Swimming Pool Rental EMP	
Friday-Sunday 6:15-8:15pm only	$100
Lifeguards mandatory over 40 people in gate, per 20 additional :	$25
Swimming Pool Passes-EMP	*Family: up to 5 people living in same household
Employee Individual	$20
Employee Family*	$30
Employee Family Members over 5	$10 each
Carver Center--no longer available 10/01/2018	
Grey Eagle-EMP	
Deposit:	$100
Bounce House:	100
Building & Field (2hr min)	$20/hr
Veterans Park-EMP	
Ballfield(each)	$100
Lights (each Field)	$20/hr
Press Box Consession Stand	$60 $40

ration fee rounded up to the nearest whole dolla

SAFETY & LIABILITY

No persons under the age of thirteen (13) years old will be allowed in the pool area unless accompanied by a responsible person, eighteen (18) y

2019 Public Pool Revisions

Children under 3 free Daily Admission I	Resident		4.00 $35.00
		$3.00	
		$25.00	
Season Pas	Individual	$75.00	$95.00
	Family*	$150.00	$170.00
n same household, up to 5 people.) Each additiona			$25.00

Wedding Package

Saturday 10 am - 1:00 am Lakeview Clubhouse (upstair

Gommunity Garden Plots		
Half Plot	$20.00	
Full Plot	$35.00	
Youth Sports:		
Youth Flag Football	$65.00	
Youth Basketball	$65.00	
Youth Swim League	$60.00	
Youth Tennis Clinics	$30.00	
Half Day Sports Camp	$60.00	
Summer Camp	$180.00/week	
Swim Lessons	$40.00/session	
Youth Indoor Soccer	$65.00	

Aquatics:	RESIDENT	NON-RESIDENT
Pool Daily Entry Fee	$3.00/person	$3.00/person
Season Pool Pass - INDIVIDUAL	$3.00/person	$95.00/person
Season Pool Pass - FAMILY (up to 5)	$150.00	$170.00
Multiple Entry Pass	$3.00/person	$3.00/person
	$3.00/person	$3.00/person

GLOSSARY

Ad Valorem tax - A tax levied in proportion to the value of a property.

Annual Budget - A budget covering a single fiscal year.

Appropriation - The amount budgeted on a yearly basis to cover projected expenditures which the Town Board legally authorizes through the Budget Ordinance.

Approved Budget - The budget as formally adopted by the Town Board for the upcoming fiscal year.

Assessed Valuation - The estimated dollar value placed upon real and personal property by the County Assessor as the basis for levying property taxes. The General Assembly exempted household personal property from taxation effective July 1, 1987.

Balanced Budget - Occurs when planned expenditures equal anticipated revenues. In North Carolina, it is required that the budget submitted to the Town Board be balanced.

Board of Alderman - Five-member Board elected at large by the voters of the Town for staggered four year terms. The meetings of this Board are presided over by the Mayor (also elected at large for a four year term), who can vote on matters before the Board in the event of a tie.

Budget - A financial plan for a specified period of time that matches planned revenues and expenditures with various Town services.

Budget Message - A written overview of the proposed budget from the Town Manager to the Town Board. This overview discusses the major budget items of the Manager's recommended budget.

Comprehensive Annual Financial Report (CAFR) – The official annual financial report of a government.

Capital Outlay - An expenditure which results in the acquisition of or addition to a fixed asset.

Capital Project - A project expected to have a useful life greater than 1 year and an estimated cost of $5,000 or more. Capital projects include the construction, purchase or major renovation of buildings, utility systems, parks, or other physical structures or property; purchase of land; and purchase of large equipment.

Category - Expenditure budgets are presented in one of four categories: Personnel Services, Operations, Capital Outlay, and Debt Payments.

Contingency - Appropriation intended for unanticipated expenditures. Transfer of these funds into an expendable account is controlled by the Town Board.

Debt Service - Principal, interest and administrative costs associated with the repayment of long-term debt.

Department - A major administrative division of the Town that has overall management responsibility for an operation within a functional area.

Depreciation – An allowance made for the loss in the value of property over time.

GLOSSARY

Employee Benefits - For budgeting purposes, employee benefits include employer payments for social security, retirement, group health and life insurance, and workers' compensation, and any similar form of employee compensation.

Encumbrances - A financial commitment for services, contracts, or goods which have not been delivered or performed.

Enterprise Fund - A grouping of activities whose expenditures are wholly or partially offset by revenues collected from consumers in the form of fees and charges; in the case of Black Mountain, these include the Water and Golf Funds.

Expenditures - The total cost of a program or capital project.

Fiscal Year (FY) - A 12 month period (July 1 through June 30) in which the annual operating budget applies and at the end of which an assessment is made of the Town's financial condition and performance of operations.

Fund - An accounting entity created to record the financial activity for a selected financial group.

Fund Balance - Funds accumulated through the under-expenditure of appropriations and/or receiving revenues greater than anticipated and included in the budget.

General Fund - A fund which provides for the accounting for most of the basic government services, such as police, fire, sanitation, street maintenance, planning & inspections, recreation and other general services.

Governmental Funds – Funds generally used to account for tax-supported activities.

Intergovernmental Revenues - Revenues from other governments (State, federal, and local) which can be in the form of grants, shared revenue, or entitlement.

Levy - The amount of tax, service charge, and assessments imposed by the government.

LGC – The Local Government Commission.

Line Item - A budgetary account representing a specific object of expenditure.

Modified Accrual - The basis of accounting for the Town. Under this system, expenditures are recognized when encumbered.

NCDOT – North Carolina Department of Transportation

Non-Operating Expenses - Expenses which are not directly related to the provision of services such as debt service.

Ordinance - A formal legislative enactment by the Town Board which has the full force and effect of law within the boundaries of the Town.

GLOSSARY

Operating Budget - The Town's financial plan which outlines proposed expenditures for the upcoming fiscal year, and estimates revenues which will be used to finance them.

Operating Expenses - Those expenditures generally of a recurring nature, covering services and supplies necessary to operate individual departmental activities.

Personnel Services - Salaries and wages paid to employees for full-time, part-time and temporary work, including overtime and similar compensation. Also included in this account group are employee benefits paid for employees by the Town.

Property Tax Rate - The rate at which real property in the Town is taxed in order to produce revenues sufficient to conduct necessary governmental activities.

Property Tax - Tax paid by those owning property in the Town.

Proprietary Fund - A fund used to account for the operations similar to those in the private sector. This includes enterprise funds. The focus is on determination of net income, financial position and changes in financial position.

Public Safety - A group of expenditures related to the provision and enforcement of law enforcement and fire and disaster protection.

Real Property - Land, buildings, and items permanently affixed to land or buildings.

Real Property Value - The value of land and buildings which are taxable.

Reappraisal - The process of revaluing a jurisdiction's real property in order to adjust the tax value to the market value; by North Carolina law, a revaluation must be conducted at a minimum of every eight years.

Reserve - An account designated for a portion of the fund balance which is to be used for a specific purpose.

Revenue - All funds that the Town government receives as income, including items such as tax payments, fees for specific services, receipts from other governments, fines, forfeitures, shared revenues, and interest income.

Revenue Neutral Tax Rate – G.S. §159-11(e) states that "the revenue-neutral tax rate is the rate that is estimated to produce revenue for the next fiscal year equal to the revenue that would have been produced for the next fiscal year by the current tax rate if no reappraisal had occurred." This rate is calculated in revaluation years.

Sales Tax - Tax paid by retail consumers.

Service Level - The amount of service provided during the fiscal year as indicated by one or more performance indicators.

Tax Levy - Revenue produced by applying a given tax rate to a property's assessed, or tax value.

Town of Black Mountain

Capital Improvement Plan

Fiscal Year 2021-22 through 2025-26

Larry B. Harris, Mayor

Ryan Stone, Vice Mayor

Tim Raines, Council Member

Archie Pertiller, Council Member

Pam King, Council Member

Doug Hay, Council Member

Josh Harrold, Town Manager

THIS PAGE INTENTIONALLY LEFT BLANK.

GENERAL FUND
SUMMARY

The General Fund supports all Town operations, except for those supported mainly by user fees. General Fund capital items typically include passenger vehicles, heavy trucks, firetrucks, building improvements, equipment, and infrastructure improvements.

PROJECT DESCRIPTION	DEPT	FY21-22	FY22-23	FY23-24	FY24-25	FY25-26	FUTURE	TOTAL
Replace Town Van	Admin	-	30,000	-	-	-	-	30,000
Software Upgrade	Admin	110,000	-	-	-	-	-	110,000
IT Needs	Public Buil	41,300	15,000	15,000	15,000	15,000	-	101,300
Riverwalk Greenway Phase 1	Planning	-	-	-	-	-	-	-
Swannanoa River Improv at \	Planning	-	50,000	50,000	50,000	-	-	150,000
Greenway Contingency	Planning	-	-	-	-	-	-	-
Vehicle Replacement	Planning	-	30,000	30,000	-	-	-	60,000
Unified Development Ordinar	Planning	40,000	40,000	-	-	-	-	80,000
Vehicle Replacement	Police	153,000	153,000	153,000	153,000	153,000	-	765,000
Living quarters updates	Fire	-	100,000	-	-	-	-	100,000
Repl truck for Chief and conv	Fire	75,000	-	-	-	-	-	75,000
Engine 41 - Capital Reserve	Fire	80,000	100,000	125,000	100,000	-	-	405,000
Repl of 1998 ATV	Fire	-	15,000	-	-	-	-	15,000
Tanker 42	Fire	-	300,000	-	-	-	-	300,000
Engine 43	Fire	-	-	450,000	-	-	-	450,000
Truck 4	Fire	75,000	-	-	-	-	-	75,000
Brush Truck	Fire	-	125,000	-	-	-	-	125,000
Rescue 41	Fire	-	150,000	-	-	-	-	150,000
Tanker 43	Fire	-	-	-	300,000	-	-	300,000
Ram 2500 Crew Cab	Streets	54,500	-	-	-	-	-	54,500
Street Paving	Streets	150,000	300,000	300,000	300,000	300,000	300,000	1,650,000
Street Striping	Streets	25,000	25,000	25,000	25,000	25,000	25,000	150,000
Dump Truck	Streets	-	90,000	-	-	-	-	90,000
Sidewalk Replacement	Powell Bill	20,000	25,000	25,000	25,000	25,000	-	120,000
Highway 9 Sidewalk	Powell Bill	100,000	100,000	100,000	100,000	-	-	400,000
Bridge Replacement	Powell Bill	-	800,000	-	-	-	-	800,000
Street Paving	Powell Bill	619,000	-	-	-	-	-	619,000
Flat Creek Sidewalk Extensio	Powell Bill	-	-	75,000	-	-	-	75,000
Vehicles	Recreation	-	30,000	-	-	-	-	30,000
Grey Eagle	Recreation	15,000	50,000	-	-	-	-	65,000
PARTF Veterans Park	Recreation	40,000	-	-	-	-	-	40,000
Veterans Park	Recreation	-	-	-	-	-	205,000	205,000
Lake Tomahawk	Recreation	18,100	25,000	-	-	-	-	43,100
Paving Projects in Parks	Recreation	-	30,000	30,000	25,000	-	-	85,000
New Parks	Recreation	-	30,000	-	150,000	-	730,000	910,000
Tennis Courts	Recreation	60,000	-	-	-	-	-	120,000
Cragmont Park Renovation	Recreation	-	-	-	-	-	845,000	845,000
Total General Fund CIP		**1,675,900**	**2,613,000**	**1,378,000**	**1,243,000**	**518,000**	**2,105,000**	**9,592,900**

(General Fund summary continued on next page)

GENERAL FUND
SUMMARY

EXPENDITURE CLASSIFICATION	FY21-22	FY22-23	FY23-24	FY24-25	FY25-26	FUTURE	TOTAL
Planning/Design/Engineerin	189,000	405,000	55,500	75,000	25,000	315,000	1,064,500
Land	5,000	-	160,000	-	-	70,000	235,000
Construction	823,100	1,840,000	1,062,500	1,000,000	725,000	2,920,000	8,370,600
Equipment	285,500	1,268,000	773,000	568,000	168,000	29,500	3,092,000
TOTALS	**1,302,600**	**3,513,000**	**2,051,000**	**1,643,000**	**918,000**	**3,334,500**	**12,762,100**

REVENUE CLASSIFICATION	FY21-22	FY22-23	FY23-24	FY24-25	FY25-26	FUTURE	TOTAL
Operating Revenues	872,600	2,390,500	1,594,500	1,248,000	598,000	1,484,500	8,188,100
Debt/Financing	35,000	-	-	-	-	-	35,000
Grant	395,000	1,122,500	456,500	395,000	320,000	1,850,000	4,539,000
Other	-	-	-	-	-	-	-
TOTALS	**1,302,600**	**3,513,000**	**2,051,000**	**1,643,000**	**918,000**	**3,334,500**	**12,762,100**

Potential Grants	(395,000)	(1,122,500)	(456,500)	(395,000)	(320,000)	(1,850,000)	(4,539,000)
From Capital Reserve	(35,000)	-	-	-	-	-	(35,000)
Recon to Operating Budget, page 8	872,600	2,390,500	1,594,500	1,248,000	598,000	1,484,500	8,188,100
	1,302,600	**3,513,000**	**2,051,000**	**1,643,000**	**918,000**	**3,334,500**	**12,762,100**

4200 and 5000 - ADMIN AND PUBLIC BUILDINGS DEPARTMENT
SUMMARY

The Administration and Public Buildings Department are responsible for all general governmental functions not being covered by other departments. For the Town of Black Mountain this includes mainly information technology needs, and public buildings improvements

PROJECT DESCRIPTION	FY21-22	FY22-23	FY23-24	FY24-25	FY25-26	FUTURE	TOTAL
Replace Town Van	-	30,000	-	-	-	-	30,000
Software Upgrade	110,000		-	-	-	-	110,000
Downtown Streetscapes	-	-	-	-	-	-	-
IT Needs	41,300	15,000	15,000	15,000	15,000	-	101,300
TOTAL	**$ 151,300**	**$ 45,000**	**$ 15,000**	**$ 15,000**	**$ 15,000**	**$ -**	**$ 241,300**

EXPENDITURE DESCRIPTION	FY21-22	FY22-23	FY23-24	FY24-25	FY25-26	FUTURE	TOTAL
Planning/Design/Engineering	-	-	-	-	-	-	-
Land	-	-	-	-	-	-	-
Construction	-	-	-	-	-	-	-
Equipment	-	-	-	-	-	-	-
TOTAL	**$ -**	**$ -**	**$ -**	**$ -**	**$ -**	**$ -**	**$ -**

REVENUE DESCRIPTION	FY21-22	FY22-23	FY23-24	FY24-25	FY25-26	FUTURE	TOTAL
Operating Revenues	-	-	-	-	-	-	-
Debt/Financing	-	-	-	-	-	-	-
Grant	-	-	-	-	-	-	-
Other	-	-	-	-	-	-	-
TOTAL	**$ -**	**$ -**	**$ -**	**$ -**	**$ -**	**$ -**	**$ -**

							-
Potential Grants	-	-	-	-	-	-	-
From Capital Reserve	-	-	-	-	-	-	-
Recon to Operating Budget	-	-	-	-	-	-	-

CIP PROJECT REQUEST FORM

PROJECT TITLE:	DEPARTMENT:	NUMBER:	PRIORITY:	PRIORITY:
Replacing Town van	Administration		ORGANIZATIONAL	DEPARTMENTAL 3

DESCRIPTION:

The Town van was sold in FY20-21.

EXPENSE CLASSIFICATION	FY21-22	FY22-23	FY23-24	FY24-25	FY25-26	FUTURE	TOTAL
Planning/Design/Engineering	-	-	-	-	-	-	-
Land	-	-	-	-	-	-	-
Construction	-	-	-	-	-	-	-
Equipment	-	30,000	-	-	-		30,000
TOTAL	**$ -**	**$ 30,000**	**$ -**	**$ -**	**$ -**	**$ -**	**$ 30,000**

REVENUE CLASSIFICATION	FY21-22	FY22-23	FY23-24	FY24-25	FY25-26	FUTURE	TOTAL
Operating Revenues	-	30,000	-	-	-	-	30,000
Debt/Financing	-	-	-	-	-	-	-
Grant	-	-	-	-	-	-	-
Other	-	-	-	-	-	-	-
TOTAL	**$ -**	**$ 30,000**	**$ -**	**$ -**	**$ -**	**$ -**	**$ 30,000**

CIP PROJECT REQUEST FORM

PROJECT TITLE:	DEPARTMENT:	NUMBER:	PRIORITY:	PRIORITY:
Software Upgrade	Administration		ORGANIZATIONAL	DEPARTMENTAL 2

DESCRIPTION:

The governmental software the Town currently uses is outdated and at many times does not perform functions needed. This causes inefficiencies which effect both employees and the citizenry. The current governmental software has 10 separate modules. Human Resources and Utility Billing have upgraded within the last five years, but many other modules have not seen upgrades in over a decade. A more modern system would likely be Windows based, and allow for department heads and other employees to more efficiently handle their job responsibilities, and allow for the Town to communicate "real time" information.

EXPENSE CLASSIFICATION	FY21-22	FY22-23	FY23-24	FY24-25	FY25-26	FUTURE	TOTAL
Planning/Design/Engineering	-	-	-	-	-	-	-
Land	-	-	-	-	-	-	-
Construction	-	-	-	-	-	-	-
Equipment	110,000	-	-	-	-		110,000
TOTAL	**$ 110,000**	**$ -**	**$ -**	**$ -**	**$ -**	**$ -**	**$ 110,000**

REVENUE CLASSIFICATION	FY19-20	FY20-21	FY21-22	FY22-23	FY23-24	FUTURE	TOTAL
Operating Revenues	110,000	-	-	-	-	-	110,000
Debt/Financing	-	-	-	-	-	-	-
Grant	-	-	-	-	-	-	-
Other	-	-	-	-	-	-	-
TOTAL	**$ 110,000**	**$ -**	**$ -**	**$ -**	**$ -**	**$ -**	**$ 110,000**

CIP PROJECT REQUEST FORM

PROJECT TITLE:	DEPARTMENT:	NUMBER:	PRIORITY:	PRIORITY:
General IT needs	Public Buildings		ORGANIZATIONAL	DEPARTMENTAL 1

DESCRIPTION:

It is important that the Town appropriate monies annually for computer replacement and other IT hardware and software needs. The Town currently contracts with Advanced Data and Networking from Asheville. The Town currently has over 60 computers (laptops and desktops) and two servers.

EXPENSE CLASSIFICATION	FY21-22	FY22-23	FY23-24	FY24-25	FY25-26	FUTURE	TOTAL
Planning/Design/Engineering	-	-	-	-	-	-	-
Land	-	-	-	-	-	-	-
Construction	-	-	-	-	-	-	-
Equipment	41,300	15,000	15,000	15,000	15,000	15,000	116,300
TOTAL	**$ 41,300**	**$ 15,000**	**$ 15,000**	**$ 15,000**	**$ 15,000**	**$ 15,000**	**$ 116,300**

REVENUE CLASSIFICATION	FY19-20	FY20-21	FY21-22	FY22-23	FY23-24	FUTURE	TOTAL
Operating Revenues	41,300	15,000	15,000	15,000	15,000	-	101,300
Debt/Financing	-	-	-	-	-	-	-
Grant	-	-	-	-	-	-	-
Other	-	-	-	-	-	-	-
TOTAL	**$ 41,300**	**$ 15,000**	**$ 15,000**	**$ 15,000**	**$ 15,000**	**$ -**	**$ 101,300**

5400 - PLANNING DEPARTMENT
SUMMARY

The Building, Planning and Zoning Department provides for the health, safety, and welfare of Black Mountain by assuring fair application of all applicable federal, state, and local laws regulating land use, building construction, and code compliance. The department also provides guidance to the Board of Aldermen that enhances the quality of life and the character of the Town of Black Mountain for all its residents.

PROJECT DESCRIPTION	FY21-22	FY22-23	FY23-24	FY24-25	FY25-26	FUTURE	TOTAL
Riverwalk Greenway Phase 1 and II	-	-	-	-	-	-	-
Swannanoa River Improv at Vet Park	-	50,000	50,000	50,000	-	-	150,000
Greenway Contingency	-	-	-	-	-	-	-
Vehicle Replacement	-	30,000	30,000	-	-	-	60,000
Unified Development Ordinance	40,000	40,000	-	-	-	-	80,000
TOTAL	**$ 40,000**	**$ 120,000**	**$ 80,000**	**$ 50,000**	**$ -**	**$ -**	**$ 290,000**

EXPENDITURE CLASSIFICATION	FY21-22	FY22-23	FY23-24	FY24-25	FY25-26	FUTURE	TOTAL
Planning/Design/Engineering	-	-	-	-	-	-	-
Land	-	-	-	-	-	-	-
Construction	-	-	-	-	-	-	-
Equipment	-	-	-	-	-	-	-
TOTAL	**$ -**	**$ -**	**$ -**	**$ -**	**$ -**	**$ -**	**$ -**

REVENUE CLASSIFICATION	FY21-22	FY22-23	FY23-24	FY24-25	FY25-26	FUTURE	TOTAL
Operating Revenues	-	-	-	-	-	-	-
Debt/Financing	-	-	-	-	-	-	-
Grant	-	-	-	-	-	-	-
Other	-	-	-	-	-	-	-
TOTAL	**$ -**	**$ -**	**$ -**	**$ -**	**$ -**	**$ -**	**$ -**

Potential Grants	-	-	-	-	-	-	-
From Capital Reserve	-	-	-	-	-	-	-
Recon to Operating Budget	-	-	-	-	-	-	-

CIP PROJECT REQUEST FORM

PROJECT TITLE:	DEPARTMENT:	NUMBER:	PRIORITY:	PRIORITY:
Riverwalk Greenway	Planning		ORGANIZATIONAL	DEPARTMENTAL

DESCRIPTION:

One of the most important greenway segments in town is the link between Flat Creek Greenway and Veteran's Park. This segment of greenway will connect these two important destinations as well as provide an alternative route/mode of travel from the north side of town to Veterna's Park. This section of greenway is approximately two miles and is part of the greenway masterplan. A portion of this section from Flat Creek Greenway to In the Oaks exisiting greenway is currrently being designed. The total cost for this entire project is estimated to be $5,800,000. The Town has already secured more than $4,000,000 of funding. Staff continues to seek additional grand support for the balance. The Town is responsible for 20% of the total awards from NC DOT.

EXPENDITURE CLASSIFICATION	**FY21-22**	**FY22-23**	**FY23-24**	**FY24-25**	**FY25-26**	**FUTURE**	**TOTAL**
Planning/Design/Engineering							-
Land	-	-	-	-	-	-	-
Construction							-
Equipment	-	-	-	-	-	-	-
TOTAL	**$ -**	**$ -**	**$ -**	**$ -**	**$ -**	**$ -**	**$ -**

REVENUE CLASSIFICATION	**FY21-22**	**FY22-23**	**FY23-24**	**FY24-25**	**FY25-26**	**FUTURE**	**TOTAL**
Operating Revenues							-
Debt/Financing	-	-	-	-	-	-	-
Grant	-	-	-	-	-	-	-
Other	-	-	-	-	-	-	-
TOTAL	**$ -**	**$ -**	**$ -**	**$ -**	**$ -**	**$ -**	**$ -**

CIP PROJECT REQUEST FORM

PROJECT TITLE:	DEPARTMENT:	NUMBER:	PRIORITY:	PRIORITY:
Swannanoa River Restoration	Planning		ORGANIZATIONAL	DEPARTMENTAL

DESCRIPTION:

The stretch of the Swannanoa River running through Veteran's Park is an active flood plain with significant erosion. The river banks require stabilization and the channels require improvements. The river is an asset to the Town and is not maximized as a passive recreation asset. Small projects could increase the public's access and engagement with the river, including the natural cobble stone beach area and potentialy constructing a deck/overlook. Engineering is currently being completed on the river. The resulting plans will make this a shovel ready restoration project. Staff will be seeing funding from the state and at least one large foundation in in FY 19-20 to begin the first phase of restoration work. Total restoration for the area included in the engineering study is estimated to cost $200,000.

EXPENDITURE CLASSIFICATION	**FY21-22**	**FY22-23**	**FY23-24**	**FY24-25**	**FY25-26**	**FUTURE**	**TOTAL**
Planning/Design/Engineering		-	-	-	-	-	-
Land	-	-	-	-	-	-	-
Construction	-	50,000	50,000	50,000	-	-	150,000
Equipment	-	-	-	-	-	-	-
TOTAL	**$ -**	**$ 50,000**	**$ 50,000**	**$ 50,000**	**$ -**	**$ -**	**$ 150,000**

REVENUE CLASSIFICATION	**FY21-22**	**FY22-23**	**FY23-24**	**FY24-25**	**FY25-26**	**FUTURE**	**TOTAL**
Operating Revenues	-	50,000	50,000	50,000	-	-	150,000
Debt/Financing	-	-	-	-	-	-	-
Grant			-	-	-	-	-
Other	-	-	-	-	-	-	-
TOTAL	**$ -**	**$ 50,000**	**$ 50,000**	**$ 50,000**	**$ -**	**$ -**	**$ 150,000**

CIP PROJECT REQUEST FORM

PROJECT TITLE:	DEPARTMENT:	NUMBER:	PRIORITY:	PRIORITY:
Riverwalk Contingency	Planning		ORGANIZATIONAL	DEPARTMENTAL

DESCRIPTION:

The Town will incure costs associated with the Riverwalk Greenway project that fall outside of the project scope and contract approved by NC DOT. Federal regulations restrict activities the town can engage in, however, opportunities to secure easements or shifts in alignment could required professional surveying services, additional engineering costs, legal fees, and construction fees. Staff anticipates these contingencies begin limited to preliminary engineering phase.

EXPENDITURE CLASSIFICATION	**FY21-22**	**FY22-23**	**FY23-24**	**FY24-25**	**FY25-26**	**FUTURE**	**TOTAL**
Planning/Design/Engineering	-			-	-	-	-
Land	-			-	-	-	-
Construction	-			-	-	-	-
Equipment	-	-	-	-	-	-	-
TOTAL	**$ -**	**$ -**	**$ -**	**$ -**	**$ -**	**$ -**	**$ -**

REVENUE CLASSIFICATION	**FY21-22**	**FY22-23**	**FY23-24**	**FY24-25**	**FY25-26**	**FUTURE**	**TOTAL**
Operating Revenues	-			-	-	-	-
Debt/Financing	-			-	-	-	-
Grant	-			-	-	-	-
Other	-	-	-	-	-	-	-
TOTAL	**$ -**	**$ -**	**$ -**	**$ -**	**$ -**	**$ -**	**$ -**

CIP PROJECT REQUEST FORM

PROJECT TITLE: Vehicle Replacement	DEPARTMENT: Planning	NUMBER:	PRIORITY: ORGANIZATIONAL	PRIORITY: DEPARTMENTAL

DESCRIPTION:

The Planning Department has two pickup trucks that are used for daily inspections. One of the trucks is a 2006 model and the other is a 2011 model. The trucks experience heavy wear and tear, and will need to be replaced in the future.

EXPENDITURE CLASSIFICATION	FY21-22	FY22-23	FY23-24	FY24-25	FY25-26	FUTURE	TOTAL
Planning/Design/Engineering	-	-	-	-	-	-	-
Land	-	-	-	-	-	-	-
Construction	-	-	-	-	-	-	-
Equipment	-	30,000	30,000	-	-	-	60,000
TOTAL	**$ -**	**$ 30,000**	**$ 30,000**	**$ -**	**$ -**	**$ -**	**$ 60,000**

REVENUE CLASSIFICATION	FY21-22	FY22-23	FY23-24	FY24-25	FY25-26	FUTURE	TOTAL
Operating Revenues	-	30,000	30,000	-	-	-	60,000
Debt/Financing	-	-	-	-	-	-	-
Grant	-	-	-	-	-	-	-
Other	-	-	-	-	-	-	-
TOTAL	**$ -**	**$ 30,000**	**$ 30,000**	**$ -**	**$ -**	**$ -**	**$ 60,000**

CIP PROJECT REQUEST FORM

PROJECT TITLE: Unified Development Ordinance	DEPARTMENT: Planning	NUMBER: Planning	PRIORITY: ORGANIZATIONAL	PRIORITY: DEPARTMENTAL

DESCRIPTION:

A Unified Development Ordinance (UDO) is a local policy tool which combines traditional zoning regulations, subdivision regulations, along with other applicable standards, such as design guidelines, sign regulations, and floodplain and stormwater management, into one logical and cohesive document. By combining all of these regulations in a single document, a UDO is intended to streamline and coordinate the development process of permits. A UDO is written in straightforward language and reduces opportunities for outdated policies and redundancies to occur.

EXPENDITURE CLASSIFICATION	**FY21-22**	**FY22-23**	**FY23-24**	**FY24-25**	**FY25-26**	**FUTURE**	**TOTAL**
Planning/Design/Engineering	40,000	40,000					80,000
Land							-
Construction							-
Equipment	-	-	-	-	-	-	-
TOTAL	**$ 40,000**	**$ 40,000**	**$ -**	**$ -**	**$ -**	**$ -**	**$ 80,000**

REVENUE CLASSIFICATION	**FY21-22**	**FY22-23**	**FY23-24**	**FY24-25**	**FY25-26**	**FUTURE**	**TOTAL**
Operating Revenues		80,000					80,000
Debt/Financing							-
Grant							-
Other	-	-	-	-	-	-	-
TOTAL	**$ -**	**$ 80,000**	**$ -**	**$ -**	**$ -**	**$ -**	**$ 80,000**

5100 - POLICE DEPARTMENT
SUMMARY

The Black Mountain Police Department, in partnership with our community, provides impartial, ethical and professional law enforcement service and protection. Through open communications, we strive to build upon the trust and confidence of our citizens and to all those who may live, work, visit or travel through our wonderful community. We are committed to the protection of life and property as well as improving the quality of life without bias or prejudice and with respect for the rights of all people, ensuring a safe and secure community for all.

PROJECT DESCRIPTION	FY21-22	FY22-23	FY23-24	FY24-25	FY25-26	FUTURE	TOTAL
Vehicle Replacement	153,000	153,000	153,000	153,000	153,000	-	765,000
TOTAL	**$ 153,000**	**$ 153,000**	**$ 153,000**	**$ 153,000**	**$ 153,000**	**$ -**	**$ 765,000**

EXPENDITURE CLASSIFICATION	FY21-22	FY22-23	FY23-24	FY24-25	FY25-26	FUTURE	TOTAL
Planning/Design/Engineering	-	-	-	-	-	-	-
Land	-	-	-	-	-	-	-
Construction	-	-	-	-	-	-	-
Equipment	153,000	153,000	153,000	153,000	153,000	-	765,000
TOTAL	**$ 153,000**	**$ 153,000**	**$ 153,000**	**$ 153,000**	**$ 153,000**	**$ -**	**$ 765,000**

REVENUE CLASSIFICATION	FY21-22	FY22-23	FY23-24	FY24-25	FY25-26	FUTURE	TOTAL
Operating Revenues	153,000	153,000	153,000	153,000	153,000	-	765,000
Debt/Financing	-	-	-	-	-	-	-
Grant	-	-	-	-	-	-	-
Other	-	-	-	-	-	-	-
TOTAL	**$ 153,000**	**$ 153,000**	**$ 153,000**	**$ 153,000**	**$ 153,000**	**$ -**	**$ 765,000**

Potential Grants	-	-	-	-	-	-	-
From Capital Reserve	-	-	-	-	-	-	-
Recon to Operating Budget	153,000	153,000	153,000	153,000	153,000	-	765,000

CIP PROJECT REQUEST FORM

PROJECT TITLE:	DEPARTMENT:	NUMBER:	PRIORITY:	PRIORITY:
Patrol Vehicles Replacement	Police		ORGANIZATIONAL	DEPARTMENTAL 1

DESCRIPTION:
The police department will replace four aging high mileage vehicles in the 2018-2019 budget year. The vehicles to be replaced are 2 twelve year old Ford Crown Vics and 2 ten year old Ford Crown Vics. The mileage on these vehicles range from 105,000 to 129,000 miles. While high mileage effects the entire vehicle, the suspensions particularly can be a serious liability in pursuits or emergency response. By purchasing 4 vehicles in the current budget year, the Police Department will be able to return to the regular schedule of replacing two vehicles per year, and vehicles will age out at eight years, with mileage estimated to be under 100,000 (the national average is 80,000). Also, with the purchase of vehicles from this year moving forward, the department will invest in the 100,000 mile extended warranty as this will ultimately cover the majority of issues that occur in the higher mileage of the vehicles that are normally out of warranty. The department will purchase three separate four-wheel drive Ford Explorer Interceptors and one four-wheel drive Dodge Truck (1500 SSV Crew Cab).

EXPENDITURE CLASSIFICATION

	FY21-22	FY22-23	FY23-24	FY24-25	FY25-26	FY 24-25	FUTURE	TOTAL
Planning/Design/Engineering	-	-	-	-	-		-	-
Land	-	-	-	-	-		-	-
Construction	-	-	-	-	-		-	-
Equipment	153,000	153,000	153,000	153,000	153,000		-	765,000
TOTAL	**$ 153,000**	**$ 153,000**	**$ 153,000**	**$ 153,000**	**$ 153,000**		**$ -**	**$ 765,000**

REVENUE CLASSIFICATION	FY21-22	FY22-23	FY23-24	FY24-25	FY25-26	FY 24-25	FUTURE	TOTAL
Operating Revenues	153,000	153,000	153,000	153,000	153,000		-	765,000
Debt/Financing	-	-	-	-	-		-	-
Grant	-	-	-	-	-		-	-
Other	-	-	-	-	-		-	-
TOTAL	**$ 153,000**	**$ 153,000**	**$ 153,000**	**$ 153,000**	**$ 153,000**		**$ -**	**$ 765,000**

CIP PROJECT REQUEST FORM

PROJECT TITLE:	DEPARTMENT:	NUMBER:	PRIORITY: ORGANIZATIONAL	PRIORITY: DEPARTMENTAL
DESCRIPTION:				

EXPENDITURE CLASSIFICATION	**FY21-22**	**FY22-23**	**FY23-24**	**FY24-25**	**FY25-26**	**FUTURE**	**TOTAL**
Planning/Design/Engineering	-	-	-	-	-	-	-
Land	-	-	-	-	-	-	-
Construction	18,000	-	-	-	-	-	18,000
Equipment	-	-	-	-	-	-	-
TOTAL	**$ 18,000**	**$ -**	**$ -**	**$ -**	**$ -**	**$ -**	**$ 18,000**

REVENUE CLASSIFICATION	**FY21-22**	**FY22-23**	**FY23-24**	**FY24-25**	**FY25-26**	**FUTURE**	**TOTAL**
Operating Revenues	-	-	-	-	-	-	-
Debt/Financing	-	-	-	-	-	-	-
Grant	-	-	-	-	-	-	-
Other	-	-	-	-	-	-	-
TOTAL	**$ -**	**$ -**	**$ -**	**$ -**	**$ -**	**$ -**	**$ -**

5300 - FIRE DEPARTMENT
SUMMARY

The Fire Department, through the efforts of proper planning, management of resources and fiscal control, provides a level of professional fire and rescue services equal to the growth of the town and fire district, therefore sustaining the best possible Department of Insurance Rating for the commercial and residential property owners in the community.

PROJECT DESCRIPTION	FY 21-22	FY 22-23	FY 23-24	FY 24-25	FY 25-26	FUTURE	TOTAL
Living quarters updates	-	100,000	-	-	-	-	100,000
Repl truck for Chief and conversion	75,000	50,000	-	-	-	-	125,000
Engine 41 - Capital Reserve	80,000	100,000	125,000	100,000	-	-	405,000
Repl of 1998 ATV	-	15,000	-	-	-		15,000
Tanker 42	-	300,000	-	-	-		300,000
Engine 43	-	-	450,000	-	-		450,000
Truck 4	-	75,000	-	-	-		75,000
Brush Truck	-	125,000	-	-	-		125,000
Rescue 41	-	150,000	-	-	-		150,000
Tanker 43	-	-	-	300,000	-		300,000
TOTALS	**$ 155,000**	**$ 915,000**	**$ 575,000**	**$ 400,000**	**$ -**	**$ -**	**$2,045,000**

EXPENSE CLASSIFICATION	FY 21-22	FY 22-23	FY 23-24	FY 24-25	FY 25-26	FUTURE	TOTAL
Planning/Design/Engineering	-	-	-	-	-		-
Land	-	-	-	-	-		-
Construction	-	100,000	-	-	-		100,000
Equipment	155,000	740,000	575,000	400,000	-		1,870,000
TOTALS	**$ 155,000**	**$ 840,000**	**$ 575,000**	**$ 400,000**	**$ -**		**$1,970,000**

REVENUE CLASSIFICATION	FY 21-22	FY 22-23	FY 23-24	FY 24-25	FY 25-26	FUTURE	TOTAL
Operating Revenues	155,000	840,000	575,000	400,000	-		1,970,000
Debt/Financing	-	-	-	-	-		-
Grant	-	-	-	-	-		-
Other	-	-	-	-	-		-
TOTALS	**$ 155,000**	**$ 840,000**	**$ 575,000**	**$ 400,000**	**$ -**		**$1,970,000**

Potential Grants	-	-	-	-	-		-
From Capital Reserve		-					-
Recon to Operating Budget	$ 155,000	$ 840,000	$ 575,000	$ 400,000	$ -	$ -	1,970,000

CIP PROJECT REQUEST FORM

PROJECT TITLE:	DEPARTMENT:	NUMBER:	PRIORITY:	PRIORITY:
Updates to living quarters at the main station	Fire	10-10-5300-730	ORGANIZATIONAL	DEPARTMENTAL

DESCRIPTION:

The Fire Department moved into its present location in 1987. Over time, the floors have settled, causing cracks in the floor and movement in the walls, with the bathroom floor specifically dropping by a 1/2 inch. The kitchen is a small residential grade style kitchen with only room, and cannot accomodate the high numbers of users. Throughout the building, the windows are not insulated, causing the building to not be energy efficient. The Fire Department does have room to expand, since combining training rooms with the Police Department. The department would like to make a bigger commerical grade kitchen, expand the living quarters and bathrooms, and make the building more energy efficient by replacing windows and doors. The major benefits to be gained from this project include, a bigger and better kitchen, separate sleeping quarters (as opposed to the current dorm style) to provide more privacy and more restful sleeping, and more privacy in the restroom and shower areas. These upgrades will provide a more user friendly space for the Town's firefighters to work and live for their shifts. The Town contributed $175,000 to the Capital Reserve Fund in FY16-17 for this project, FY 17-18, and FY 18-19, and the Fire Department is requesting $100,000 in FY19-20 for this project, to cover all costs associated with the project.

EXPENSE CLASSIFICATION	**FY 21-22**	**FY 22-23**	**FY 23-24**	**FY 24-25**	**FY 25-26**	**FY 24-25**	**FUTURE**	**TOTAL**
Planning/Design/Engineering	-	-	-	-	-		-	-
Land	-	-	-	-	-		-	-
Construction	-	100,000	-	-	-		-	100,000
Equipment	-	-	-	-	-		-	-
TOTAL	**$ -**	**$ 100,000**	**$ -**	**$ -**	**$ -**		**$ -**	**$ 100,000**

REVENUE CLASSIFICATION	**FY 21-22**	**FY 22-23**	**FY 23-24**	**FY 24-25**	**FY 25-26**	**FY 24-25**	**FUTURE**	**TOTAL**
Operating Revenues	-	100,000	-	-	-		-	100,000
Debt/Financing	-	-	-	-	-		-	-
Grant	-	-	-	-	-		-	-
Other	-	-	-	-	-		-	-
TOTAL	**$ -**	**$ 100,000**	**$ -**	**$ -**	**$ -**		**$ -**	**$ 100,000**

CIP PROJECT REQUEST FORM

PROJECT TITLE:	DEPARTMENT:	NUMBER:	PRIORITY:	PRIORITY:
Command Vehicle 401	Fire	10-10-5300-730	ORGANIZATIONAL	DEPARTMENTAL

DESCRIPTION:

The Chief's current vehicle (Truck-401) does not operate well as a mobile command post. It also needs about $8,000 worth of mechanical issues, including high oil usage, electrical issues, a water leak in the cab, and non-working cruise control. This vehicle is used for emergency response as well as a mobile command post. The current pickup truck has not been user friendly for a command post, basically due to the fact that all the equipment is stored in the bed of the truck, which does have a cover and thus allows moisture and dirt to gather inside. This is a particular problem during inclement weather, as you cannot get in warm and dry areas to work. This vehicle is 11 years old and could be used for other functions for the FD.

EXPENSE CLASSIFICATION	FY 21-22	FY 22-23	FY 23-24	FY 24-25	FY 25-26	FY 24-25	FUTURE	TOTAL
Planning/Design/Engineering	-	-	-	-	-		-	-
Land	-	-	-	-	-		-	-
Construction		-	-	-	-		-	-
Equipment	-	50,000	-	-	-		-	50,000
TOTAL	**$ -**	**$ 50,000**	**$ -**	**$ -**	**$ -**		**$ -**	**$ 50,000**

REVENUE CLASSIFICATION	FY 21-22	FY 22-23	FY 23-24	FY 24-25	FY 25-26	FY 24-25	FUTURE	TOTAL
Operating Revenues	-	50,000	-	-	-		-	50,000
Debt/Financing	-	-	-	-	-		-	-
Grant	-	-	-	-	-		-	-
Other	-	-	-	-	-		-	-
TOTAL	**$ -**	**$ 50,000**	**$ -**	**$ -**	**$ -**		**$ -**	**$ 50,000**

CIP PROJECT REQUEST FORM

PROJECT TITLE:	DEPARTMENT:	NUMBER:	PRIORITY:	PRIORITY:
E-41, Urban Interface Pumper Replacement	Fire	10-10-5300-730	ORGANIZATIONAL	DEPARTMENTAL

DESCRIPTION:

Engine 41 is a 1997 4 wheel drive pumper with a Compressed Air Foam System (CAFS). (CAFS) is an added extra feature costing over $50,000 which allows the vehicle to be used to combat wildland fires that at times threaten homes. The pumper also serves as the First Out Pumper to fires in the East Buncombe Fire District. The truck is also used in mutual aid response within Buncombe County, and in other areas of the State. The truck is 21 years old, and the Town needs to start the process of replacing it with another truck with similar capabilities. It is important that the Town keeps First Out Pumpers on a twenty year rotation, as these vehicles are critical to the Town's insurance rating. I recommend this engine be put in as a spare engine and placed at Station 3

EXPENSE CLASSIFICATION	FY 21-22	FY 22-23	FY 23-24	FY 24-25	FY 25-26	FY 24-25	FUTURE	TOTAL
Planning/Design/Engineering	-	-	-	-	-		-	-
Land	-	-	-	-	-		-	-
Construction	-	-	-	-	-		-	-
Equipment	80,000	100,000	125,000	100,000			-	405,000
TOTAL	**$ 80,000**	**$ 100,000**	**$ 125,000**	**$ 100,000**	**$ -**		**$ -**	**$ 405,000**

REVENUE CLASSIFICATION	FY 21-22	FY 22-23	FY 23-24	FY 24-25	FY 25-26	FY 24-25	FUTURE	TOTAL
Operating Revenues	80,000	100,000	125,000	100,000	-		-	405,000
Debt/Financing	-	-	-	-	-		-	-
Grant	-	-	-	-	-		-	-
Other	-	-	-	-	-		-	-
TOTAL	**$ 80,000**	**$ 100,000**	**$ 125,000**	**$ 100,000**	**$ -**		**$ -**	**$ 405,000**

CIP PROJECT REQUEST FORM

PROJECT TITLE:	DEPARTMENT:	NUMBER:	PRIORITY:	PRIORITY:
ATV 4 1998	Fire	10-10-5300-730	ORGANIZATIONAL	DEPARTMENTAL 6

DESCRIPTION:

The 1998 ATV is used for Search and Rescue, Standby's, Mutual Aid, Training and any other event that may come about. This vehicle has been giving us trouble for many years, we have rebuilt the carburetor several times, the transmission slips and breaks gets hot pulling the ATRAC with a patient on it. This vehicle provides us the ability to reach areas that no other vehicle we have can due to it's size.

EXPENSE CLASSIFICATION	FY 21-22	FY 22-23	FY 23-24	FY 24-25	FY 25-26	FY 24-25	FUTURE	TOTAL
Planning/Design/Engineering	-	-	-	-	-			-
Land	-	-	-	-	-			-
Construction	-	-	-	-	-			-
Equipment		15,000	-	-	-			15,000
TOTAL	**$ -**	**$ 15,000**	**$ -**	**$ -**	**$ -**			**$ 15,000**

REVENUE CLASSIFICATION	FY 21-22	FY 22-23	FY 23-24	FY 24-25	FY 25-26	FY 24-25	FUTURE	TOTAL
Operating Revenues	-	15,000	-	-	-			15,000
Debt/Financing	-	-	-	-	-			-
Grant	-	-	-	-	-			-
Other	-	-	-	-	-			-
TOTAL	**$ -**	**$ 15,000**	**$ -**	**$ -**	**$ -**			**$ 15,000**

CIP PROJECT REQUEST FORM

PROJECT TITLE:	DEPARTMENT:	NUMBER:	PRIORITY:	PRIORITY:
Tanker 42 Freightliner	Fire	10-10-5300-730	ORGANIZATIONAL	DEPARTMENTAL 11

DESCRIPTION:

This is a 1993 Refurbished Freightliner Tanker that carries 1800 gallons of water. It is vital to our insurance rating, as it factors into our water delivery capabilities. This truck also responds with our Urban Interface Team both in our district and mututal aid to other districts.Maintenance on this vehilce tends to be challenging due to its age. We have already patched the tank on this truck. The age alone makes this vehicle outdated and in need of being replaced.

EXPENSE CLASSIFICATION	FY 21-22	FY 22-23	FY 23-24	FY 24-25	FY 25-26	FY 24-25	TOTAL
Planning/Design/Engineering	-	-	-	-	-		-
Land	-	-	-	-	-		-
Construction	-	-	-		-		-
Equipment	-	300,000	-	-	-		300,000
TOTAL	**$ -**	**$ 300,000**	**$ -**	**$ -**	**$ -**		**$ 300,000**

REVENUE CLASSIFICATION	FY 21-22	FY 22-23	FY 23-24	FY 24-25	FY 25-26	FY 24-25	TOTAL
Operating Revenues	-	300,000	-	-	-		300,000
Debt/Financing	-	-	-	-	-		-
Grant	-	-	-	-	-		-
Other	-	-	-	-	-		-
TOTAL	**$ -**	**$ 300,000**	**$ -**	**$ -**	**$ -**		**$ 300,000**

CIP PROJECT REQUEST FORM

PROJECT TITLE:	DEPARTMENT:	NUMBER:	PRIORITY:	PRIORITY:
Engine 43 E-One	Fire	10-10-5300-730	ORGANIZATIONAL	DEPARTMENTAL 9

DESCRIPTION:

This is a 1984 E-One Pumper that has 750 gallons of water which is capable of pumping 1250 gallons a minute. This Engine has the seating capacity of 4, the rear two seating does not meet current NFPA regulations because it has no seat belts and safety bars to keep firefighters from coming out during a motor vehicle accident, also the rear seating is open and not enclosed in a cab. We also use this engine when one of our first out engines goes down for maintenance. The age alone makes this vehicle outdated and in need of being replaced.

EXPENSE CLASSIFICATION	FY 21-22	FY 22-23	FY 23-24	FY 24-25	FY 25-26	FY 24-25	FUTURE	TOTAL
Planning/Design/Engineering	-	-	-	-	-			-
Land	-	-	-	-	-			-
Construction	-	-	-	-				-
Equipment	-	-	450,000	-	-			450,000
TOTAL	**$ -**	**$ -**	**$ 450,000**	**$ -**	**$ -**			**$ 450,000**

REVENUE CLASSIFICATION	FY 21-22	FY 22-23	FY 23-24	FY 24-25	FY 25-26	FY 24-25	FUTURE	TOTAL
Operating Revenues	-	-	450,000	-	-			450,000
Debt/Financing	-	-	-	-	-			-
Grant	-	-	-	-	-			-
Other	-	-	-	-	-			-
TOTAL	**$ -**	**$ -**	**$ 450,000**	**$ -**	**$ -**			**$ 450,000**

CIP PROJECT REQUEST FORM

PROJECT TITLE:	DEPARTMENT:	NUMBER:	PRIORITY:	PRIORITY:
Truck 4 Replacement	Fire	10-10-5300-730	ORGANIZATIONAL	DEPARTMENTAL 7

DESCRIPTION:
This 15 year old vehicle is not safe to use in emergency responses and would take approx $2500.00 to $3000.00 to bring this truck up to safe emergency response level.

Truck 4 is a 2004 Chevrolet 2500 HD pickup truck that respondes to Emergency Call both in the Fire District as well as mutual aid calls to other departments. It is also used as a utility vehicle for many other task outside of emergency response. We would replace it with a similar type vehicle that would do the same type jobs as this one. I would also contend that we keep this vehicle and use it for non emergency response.

EXPENSE CLASSIFICATION	FY 21-22	FY 22-23	FY 23-24	FY 24-25	FY 25-26	FY 24-25	FUTURE	TOTAL
Planning/Design/Engineering	-	-	-	-	-			-
Land	-	-	-	-	-			-
Construction	-	-	-	-	-			-
Equipment	75,000		-	-	-			75,000
TOTAL	**$ 75,000**	**$ -**	**$ -**	**$ -**	**$ -**			**$ 75,000**

REVENUE CLASSIFICATION	FY 21-22	FY 22-23	FY 23-24	FY 24-25	FY 25-26	FY 24-25	TOTAL
Operating Revenues	75,000	-	-	-	-		75,000
Debt/Financing	-	-	-	-	-		-
Grant	-	-	-	-	-		-
Other	-	-	-	-	-		-
TOTAL	**$ 75,000**	**$ -**	**$ -**	**$ -**	**$ -**		**$ 75,000**

CIP PROJECT REQUEST FORM

PROJECT TITLE:	DEPARTMENT:	NUMBER:	PRIORITY:	PRIORITY:
Brush Truck Replacement	Fire	10-10-5300-730	ORGANIZATIONAL	DEPARTMENTAL 7

DESCRIPTION:

Brush 4 is a 1999 Ford Super Duty that responds to many different emergencies other that just brush fires. The department uses it to respond to trees down, power lines down, smoke reports, rubbish fires, and many other situations. The truck is also used for first out vehicles in inclement weather, ahead of the pumpers. The department is requesting to replace it with a similar type vehicle and move the current Brush Truck to Station 2 for response in the south end of our fire district. Often, when responding to multiple calls pumpers are currently being sent to calls that would be more appropriatately served by a smaller truck.

EXPENSE CLASSIFICATION	FY 21-22	FY 22-23	FY 23-24	FY 24-25	FY 25-26	FY 24-25	FUTURE	TOTAL
Planning/Design/Engineering	-	-	-	-	-			-
Land	-	-	-	-	-			-
Construction	-	-	-	-	-			-
Equipment	-	125,000	-	-	-			125,000
TOTAL	**$ -**	**$ 125,000**	**$ -**	**$ -**	**$ -**			**$ 125,000**

REVENUE CLASSIFICATION	FY 21-22	FY 22-23	FY 23-24	FY 24-25	FY 25-26	FY 24-25	FUTURE	TOTAL
Operating Revenues	-	125,000	-	-	-			125,000
Debt/Financing	-	-	-	-	-			-
Grant	-	-	-	-	-			-
Other	-	-	-	-	-			-
TOTAL	**$ -**	**$ 125,000**	**$ -**	**$ -**	**$ -**			**$ 125,000**

CIP PROJECT REQUEST FORM

PROJECT TITLE:	Department:	Number:	PRIORITY:	PRIORITY:
Rescue 41 Medium Rescue Replacement	Fire	10-10-5300-730	ORGANIZATIONAL	DEPARTMENTAL 8

DESCRIPTION:

Rescue 41 is a 1998 Ford F450 Super Duty and is the departments medium rescue vehicle that responds to emergencies in areas that need 4 wheel drive to transport patients out to a county ambulance. It also is used to keep patients out of the elements while waiting on the county ambulance to arrive. This vehicle is vital to us because of our different districts and the difficult access to many areas.

EXPENSE CLASSIFICATION	FY 21-22	FY 22-23	FY 23-24	FY 24-25	FY 25-26	FY 24-25	FUTURE	TOTAL
Planning/Design/Engineering	-	-	-	-	-			-
Land	-	-	-	-	-			-
Construction	-	-	-	-	-			-
Equipment	-	150,000		-	-			150,000
TOTAL	**$ -**	**$ 150,000**	**$ -**	**$ -**	**$ -**			**$ 150,000**

REVENUE CLASSIFICATION	FY 21-22	FY 22-23	FY 23-24	FY 24-25	FY 25-26	FY 24-25	FUTURE	TOTAL
Operating Revenues	-	150,000	-	-	-			150,000
Debt/Financing	-	-	-	-	-			-
Grant	-	-	-	-	-			-
Other	-	-	-	-	-			-
TOTAL	**$ -**	**$ 150,000**	**$ -**	**$ -**	**$ -**			**$ 150,000**

CIP PROJECT REQUEST FORM

PROJECT TITLE:	DEPARTMENT:	NUMBER:	PRIORITY:	PRIORITY:
Tanker 43 Ford	Fire	10-10-5300-730	ORGANIZATIONAL	DEPARTMENTAL 10

EXPENSE CLASSIFICATION	FY 21-22	FY 22-23	FY 23-24	FY 24-25	FY 25-26	FY 24-25	FUTURE	TOTAL
Planning/Design/Engineering	-	-	-	-	-			-
Land	-	-	-	-	-			-
Construction	-	-	-		-			-
Equipment	-	-	-	300,000	-			300,000
TOTAL	**$ -**	**$ -**	**$ -**	**$ 300,000**	**$ -**			**$ 300,000**

REVENUE CLASSIFICATION	FY 21-22	FY 22-23	FY 23-24	FY 24-25	FY 25-26	FY 24-25	FUTURE	TOTAL
Operating Revenues	-	-	-	300,000	-			300,000
Debt/Financing	-	-	-	-	-			-
Grant	-	-	-	-	-			-
Other	-	-	-	-	-			-
TOTAL	**$ -**	**$ -**	**$ -**	**$ 300,000**	**$ -**			**$ 300,000**

5600 - STREETS DEPARTMENT
SUMMARY

The Streets Department is responsible for providing safe roadways and sidewalks, including the repair and maintenance of storm drain, mowing and tree maintenance. Additional responsibilities include sanitation, ice and snow removal, emergency operations, and special projects and assignments.

PROJECT DESCRIPTION	FY21-22	FY22-23	FY23-24	FY24-25	FY25-26	FUTURE	TOTAL
Ram 2500 Crew Cab	54,500	-	-	-	-	-	54,500
Street Paving	250,000	250,000	250,000	250,000	250,000	250,000	1,500,000
Street Striping	25,000	25,000	25,000	25,000	25,000	25,000	150,000
Dump Truck	169,800	-	-	-	-	-	169,800
TOTAL	**$ 499,300**	**$ 275,000**	**$ 275,000**	**$ 275,000**	**$ 275,000**	**$ 275,000**	**$ 1,874,300**

EXPENSE CLASSIFICATION	FY21-22	FY22-23	FY23-24	FY24-25	FY25-26	FUTURE	TOTAL
Planning/Design/Engineering	-	-	-	-	-	-	-
Land	-	-	-	-	-	-	-
Construction	275,000	275,000	275,000	275,000	275,000	275,000	1,650,000
Equipment	224,300	-	-	-	-	-	224,300
TOTAL	**$ 499,300**	**$ 275,000**	**$ 275,000**	**$ 275,000**	**$ 275,000**	**$ 275,000**	**$ 1,874,300**

REVENUE CLASSIFICATION	FY21-22	FY22-23	FY23-24	FY24-25	FY25-26	FUTURE	TOTAL
Operating Revenues	499,300	275,000	275,000	275,000	275,000	275,000	1,874,300
Debt/Financing	-	-	-	-	-	-	-
Grant	169,800	-	-	-	-	-	169,800
Other	-	-	-	-	-	-	-
TOTAL	**$ 669,100**	**$ 275,000**	**$ 275,000**	**$ 275,000**	**$ 275,000**	**$ 275,000**	**$ 2,044,100**

Potential Grants	(169,800)	-	-	-	-	-	(169,800)
From Capital Reserve	-	-	-	-	-	-	-
Recon to Operating Budget	499,300	275,000	275,000	275,000	275,000	275,000	1,874,300

CIP PROJECT REQUEST FORM

PROJECT TITLE:	DEPARTMENT:	NUMBER:	PRIORITY:	PRIORITY:
RAM 2500 Crew Cab 4x4 with plow	Public Services - Streets		ORGANIZATIONAL	DEPARTMENTAL 1

DESCRIPTION:

This is to purchase a 2019 RAM 2500 Crew Cab 4x4 equiped with a Cummins Diesel and snow prep package. This truck would be used in the daily operations of the department to include snow removal. This truck would replace a 2001 Ford Crew Cab 4x4 used in the daily operations of the department to include snow removal. This vehicle has cost the Department over $9,000 dollars in maintenance expense in the past couple years due to age and ware.

EXPENSE CLASSIFICATION	FY21-22	FY22-23	FY23-24	FY24-25	FY25-26	FUTURE	TOTAL
Planning/Design/Engineering	-	-	-	-	-	-	-
Land	-	-	-	-	-	-	-
Construction	-	-	-	-	-	-	-
Equipment	54,500	-	-	-	-	-	54,500
TOTAL	**$ 54,500**	**$ -**	**$ -**	**$ -**	**$ -**	**$ -**	**$ 54,500**

REVENUE CLASSIFICATION	FY21-22	FY22-23	FY23-24	FY24-25	FY25-26	FUTURE	TOTAL
Operating Revenues	54,500	-	-	-	-	-	54,500
Debt/Financing	-	-	-	-	-	-	-
Grant	-	-	-	-	-	-	-
Other	-	-	-	-	-	-	-
TOTAL	**$ 54,500**	**$ -**	**$ -**	**$ -**	**$ -**	**$ -**	**$ 54,500**

CIP PROJECT REQUEST FORM

PROJECT TITLE:	DEPARTMENT:	NUMBER:	PRIORITY:	PRIORITY:
Street Paving	Streets		ORGANIZATIONAL	DEPARTMENTAL 1

DESCRIPTION:

This project sets aside an annual appropriation to maintain streets within the Town. Current NCDOT standards state the life span of a road is 15 years. This life expectancy can vary depending on seasonal weather patterns, locations, etc. With 44+ miles of roads within the city limits on a 15 year cycle, we should be paving 3+ miles of road every year in order to maintain adequate infrastructure.

EXPENSE CLASSIFICATION	**FY21-22**	**FY22-23**	**FY23-24**	**FY24-25**	**FY25-26**	**FUTURE**	**TOTAL**
Planning/Design/Engineering	-	-	-	-	-	-	-
Land	-	-	-	-	-	-	-
Construction	250,000	250,000	250,000	250,000	250,000	250,000	1,500,000
Equipment	-	-	-	-	-	-	-
TOTAL	**$ 250,000**	**$ 250,000**	**$ 250,000**	**$ 250,000**	**$ 250,000**	**$ 250,000**	**$ 1,500,000**

REVENUE CLASSIFICATION	**FY21-22**	**FY22-23**	**FY23-24**	**FY24-25**	**FY25-26**	**FUTURE**	**TOTAL**
Operating Revenues	250,000	250,000	250,000	250,000	250,000	250,000	1,500,000
Debt/Financing	-	-	-	-	-	-	-
Grant	-	-	-	-	-	-	-
Other	-	-	-	-	-	-	-
TOTAL	**$ 250,000**	**$ 250,000**	**$ 250,000**	**$ 250,000**	**$ 250,000**	**$ 250,000**	**$ 1,500,000**

CIP PROJECT REQUEST FORM

PROJECT TITLE:	DEPARTMENT:	NUMBER:	PRIORITY:	PRIORITY:
Street Striping	Streets		ORGANIZATIONAL	DEPARTMENTAL 1

DESCRIPTION:

There are approximately 44+ miles of streets within the city limits. Many of these streets have either a single or double line stripe. The stripes should be repainted every three years to maintain visibility and reduce traffice flow issues.

EXPENSE CLASSIFICATION	FY21-22	FY22-23	FY23-24	FY24-25	FY25-26	FUTURE	TOTAL
Planning/Design/Engineering	-	-	-	-	-	-	-
Land	-	-	-	-	-	-	-
Construction	25,000	25,000	25,000	25,000	25,000	25,000	150,000
Equipment	-	-	-	-	-	-	-
TOTAL	**$ 25,000**	**$ 25,000**	**$ 25,000**	**$ 25,000**	**$ 25,000**	**$ 25,000**	**$ 150,000**

REVENUE CLASSIFICATION	FY21-22	FY22-23	FY23-24	FY24-25	FY25-26	FUTURE	TOTAL
Operating Revenues	25,000	25,000	25,000	25,000	25,000	25,000	150,000
Debt/Financing	-	-	-	-	-	-	-
Grant	-	-	-	-	-	-	-
Other	-	-	-	-	-	-	-
TOTAL	**$ 25,000**	**$ 25,000**	**$ 25,000**	**$ 25,000**	**$ 25,000**	**$ 25,000**	**$ 150,000**

CIP PROJECT REQUEST FORM

PROJECT TITLE:	DEPARTMENT:	NUMBER:	PRIORITY:	PRIORITY:
Dump Truck	Public Services - Streets		ORGANIZATIONAL	DEPARTMENTAL 1

DESCRIPTION:

This is to purchase a 2019 Ford F-750 Dump Truck with a 6.7 litre diesel engine, equiped with a 14' steel contractor dump bed with 36" sides, with an air dump thru barn style tail gate, electric tarping system and a pintle hitch and plate. This truck would replace a 1997 Ford F Series Dump Truck that is run down due to age and use. The PTO cables have been replaced numerous times due to a poor design. The bed has been patched numerous times due to wear and use. The cab is in poor condition. The front end is starting to cause problems that will most likely require an extensive rebuild of the front end, and the engine needs to be rebuilt. Total cost of these repairs is estimated to be over $25,000, and with the age of the truck, parts are becoming much more difficult to locate.

EXPENSE CLASSIFICATION	FY21-22	FY22-23	FY23-24	FY24-25	FY25-26	FUTURE	TOTAL
Planning/Design/Engineering	-	-	-	-	-	-	-
Land	-	-	-	-	-	-	-
Construction	-	-	-	-	-	-	-
Equipment	169,800	-	-	-	-	-	169,800
TOTAL	**$ 169,800**	**$ -**	**$ -**	**$ -**	**$ -**	**$ -**	**$ 169,800**

REVENUE CLASSIFICATION	FY21-22	FY22-23	FY23-24	FY24-25	FY25-26	FUTURE	TOTAL
Operating Revenues		-	-	-	-	-	-
Debt/Financing	-	-	-	-	-	-	-
Grant	169,800	-	-	-	-	-	169,800
Other	-	-	-	-	-	-	-
TOTAL	**$ 169,800**	**$ -**	**$ -**	**$ -**	**$ -**	**$ -**	**$ 169,800**

5700 - POWELL BILL DEPARTMENT
SUMMARY

Powell Bill funds are allocated to municipalities by the State under provisions of G.S. 136-41.2 for the purpose of maintaining public roads and thoroughfares, following restrictions and specific guidelines.

PROJECT DESCRIPTION	FY21-22	FY 22-23	FY 23-24	FY 24-25	FY 25-26	FUTURE	TOTAL
Sidewalk Replacement	20,000	25,000	25,000	25,000	25,000	-	120,000
Street Paving	250,000	250,000	250,000	250,000	250,000	250,000	1,500,000
Highway 9 Sidewalk	100,000	-	-	-	-	-	100,000
Bridge Replacement	-		800,000	-	-	-	800,000
Flat Creek Sidewalk Extension	-	-	75,000	-	-	-	75,000
TOTALS	**$ 370,000**	**$ 275,000**	**$1,150,000**	**$ 275,000**	**$ 275,000**	**$ 250,000**	**$ 2,595,000**

EXPENSE CLASSIFICATIONS	FY21-22	FY 22-23	FY 23-24	FY 24-25	FY 25-26	FUTURE	TOTAL
Planning/Design/Engineering	20,000	20,000	20,000	20,000	-	-	330,000
Land	-	-	-	-	-	-	-
Construction	270,000	275,000	1,150,000	275,000	275,000	250,000	2,495,000
Equipment	-	-	-	-	-	-	-
TOTALS	**$ 290,000**	**$ 295,000**	**$1,170,000**	**$ 295,000**	**$ 275,000**	**$ 250,000**	**$ 2,825,000**

REVENUE CLASSIFICATIONS	FY21-22	FY 22-23	FY 23-24	FY 24-25	FY 25-26	FUTURE	TOTAL
Operating Revenues	120,000	285,000	200,000	125,000	25,000	-	755,000
Debt/Financing	-	-	-	-	-	-	-
Grant	-	640,000	-	-	-	-	640,000
Other	-	-	-	-	-	-	-
TOTALS	**$ 120,000**	**$ 925,000**	**$ 200,000**	**$ 125,000**	**$ 25,000**	**$ -**	**$ 1,395,000**

Potential Grants	-	(640,000)	-	-	-	-	(640,000)
From Capital Reserve	-	-	-	-	-	-	-
Recon to Operating Budget	120,000	285,000	200,000	125,000	25,000	-	755,000

CIP PROJECT REQUEST FORM

PROJECT TITLE:	DEPARTMENT:	NUMBER:	PRIORITY:	PRIORITY:
Sidewalk Replacement/Repair	Powell Bill		ORGANIZATIONAL	DEPARTMENTAL 3

DESCRIPTION:

There are several locations throughout the Town where sidewalks have fallen into a state of disrepair and need to be repaired in order to more appropriately facilitate the flow of pedestrian traffic. The funding for this program does not include the construction of new sidewalks, but rather the renovation, repair and replacement of existing sidewalks. It should be noted that the funding for this project is likely not sufficient to maintain a high level of maintenance on the Town's sidewalk system and more funding would allow higher standards of repair.

EXPENSE CLASSIFICATION	FY21-22	FY 22-23	FY 23-24	FY 24-25	FY 25-26	FY 24-25	FUTURE	TOTAL
Planning/Design/Engineering	-	-	-	-	-		-	-
Land	-	-	-	-	-		-	-
Construction	20,000	25,000	25,000	25,000	25,000		-	120,000
Equipment	-	-	-	-	-		-	-
TOTAL	**$ 20,000**	**$ 25,000**	**$ 25,000**	**$ 25,000**	**$ 25,000**		**$ -**	**$ 120,000**

REVENUE CLASSIFICATION	FY21-22	FY 22-23	FY 23-24	FY 24-25	FY 25-26	FY 24-25	FUTURE	TOTAL
Operating Revenues	20,000	25,000	25,000	25,000	25,000		-	120,000
Debt/Financing	-	-	-	-	-		-	-
Grant	-	-	-	-	-		-	-
Other	-	-	-	-	-		-	-
TOTAL	**$ 20,000**	**$ 25,000**	**$ 25,000**	**$ 25,000**	**$ 25,000**		**$ -**	**$ 120,000**

CIP PROJECT REQUEST FORM

PROJECT TITLE:	DEPARTMENT:	NUMBER:	PRIORITY:	PRIORITY:
NC Hwy 9 Sidewalk Phase 1	Powell Bill		ORGANIZATIONAL	DEPARTMENTAL 4

DESCRIPTION:

This is phase 1 of a 4 phase sidewalk project that, at completion, will run from Blue Ridge Road to Old Lakey Gap Road. Linear footage of phase 1 TBD.

EXPENSE CLASSIFICATION	**FY21-22**	**FY 22-23**	**FY 23-24**	**FY 24-25**	**FY 25-26**	**FY 24-25**	**FUTURE**	**TOTAL**
Planning/Design/Engineering	20,000	20,000	20,000	20,000	-		-	80,000
Land	-	-	-	-	-		-	-
Construction	80,000	80,000	80,000	80,000	-		-	320,000
Equipment	-	-	-	-	-		-	-
TOTAL	**$ 100,000**	**$ 100,000**	**$ 100,000**	**$ 100,000**	**$ -**	**$**	**$ -**	**$ 400,000**

REVENUE CLASSIFICATION	**FY21-22**	**FY 22-23**	**FY 23-24**	**FY 24-25**	**FY 25-26**	**FY 24-25**	**FUTURE**	**TOTAL**
Operating Revenues	100,000	100,000	100,000	100,000	-		-	400,000
Debt/Financing	-	-	-	-	-		-	-
Grant	-	-	-	-	-		-	-
Other	-	-	-	-	-		-	-
TOTAL	**$ 100,000**	**$ 100,000**	**$ 100,000**	**$ 100,000**	**$ -**	**$**	**$ -**	**$ 400,000**

CIP PROJECT REQUEST FORM

PROJECT TITLE:	DEPARTMENT:	NUMBER:	PRIORITY:	PRIORITY:
Bridge Replacement	Streets		ORGANIZATIONAL	DEPARTMENTAL 1

DESCRIPTION:

Bridge # 100397 - Physically located on East Street (listed with State as Padgettown Road over Flat Creek Road) The existing structure is a one span timber deck on I-beams with reinforced concrete end bents. The 2016 bridge inspection report indicated a sufficiency rating of 36.27% and the bridge needs to be replaced. The Town requested state funding to help aid in the replacement of this bridge in March of 2017, and was denied. This structure is located in a residential area and provides access for all vehicles, including school buses and emergency services vehicles. It is vital to replace this bridge before it is deemed unsafe and potentially closed.

EXPENSE CLASSIFICATION	**FY21-22**	**FY 22-23**	**FY 23-24**	**FY 24-25**	**FY 25-26**	**FY 24-25**	**FUTURE**	**TOTAL**
Planning/Design/Engineering	-	250,000	-	-	-		-	250,000
Land	-	-	-	-	-		-	-
Construction	-	550,000	-	-	-		-	550,000
Equipment	-	-	-	-	-		-	-
TOTAL	**$ -**	**$ 800,000**	**$ -**	**$ -**	**$ -**	**$**	**$ -**	**$ 800,000**

REVENUE CLASSIFICATION	**FY21-22**	**FY 22-23**	**FY 23-24**	**FY 24-25**	**FY 25-26**	**FY 24-25**	**FUTURE**	**TOTAL**
Operating Revenues	-	160,000	-	-	-		-	160,000
Debt/Financing	-	-	-	-	-		-	-
Grant	-	640,000	-	-	-		-	640,000
Other	-	-	-	-	-		-	-
TOTAL	**$ -**	**$ 800,000**	**$ -**	**$ -**	**$ -**	**$**	**$ -**	**$ 800,000**

CIP PROJECT REQUEST FORM

PROJECT TITLE:	DEPARTMENT:	NUMBER:	PRIORITY:	PRIORITY:
Flat Creek Sidewalk Ext	Powell Bill		ORGANIZATIONAL	DEPARTMENTAL 6

DESCRIPTION:

This two-phase sidewalk project will extend the current sidewalk from Atkins Drive to Bartlett Street. The total distance is approximately 1,500 linear feet.

EXPENSE CLASSIFICATION	FY21-22	FY 22-23	FY 23-24	FY 24-25	FY 25-26	FY 24-25	FUTURE	TOTAL
Planning/Design/Engineering	-	-	-	-	-		-	-
Land	-	-	-	-	-		-	-
Construction	-	-	75,000	-	-		-	75,000
Equipment	-	-	-	-	-		-	-
TOTAL	**$ -**	**$ -**	**$ 75,000**	**$ -**	**$ -**	**$**	**$ -**	**$ 75,000**

REVENUE CLASSIFICATION	FY21-22	FY 22-23	FY 23-24	FY 24-25	FY 25-26	FY 24-25	FUTURE	TOTAL
Operating Revenues	-	-	75,000	-	-		-	75,000
Debt/Financing	-	-	-	-	-		-	-
Grant	-	-	-	-	-		-	-
Other	-	-	-	-	-		-	-
TOTAL	**$ -**	**$ -**	**$ 75,000**	**$ -**	**$ -**	**$**	**$ -**	**$ 75,000**

6190 - RECREATION DEPARTMENT
SUMMARY

The Black Mountain Recreation and Parks Department, in partnership with our citizens and with respect to our environment, will provide community-based recreation programs, wellness opportunities, facilities and services to enrich the quality of life in Black Mountain. The Department provides programming for children, adolescents, adults, and senior citizens.

PROJECT DESCRIPTION	FY 21-22	FY 22-23	FY 23-24	FY 24-25	FY 25-26	FUTURE	TOTAL
Vehicles	30,000	-	-	-	-	-	30,000
Grey Eagle	15,000	50,000	-	-	-	-	65,000
PARTF Veterans Park	40,000			-	-	-	40,000
Veterans Park	-	-	-	-	-	205,000	205,000
Lake Tomahawk	18,100	25,000	-	-	-	-	43,100
Paving Projects in Parks	-	30,000	30,000	25,000	-	-	85,000
New Parks	-	30,000	-	150,000	-	730,000	910,000
Tennis Courts	60,000		-	-	-	-	60,000
Cragmont Park Renovation	-	-	-	-	-	845,000	845,000
TOTAL	**$ 163,100**	**$ 135,000**	**$ 30,000**	**$ 175,000**	**$ -**	**$ 1,780,000**	**$ 2,283,100**

EXPENSE CLASSIFICATION	FY 21-22	FY 22-23	FY 23-24	FY 24-25	FY 25-26	FUTURE	TOTAL
Planning/Design/Engineering	10,000	15,000	10,500	30,000	-	215,000	280,500
Land	-	-	160,000	-	-	70,000	230,000
Construction	83,100	250,000	132,500	145,000	-	1,495,000	2,105,600
Equipment	30,000	100,000	-	-	-	29,500	159,500
TOTAL	**$ 123,100**	**$ 365,000**	**$ 303,000**	**$ 175,000**	**$ -**	**$ 1,809,500**	**$ 2,775,600**

REVENUE CLASSIFICATION	FY 21-22	FY 22-23	FY 23-24	FY 24-25	FY 25-26	FUTURE	TOTAL
Operating Revenues	123,100	252,500	166,500	100,000	-	919,500	1,561,600
Debt/Financing	-	-	-	-	-	-	-
Grant	-	112,500	136,500	75,000	-	890,000	1,214,000
Other	-	-	-	-	-	-	-
TOTAL	**$ 123,100**	**$ 365,000**	**$ 303,000**	**$ 175,000**	**$ -**	**$ 1,809,500**	**$ 2,775,600**

Potential Grants	-	(112,500)	(136,500)	(75,000)	-	(890,000)	(1,214,000)
From Capital Reserve	-	-	-	-	-	-	-
Recon to Operating Budget	123,100	252,500	166,500	100,000	-	919,500	1,561,600

CIP PROJECT REQUEST FORM

PROJECT TITLE:	DEPARTMENT:	NUMBER:	PRIORITY:	PRIORITY:
Vehicles	Recreation & Parks		ORGANIZATIONAL	DEPARTMENTAL 6

DESCRIPTION:
Replacement for the 1998 Ford Van. The van has mileage of over 92,000 miles, and the department is seeking to replace it with another van that can seat at least 14 passengers.

EXPENSE CLASSIFICATION	FY 21-22	FY 22-23	FY 23-24	FY 24-25	FY 25-26	FUTURE	TOTAL
Planning/Design/Engineering	-	-	-	-	-	-	-
Land	-	-	-	-	-	-	-
Construction	-	-		-	-	-	-
Equipment	30,000	-	-	-	-	-	30,000
TOTAL	**$ 30,000**	**$ -**	**$ -**	**$ -**	**$ -**	**$ -**	**$ 30,000**

REVENUE CLASSIFICATION	FY 21-22	FY 22-23	FY 23-24	FY 24-25	FY 25-26	FUTURE	TOTAL
Operating Revenues	30,000	-	-	-	-	-	30,000
Debt/Financing	-	-	-	-	-	-	-
Grant	-	-	-	-	-	-	-
Other	-	-	-	-	-	-	-
TOTAL	**$ 30,000**	**$ -**	**$ -**	**$ -**	**$ -**	**$ -**	**$ 30,000**

CIP PROJECT REQUEST FORM

PROJECT TITLE:	DEPARTMENT:	NUMBER:	PRIORITY:	PRIORITY:
Grey Eagle	Recreation & Parks		ORGANIZATIONAL	DEPARTMENTAL 6

DESCRIPTION:
Ceiling/roof repair - The roof at Grey Eagle has leaked in the past and is need of repair. This is a short term fix as the Town is investigating the best long term solution to this issue.

New Turf for Playing Surface - $50,000 - The original surface was installed in 2006 and nearing its end of useful life.

EXPENSE CLASSIFICATION	FY 21-22	FY 22-23	FY 23-24	FY 24-25	FY 25-26	FUTURE	TOTAL
Planning/Design/Engineering	-	-	-	-	-	-	-
Land	-	-	-	-	-	-	-
Construction	15,000	50,000		-	-	-	65,000
Equipment		-	-	-	-	-	-
TOTAL	**$ 15,000**	**$ 50,000**	**$ -**	**$ -**	**$ -**	**$ -**	**$ 65,000**

REVENUE CLASSIFICATION	FY 21-22	FY 22-23	FY 23-24	FY 24-25	FY 25-26	FUTURE	TOTAL
Operating Revenues	15,000	50,000	-	-	-	-	65,000
Debt/Financing	-	-	-	-	-	-	-
Grant	-	-	-	-	-	-	-
Other	-	-	-	-	-	-	-
TOTAL	**$ 15,000**	**$ 50,000**	**$ -**	**$ -**	**$ -**	**$ -**	**$ 65,000**

CIP PROJECT REQUEST FORM

PROJECT TITLE:	DEPARTMENT:	NUMBER	PRIORITY:	PRIORITY:
Carver Renovation	Recreation & Parks		ORGANIZATIONAL	DEPARTMENTAL 2

DESCRIPTION:

FY18-19 Request

Carver Kitchen $30,000 - Renovation of the current Carver Kitchen to enable the space to be used for cooking demonstrations, canning, and rentals. The Carver Kitchen will be a good candidate for grant funding, possibly from the Community Foundation.

Future years request

HVAC $30,000 - HVAC upgrades would be to upgrade each room with air conditioning. The Auditorium and the Kitchen currently do not have air conditioning.

Painting $5,000 - The exterior eaves, annex, auditorium, and cafeteria are in need of being repainted.

Front Awning - $10,000 - This will cover the current awning facing blue ridge road. This will be a facade structure that will encapsulate the current structure.

Water Catch System $12,500 - Establish a water catch cistern system much like the one at Grey Eagle. Water may be used for the new raised bed garden plots but it would need to be tested first. This sytem would also tie into the current bathrooms at Carver and allow us to use rainwater to flush toilets and possibly use for water replenishment of the boiler system. This project will be a good candidate for grant funding, possibly from the Community Foundation.

Greenhouse $11,000 - Carver has been the best site proposed for a greenhouse to supplement our community gardens. Depending on the size of the greenhouse, plots could be rented to the gardeners for starts and winter gardening.

Outside Shade/Stage $6,000 - Establish an area near the Carver playground for music, dancing, or other small performances. The area could also be used for shade during the hot summer months.

EXPENSE CLASSIFICATION	FY 21-22	FY 22-23	FY 23-24	FY 24-25	FY 25-26	FUTURE	TOTAL
Planning/Design/Engineering	-	-	-	-	-	-	-
Land	-	-	-	-	-	-	-
Construction	-	-	-	-	-	-	-
Equipment	-	45,000	-	-		29,500	74,500
TOTAL	**$ -**	**$ 45,000**	**$ -**	**$ -**	**$ -**	**$ 29,500**	**$ 74,500**

REVENUE CLASSIFICATION	FY 21-22	FY 22-23	FY 23-24	FY 24-25	FY 25-26	FUTURE	TOTAL
Operating Revenues	-	45,000		-	-	29,500	74,500
Debt/Financing	-	-	-	-	-	-	-
Grant				-	-	-	-
Other	-	-	-	-	-	-	-
TOTAL	**$ -**	**$ 45,000**	**$ -**	**$ -**	**$ -**	**$ 29,500**	**$ 74,500**

CIP PROJECT REQUEST FORM

PROJECT TITLE:	DEPARTMENT:	NUMBER	PRIORITY:	PRIORITY:
PARTF Grant for Black Mountain Veterans Park	Recreation & Parks		ORGANIZATIONAL	DEPARTMENTAL 1

DESCRIPTION:

The improvements at Veterans Park include the items that will be included in the PARTF application as well as several other improvements that are needed.
PARTF:
Land Acquisition: Approximately $80,000. Valued at approximately $160,000. (The $80,000 difference between valuation and anticipated sale price has been shown as other in FY 20) This number will change based on appraisal and negotiations.
Playground - $40,000 - Similar in size to the playground at the Carver Center. Currently Veterans Park does not have a playground.
Planning/Design/Construction - $25,000 - (Split between FY 18 and FY 19) This would be to execute the PARTF grant. This would also include costs for property appraisal if necessary for acquisition.
Picnic Pavilion - $40,000 - The pavilion would be smaller than the pavilion located at Lake Tomahawk, and located on the north side of the interstate near the baseball fields. This would serve as a second rentable location for birthdays, family gatherings, and other events. The price of the picnic pavilion may be offset by a donation from Kiwanis. (The $40,000 is shown as other in FY 19)
Year Round Restrooms - $100,000 - These restrooms would be independent of the current seasonal restrooms. These restrooms would service the pavilion and playground area. These bathrooms would allow us to eliminate the current use of port-o-pottys and provide service year round.
Streambank Stabilization - $10,000 - This would be for engineering that would allow Public Works staff to repair streambanks throughout the park with best practices in mind. The materials for each stabilization area would be in addition to the costs of the engineering.
Fishing Pier - $2,500 Small fishing pier for the area south of I-40. The exact spot will be identified by Fish and Wildlife and the structure will be built by Public Services.
Trailhead - $10,000 - This trailhead will be built off of the new parking area and include an interpretive sign as well as approximately 1000 ft. of trail. *This piece is contingent on land acquisition.
Parking Lot - $10,000 - This gravel parking lot will be on the piece of property to be acquired. This will include clearing the area, grading, and gravel.
*This piece is contingent on land acquisition.
Contingency - $10,625 - This is a 5% contingency based on the development costs of the project.

EXPENSE CLASSIFICATION	FY 21-22	FY 22-23	FY 23-24	FY 24-25	FY 25-26	FUTURE	TOTAL
Planning/Design/Engineering	-	15,000	10,500	-	-		25,500
Land	-	-	160,000	-		-	160,000
Construction	-	110,000	102,500	-	-		212,500
Equipment	-		-	-	-	-	-
TOTAL	**$ -**	**$ 125,000**	**$ 273,000**	**$ -**	**$ -**	**$ -**	**$ 398,000**

REVENUE CLASSIFICATION	FY 21-22	FY 22-23	FY 23-24	FY 24-25	FY 25-26	FUTURE	TOTAL
Operating Revenues	-	32,500	136,500	-	-	-	169,000
Debt/Financing	-	-		-	-	-	-
Grant	-	92,500	136,500	-	-	-	229,000
Other	-	-	-	-	-	-	-
TOTAL	**-**	**125,000**	**273,000**	**-**	**-**	**-**	**398,000**

CIP PROJECT REQUEST FORM

PROJECT TITLE:	DEPARTMENT:	NUMBER	PRIORITY:	PRIORITY:
Black Mountain Veterans Park	Recreation & Parks		ORGANIZATIONAL	DEPARTMENTAL 4

DESCRIPTION:

Outdoor Kitchen - $30,000 - The outdoor kitchen would be a covered kitchen located on the south side of the interstate, near the Community Garden, and be used for cooking demonstrations and gatherings for gardeners and other park visitors.

Updated Fencing - $25,000 - This fencing would replace the current backstops and dugout fencing, which are showing signs of age.

Drainage Improvements - $150,000 - Drainage improvements in the ballfield areas are needed throughout the park and would reduce the impact of high water situations in the river. This would not eliminate flooding but would reduce damages caused during flooding situations. This drainage would also help reduce downtime for fields after rain events.

EXPENSE CLASSIFICATION	FY 21-22	FY 22-23	FY 23-24	FY 24-25	FY 25-26	FUTURE	TOTAL
Planning/Design/Engineering	-	-	-	-	-	15,000	15,000
Land	-	-	-	-	-	-	-
Construction	-	-	-	-	-	190,000	190,000
Equipment	-	-	-	-	-	-	-
TOTAL	**$ -**	**$ -**	**$ -**	**$ -**	**$ -**	**$ 205,000**	**$ 205,000**

REVENUE CLASSIFICATION	FY 21-22	FY 22-23	FY 23-24	FY 24-25	FY 25-26	FUTURE	TOTAL
Operating Revenues	-	-	-	-	-	102,500	102,500
Debt/Financing	-	-	-	-	-	-	-
Grant	-	-	-	-	-	102,500	102,500
Other	-	-	-	-	-	-	-
TOTAL	**$ -**	**$ -**	**$ -**	**$ -**	**$ -**	**$ 205,000**	**$ 205,000**

CIP PROJECT REQUEST FORM

PROJECT TITLE:	DEPARTMENT:	NUMBER	PRIORITY:	PRIORITY:
Lake Tomahawk	Recreation & Parks		ORGANIZATIONAL	DEPARTMENTAL 3

DESCRIPTION:

Replacing Sub-Floor in upstairs bathroom - $5,000 - sub-floor in the upstairs bathroom is rotting and showing signs of water damage. Exterior Paint - $13,100 - The exterior of the Lakeview Center needs repainting. New Windows - $25,000 - Replace all windows at the Lakeview Center (both upstairs and downstairs). Many of the current windows have trouble opening and closing, and were initially installed over fifteen years ago.

EXPENSE CLASSIFICATION	FY 21-22	FY 22-23	FY 23-24	FY 24-25	FY 25-26	FUTURE	TOTAL
Planning/Design/Engineering	-	-	-	-	-	-	-
Land	-	-	-	-	-	-	-
Construction	18,100	-	-	-	-	-	18,100
Equipment		25,000	-	-	-	-	25,000
TOTAL	**$ 18,100**	**$ 25,000**	**$ -**	**$ -**	**$ -**	**$ -**	**$ 43,100**

REVENUE CLASSIFICATION	FY 21-22	FY 22-23	FY 23-24	FY 24-25	FY 25-26	FUTURE	TOTAL
Operating Revenues	18,100	25,000	-	-	-	-	43,100
Debt/Financing	-	-	-	-	-	-	-
Grant	-		-	-	-	-	-
Other	-	-	-	-	-	-	-
TOTAL	**$ 18,100**	**$ 25,000**	**$ -**	**$ -**	**$ -**	**$ -**	**$ 43,100**

CIP PROJECT REQUEST FORM

PROJECT TITLE:	DEPARTMENT:	NUMBER	PRIORITY:	PRIORITY:
Paving Projects in Parks	Recreation & Parks		ORGANIZATIONAL	DEPARTMENTAL 4

DESCRIPTION:

Future years request

Carver Center - $15,000 - Add additional parking to the rear of the Carver Center and finish trailhead improvements for new nature trail. This would add about 12 spaces to the current parking lot. The area to be paved is on the southern portion of the parking lot near the new playground. Currently this spot is grass.

Repave In The Oaks Trail - $40,000 - This will require some asphalt removal, grading, rebuilding trail base, and repaving. This project is a high priority because of the high amount of use on this trail. This trail was originally created circa 1999.

Grey Eagle Arena - This is an area that currently could last a couple more years but will need to be upgraded in the near future. This would only involve repaving the current parking area in the front of the building. Estimated at $15,000

Black Mountain Veterans Park - Paving at Veterans Park would be to add handicap parking and improve drainage. Estimated at $15,000.

EXPENSE CLASSIFICATION	FY 21-22	FY 22-23	FY 23-24	FY 24-25	FY 25-26	FUTURE	TOTAL
Planning/Design/Engineering	-	-	-	-	-	-	-
Land	-	-	-	-	-	-	-
Construction	-	30,000	30,000	25,000	-	-	85,000
Equipment	-	-	-	-	-	-	-
TOTAL	**$ -**	**$ 30,000**	**$ 30,000**	**$ 25,000**	**$ -**	**$ -**	**$ 85,000**

REVENUE CLASSIFICATION	FY 21-22	FY 22-23	FY 23-24	FY 24-25	FY 25-26	FUTURE	TOTAL
Operating Revenues	-	30,000	30,000	25,000	-	-	85,000
Debt/Financing	-	-	-	-	-	-	-
Grant	-	-	-	-	-	-	-
Other	-	-	-	-	-	-	-
TOTAL	**$ -**	**$ 30,000**	**$ 30,000**	**$ 25,000**	**$ -**	**$ -**	**$ 85,000**

CIP PROJECT REQUEST FORM

PROJECT TITLE:	DEPARTMENT:	NUMBER:	PRIORITY:	PRIORITY:
New Parks	Recreation & Parks		ORGANIZATIONAL	DEPARTMENTAL 7

DESCRIPTION:

FY18-19 Request

Portable Pump Track - $30,000 - For bikes and skateboards. 2/3 funded by grants. This would be located inside of Grey Eagle or the recently acquired property at 304 Black Mountain Avenue

Future years request

World Class Disc Golf facility at either the watershed, Goodson Cove, or other area that has not presented itself. $150,000
-This project would be a good candidate for a TDA grant.

Mountain Biking Park at the watershed $70,000

Outdoor basketball courts $100,000

New Gymnasium $500,000

Pickleball Courts - $60,000 - Location to be determined. This would be to build four pickleball courts.

Hemphill Property - TBD

EXPENSE CLASSIFICATION	FY 21-22	FY 22-23	FY 23-24	FY 24-25	FY 25-26	FUTURE	TOTAL
Planning/Design/Engineering	-	-	-	30,000	-	100,000	130,000
Land	-	-	-	-	-	70,000	70,000
Construction	-	-	-	120,000	-	560,000	680,000
Equipment	-	30,000		-	-	-	30,000
TOTAL	**$ -**	**$ 30,000**	**$ -**	**$ 150,000**	**$ -**	**$ 730,000**	**$ 910,000**

REVENUE CLASSIFICATION	FY 21-22	FY 22-23	FY 23-24	FY 24-25	FY 25-26	FUTURE	TOTAL
Operating Revenues	-	10,000	-	75,000	-	365,000	450,000
Debt/Financing	-	-	-	-	-	-	-
Grant	-	20,000	-	75,000	-	365,000	460,000
Other	-	-	-	-	-	-	-
TOTAL	**$ -**	**$ 30,000**	**$ -**	**$ 150,000**	**$ -**	**$ 730,000**	**$ 910,000**

CIP PROJECT REQUEST FORM

PROJECT TITLE:	DEPARTMENT:	NUMBER	PRIORITY:	PRIORITY:
Lake Tomahawk Tennis Courts	Recreation & Parks		ORGANIZATIONAL	DEPARTMENTAL 8

DESCRIPTION:

The Town will contribute $120,000 over the next two fiscal years to raise and resurface the courts at Lake Tomahawk.

EXPENSE CLASSIFICATION	FY 21-22	FY 22-23	FY 23-24	FY 24-25	FY 25-26	FUTURE	TOTAL
Planning/Design/Engineering	10,000	-	-	-	-	-	10,000
Land	-	-	-	-	-	-	-
Construction	50,000	60,000	-	-	-	-	110,000
Equipment	-	-	-	-	-	-	-
TOTAL	**$ 60,000**	**$ 60,000**	**$ -**	**$ -**	**$ -**	**$ -**	**$ 120,000**

REVENUE CLASSIFICATION	FY 21-22	FY 22-23	FY 23-24	FY 24-25	FY 25-26	FUTURE	TOTAL
Operating Revenues	60,000	60,000	-	-	-	-	120,000
Debt/Financing	-	-	-	-	-	-	-
Grant	-	-	-	-	-	-	-
Other	-	-	-	-	-	-	-
TOTAL	**$ 60,000**	**$ 60,000**	**$ -**	**$ -**	**$ -**	**$ -**	**$ 120,000**

CIP PROJECT REQUEST FORM

PROJECT TITLE:	DEPARTMENT:	NUMBER	PRIORITY:	PRIORITY:
Cragmont Park Renovation	Recreation & Parks		ORGANIZATIONAL	DEPARTMENTAL 8

DESCRIPTION:

These improvements were identified in the Lake Tomahawk Master Plan that was completed in 2008.

Walking Trail $40,000 - Similar to the trail at Lake Tomahawk. The trail would follow around the perimeter of the park.

Year Round Restroom Facilities - $100,000 - Similar to the restroom facilites at Town Square.

Small Pavilion - 30,000 - This pavilion would be similar in size to the pavilion proposed for Rec Park. This pavilion would be smaller than the pavilion located at Lake Tomahawk.

Six Tennis Courts - $600,000 - These tennis courts would replace the two courts at Lake Tomahawk and the two courts currently at Cragmont Park.

Playground - $75,000 - The proposed playground for Cragmont Park would be more of destination type of playground than the one currently at the Carver Center. This playground could have a section dedicated for children ages 2-5 as well as the standard 5-12 area. Currently we do not have a playground dedicated to the 2-5 age range.

Planning, engineering, survey, etc. - $100,000 - This would be approximately 12% of the total cost of the project.

This project would be a good candidate for a Parks and Recreation Trust Fund Grant as well as possible potential for private fundraising campaign.

EXPENSE CLASSIFICATION	FY 21-22	FY 22-23	FY 23-24	FY 24-25	FY 25-26	FUTURE	TOTAL
Planning/Design/Engineering	-	-	-	-	-	100,000	100,000
Land	-	-	-	-	-	-	-
Construction	-	-	-	-	-	745,000	745,000
Equipment	-	-	-	-	-	-	-
TOTAL	**$ -**	**$ -**	**$ -**	**$ -**	**$ -**	**$ 845,000**	**$ 845,000**

REVENUE CLASSIFICATION	FY 21-22	FY 22-23	FY 23-24	FY 24-25	FY 25-26	FUTURE	TOTAL
Operating Revenues	-	-	-	-	-	422,500	422,500
Debt/Financing	-	-	-	-	-	-	-
Grant	-	-	-	-	-	422,500	422,500
Other	-	-	-	-	-	-	-
TOTAL	**$ -**	**$ -**	**$ -**	**$ -**	**$ -**	**$ 845,000**	**$ 845,000**

3091 - WATER DEPARTMENT
SUMMARY

The Water division of the Public Services Department is responsible for water production via wells and water purchased from the City of Asheville. Other responsibilities include water distribution, maintenance of storage tanks, pumps , in ground water lines, valves and meters, and dam compliance.

PROJECT DESCRIPTION	FY 21-22	FY 22-23	FY 23-24	FY 24-25	FY 25-26	FUTURE	TOTAL
General waterline maint//replacement	100,000	100,000	100,000	100,000	100,000	100,000	600,000
Montreat Road Waterline	-	-	500,000	500,000	-	-	1,000,000
Asheville waterline transfer	250,000	250,000	-	-	-	-	500,000
Hwy 70 waterline replacment	550,000	-	-	-	-	-	550,000
Well Pumps	-	-	-	-	-	-	-
NC 9 Line	-	-	-	-	-	750,000	750,000
AMR	125,000	125,000	125,000	125,000	-	-	500,000
Tractor	-	65,000	-	-	-	-	65,000
Water Valves	12,000	-	-	-	-	-	12,000
TOTALS	**$ 1,037,000**	**$ 540,000**	**$ 725,000**	**$ 725,000**	**$ 100,000**	**$ 850,000**	**$ 3,977,000**

EXPENSE CLASSIFICATION	FY 21-22	FY 22-23	FY 23-24	FY 24-25	FY 25-26	FUTURE	TOTAL
Planning/Design/Engineering	-	-	50,000	50,000	-	100,000	200,000
Land	-	-	-	-	-	-	-
Construction	100,000	100,000	550,000	550,000	100,000	750,000	2,150,000
Equipment	137,000	190,000	125,000	125,000	-	-	577,000
TOTALS	**$ 237,000**	**$ 290,000**	**$ 725,000**	**$ 725,000**	**$ 100,000**	**$ 850,000**	**$ 2,927,000**

REVENUE CLASSIFICATION	FY 21-22	FY 22-23	FY 23-24	FY 24-25	FY 25-26	FUTURE	TOTAL
Operating Revenues	237,000	290,000	725,000	725,000	100,000	850,000	2,927,000
Debt/Financing	-	-	-	-	-	-	-
Grant	-	-	-	-	-	-	-
Other	-	-	-	-	-	-	-
TOTALS	**$ 237,000**	**$ 290,000**	**$ 725,000**	**$ 725,000**	**$ 100,000**	**$ 850,000**	**$ 2,927,000**

CIP PROJECT REQUEST FORM

PROJECT TITLE:	NUMBER:	PRIORITY:	PRIORITY:
General Waterline Maintenance		ORGANIZATIONAL	DEPARTMENTAL 1

DESRIPTION:

The lifespan of the average cast or PVC waterline is approximately 75-100 years. There are approximately 64 miles of waterlines owned by the Town. This means the Town needs to replace around 1 mile each fiscal year. Cost will vary depending on the waterline size, composition and also on other water projects that may arise.

EXPENSE CLASSIFICATION	FY21-22	FY22-23	FY23-24	FY24-25	FY25-26	FUTURE	TOTAL
Planning/Design/Engineering	-	-	-	-	-	-	-
Land	-	-	-	-	-	-	-
Construction	100,000	100,000	100,000	100,000	100,000	100,000	600,000
Equipment	-	-	-	-		-	-
TOTAL	**$ 100,000**	**$ 100,000**	**$ 100,000**	**$ 100,000**	**$ 100,000**	**$ 100,000**	**$ 600,000**

REVENUE CLASSIFICATION	FY21-22	FY22-23	FY23-24	FY24-25	FY25-26	FUTURE	TOTAL
Operating Revenues	100,000	100,000	100,000	100,000	100,000	100,000	600,000
Debt/Financing	-	-	-	-		-	-
Grant	-	-	-	-		-	-
Other	-	-	-	-		-	-
TOTAL	**$ 100,000**	**$ 100,000**	**$ 100,000**	**$ 100,000**	**$ 100,000**	**$ 100,000**	**$ 600,000**

CIP PROJECT REQUEST FORM

PROJECT TITLE:	DEPARTMENT:	NUMBER:	PRIORITY:	PRIORITY:
Montreat Road Water Line Replacement	Water		ORGANIZATIONAL	DEPARTMENTAL

DESCRIPTION:

This project is to replace a 6" ductile iron pipe that is approximately 65 years old from the Country Food Store on Montreat Road to the Montreat Gate. This line will be replaced with an 8" ductile iron pipe.

EXPENSE CLASSIFICATION	FY 21-22	FY 22-23	FY 23-24	FY 24-25	FY 25-26	FUTURE	TOTAL
Planning/Design/Engineering	-	-	50,000	50,000	-	-	100,000
Land	-	-	-	-	-	-	-
Construction	-	-	450,000	450,000	-	-	900,000
Equipment	-	-	-	-	-	-	-
TOTAL	**$ -**	**$ -**	**$ 500,000**	**$ 500,000**	**$ -**	**$ -**	**$ 1,000,000**

REVENUE CLASSIFICATION	FY 21-22	FY 22-23	FY 23-24	FY 24-25	FY 25-26	FUTURE	TOTAL
Operating Revenues	-	-	500,000	500,000	-	-	1,000,000
Debt/Financing	-	-	-	-	-	-	-
Grant	-	-	-	-	-	-	-
Other	-	-	-	-	-	-	-
TOTAL	**$ -**	**$ -**	**$ 500,000**	**$ 500,000**	**$ -**	**$ -**	**$ 1,000,000**

CIP PROJECT REQUEST FORM

PROJECT TITLE:	DEPARTMENT:	NUMBER:	PRIORITY:	PRIORITY:
Well pumps	Water		ORGANIZATIONAL	DEPARTMENTAL 1

DESCRIPTION:

This is to replace the pump, motor, piping and wiring on Well #17. When this well is pulled their will be a 24 hour draw down test performed to get the accurate gallons per minute by determining what the well will yield. This well has a history of sucking air into the system and due to age and inefficiency and needs to be replaced.

EXPENSE CLASSIFICATION	FY 21-22	FY 22-23	FY 23-24	FY 24-25	FY 25-26	FUTURE	TOTAL
Planning/Design/Engineering	-	-	-	-	-	-	-
Land	-	-	-	-	-	-	-
Construction	-	-	-	-	-	-	-
Equipment	-	-	-	-	-	-	-
TOTAL	**$ -**	**$ -**	**$ -**	**$ -**	**$ -**	**$ -**	**$ -**

REVENUE CLASSIFICATION	FY 21-22	FY 22-23	FY 23-24	FY 24-25	FY 25-26	FUTURE	TOTAL
Operating Revenues	-	-	-	-	-	-	-
Debt/Financing	-	-	-	-	-	-	-
Grant	-	-	-	-	-	-	-
Other	-	-	-	-	-	-	-
TOTAL	**$ -**	**$ -**	**$ -**	**$ -**	**$ -**	**$ -**	**$ -**

CIP PROJECT REQUEST FORM

PROJECT TITLE:	DEPARTMENT:	NUMBER:	PRIORITY:	PRIORITY:
NC 9 Water Line Replacement	Water		ORGANIZATIONAL	DEPARTMENTAL 1

DESCRIPTION:

The existing water line running from the railroad tracks at NC 9 to Dogwood Lane is an 8" to 6" AC line. In the last year, the Town has repaired two major breaks. This line is outdated and needs to be replaced with 10" ductile line. Due to the complexity of the project, it will have to be contracted out. Therefore, quotes would have to be obtained to give accurate budget projections.

EXPENSE CLASSIFICATION	FY 21-22	FY 22-23	FY 23-24	FY 24-25	FY 25-26	FUTURE	TOTAL
Planning/Design/Engineering	-	-	-	-	-	100,000	100,000
Land	-	-	-	-	-	-	-
Construction	-	-	-	-	-	650,000	650,000
Equipment	-	-	-	-	-	-	-
TOTAL	**$ -**	**$ -**	**$ -**	**$ -**	**$ -**	**$ 750,000**	**$ 750,000**

REVENUE CLASSIFICATION	FY 21-22	FY 22-23	FY 23-24	FY 24-25	FY 25-26	FUTURE	TOTAL
Operating Revenues	-	-	-	-	-	750,000	750,000
Debt/Financing	-	-	-	-	-	-	-
Grant	-	-	-	-	-	-	-
Other	-	-	-	-	-	-	-
TOTAL	**$ -**	**$ -**	**$ -**	**$ -**	**$ -**	**$ 750,000**	**$ 750,000**

CIP PROJECT REQUEST FORM

PROJECT TITLE:	DEPARTMENT:	NUMBER:	PRIORITY:	PRIORITY:
AMR	Water		ORGANIZATIONAL	DEPARTMENTAL 1

DESCRIPTION:

In recent years, the technology involved in automatic meter reads has improved greatly. Montreat and Asheville have successfully used AMR's for the past four years. The Assistant Town Manager and Public Services staff have spent time observing the operation of these meters and questioning the staff from Montreat and Asheville, and have become very impressed with the reliability of the product. Montreat is able to read all 700 of their meters in one hour. The Town has been testing 50 meters for the last eighteen months and the results have been very positive. Moving to automated meters will free up the meter reader position to work on public services or water projects for a minimum of three weeks of every month, as well as provide the Town with better information when excessive water use occurs in customer usage. The switchover to the AMR is planned over five years. The payback on this project is expected to be between five and seven and a half years.

EXPENSE CLASSIFICATION	FY 21-22	FY 22-23	FY 23-24	FY 24-25	FY 25-26	FUTURE	TOTAL
Planning/Design/Engineering	-	-	-	-	-	-	-
Land	-	-	-	-	-	-	-
Construction	-	-	-	-	-	-	-
Equipment	125,000	125,000	125,000	125,000	-	-	500,000
TOTAL	**$ 125,000**	**$ 125,000**	**$ 125,000**	**$ 125,000**	**$ -**	**$ -**	**$ 500,000**

REVENUE CLASSIFICATION	FY 21-22	FY 22-23	FY 23-24	FY 24-25	FY 25-26	FUTURE	TOTAL
Operating Revenues	125,000	125,000	125,000	125,000	-	-	500,000
Debt/Financing	-	-	-	-	-	-	-
Grant	-	-	-	-	-	-	-
Other	-	-	-	-	-	-	-
TOTAL	**$ 125,000**	**$ 125,000**	**$ 125,000**	**$ 125,000**	**$ -**	**$ -**	**$ 500,000**

CIP PROJECT REQUEST FORM

PROJECT TITLE:	DEPARTMENT:	NUMBER:	PRIORITY:	PRIORITY:
Tractor	Public Services - Streets		ORGANIZATIONAL	DEPARTMENTAL 1

DESCRIPTION:

The The Water Department is requesting to purchase an enclosed cab Kubota L Series Diesel Tractor. This is a 60 horse power tractor equipped with a Hydrostatic Transmission, four wheel drive, a front loader, 84 inch hydraulic front blade, and an 80 inch commercial snow blower. This will replace an early 1970's two wheel drive gas tractor that is only used for bush hogging and mowing. This Kubota tractor will be a multi-use tractor to include mowing, bush hogging, cultivating, excavation,and snow removal in the downtown and high country.

EXPENSE CLASSIFICATION	FY21-22	FY22-23	FY23-24	FY24-25	FY25-26	FUTURE	TOTAL
Planning/Design/Engineering	-	-	-	-	-	-	-
Land	-	-	-	-	-	-	-
Construction	-	-	-	-	-	-	-
Equipment	-	65,000	-	-	-	-	65,000
TOTAL	**$ -**	**$ 65,000**	**$ -**	**$ -**	**$ -**	**$ -**	**$ 65,000**

REVENUE CLASSIFICATION	FY21-22	FY22-23	FY23-24	FY24-25	FY25-26	FUTURE	TOTAL
Operating Revenues	-	65,000	-	-	-	-	65,000
Debt/Financing	-	-	-	-	-	-	-
Grant	-	-	-	-	-	-	-
Other	-	-	-	-	-	-	-
TOTAL	**$ -**	**$ 65,000**	**$ -**	**$ -**	**$ -**	**$ -**	**$ 65,000**

CIP PROJECT REQUEST FORM

PROJECT TITLE:	DEPARTMENT:	NUMBER:	PRIORITY:	PRIORITY:
Cut in Valves	Water		ORGANIZATIONAL	DEPARTMENTAL 1

DESCRIPTION:

The Town currently has a six inch water line that feeds through the area of I-40 and High Way 9 to Ingles I -Market. This line has high pressure with no way to currently isolate during a leak which makes it very difficult for crews to fix. This funding would be to have two cut in valves installed under pressure to isolate this section of line for crews to perform maintenance safely and to minimize water shortage.

EXPENSE CLASSIFICATION	FY 21-22	FY 22-23	FY 23-24	FY 24-25	FY 25-26	FUTURE	TOTAL
Planning/Design/Engineering	-	-	-	-	-	-	-
Land	-	-	-	-	-	-	-
Construction	-	-	-	-	-	-	-
Equipment	12,000	-	-	-	-	-	12,000
TOTAL	**$ 12,000**	**$ -**	**$ -**	**$ -**	**$ -**	**$ -**	**$ 12,000**

REVENUE CLASSIFICATION	FY 21-22	FY 22-23	FY 23-24	FY 24-25	FY 25-26	FUTURE	TOTAL
Operating Revenues	12,000	-	-	-	-	-	12,000
Debt/Financing	-	-	-	-	-	-	-
Grant	-	-	-	-	-	-	-
Other	-	-	-	-	-	-	-
TOTAL	**$ 12,000**	**$ -**	**$ -**	**$ -**	**$ -**	**$ -**	**$ 12,000**

3500 - STORMWATER DEPARTMENT
SUMMARY

The Stormwater department assures compliance with the National Pollution Elimination Discharge System regulations. This entails public education and outreach, illicit discharge detection, post construction stormwater controls, public involvement, construction site runoff, and pollution prevention and good housekeeping.

PROJECT DESCRIPTION	FY21-22	FY22-23	FY23-24	FY24-25	FY25-26	FUTURE	TOTAL
Stormwater Master Plan	35,000						35,000
Terry Estates SCM	35,349	59,887	32,719				127,955
Vehicle Replacement	30,000						30,000
TOTAL	**$ 100,349**	**$ 59,887**	**$ 32,719**	**$ -**	**$ -**	**$ -**	**$ 192,955**

EXPENDITURE CLASSIFICATION	FY21-22	FY22-23	FY23-24	FY24-25	FY25-26	FUTURE	TOTAL
Planning/Design/Engineering	70,349						70,349
Land							
Construction		59,887	32,719				92,606
Equipment	30,000						30,000
TOTAL	**$ 100,349**	**$ 59,887**	**$ 32,719**				**$ 192,955**

REVENUE CLASSIFICATION	FY21-22	FY22-23	FY23-24	FY24-25	FY25-26	FUTURE	TOTAL
Operating Revenues	74,790	34,288	7,120				116,198
Debt/Financing							
Grant	25,599	25,599	25,599				76,797
Other							
TOTAL	**$ 100,349**	**$ 59,887**	**$ 32,719**				**$ 192,955**

Potential Grants	(25,599)	(25,599)	(25,599)	-	-	-	(76,797)
From Capital Reserve	-	-	-	-	-	-	-
Recon to Operating Budget	74,750	34,288	7,120	-	-	-	116,158

CIP PROJECT REQUEST FORM

PROJECT TITLE:	DEPARTMENT:	NUMBER:	PRIORITY:	PRIORITY:
Stormwater Master Plan	Planning/Stormwater		ORGANIZATIONAL	DEPARTMENTAL

DESCRIPTION: The stormwater master plan was last updated in 2010. Projects and changes in conditions need to be updated to properly plan capital projects for the stormwater system.

EXPENDITURE CLASSIFICATION	**FY21-22**	**FY22-23**	**FY23-24**	**FY24-25**	**FY25-26**	**FUTURE**	**TOTAL**
Planning/Design/Engineering	35,000						
Land	-						
Construction	-						
Equipment	-						
TOTAL	**$ 35,000**						

REVENUE CLASSIFICATION	**FY21-22**	**FY22-23**	**FY23-24**	**FY24-25**	**FY25-26**	**FUTURE**	**TOTAL**
Operating Revenues	35,000						
Debt/Financing	-						
Grant	-						
Other	-						
TOTAL	**$ 35,000**						

CIP PROJECT REQUEST FORM

PROJECT TITLE: Vehicle Replacement	DEPARTMENT: Planning/Stormwater	NUMBER:	PRIORITY: ORGANIZATIONAL	PRIORITY: DEPARTMENTAL

DESCRIPTION:

Replace 2006 truck for stormwater field work.

EXPENDITURE CLASSIFICATION	FY21-22	FY22-23	FY23-24	FY24-25	FY25-26	FUTURE	TOTAL
Planning/Design/Engineering	-	-	-	-	-	-	-
Land	-	-	-	-	-	-	-
Construction	-	-	-	-	-	-	-
Equipment	30,000			-	-	-	30,000
TOTAL	**$ 30,000**	**$ -**		**$ -**	**$ -**	**$ -**	**$ 30,000**

REVENUE CLASSIFICATION	FY21-22	FY22-23	FY23-24	FY24-25	FY25-26	FUTURE	TOTAL
Operating Revenues	30,000	-	-	-	-	-	30,000
Debt/Financing	-	-	-	-	-	-	-
Grant	-	-	-	-	-	-	-
Other	-	-	-	-	-	-	-
TOTAL	**$ 30,000**	**$ -**	**$ -**	**$ -**	**$ -**	**$ -**	**$ 30,000**

CIP PROJECT REQUEST FORM

PROJECT TITLE:	DEPARTMENT:	NUMBER:	PRIORITY:	PRIORITY:
Terry Estates SCM	Planning/Stormwater		ORGANIZATIONAL	DEPARTMENTAL

DESCRIPTION:

The public parking lot on Terry Estates/Black Mountain Ave is a location in which a SCM retrofit is called for in the stormwater master plan. This project is currently part of a grant application, which is reflected below. The project is being administrated by Land of Sky. This reflects the total project budget. The town will only be invoiced quarterly, and annual totals are in the operating revenue line.

TOTAL	**FY21-22**	**FY22-23**	**FY23-24**	**FY24-25**	**FY25-26**	**FUTURE**	**TOTAL**
Planning/Design/Engineering	35,389	59,887	32,719	-	-	-	127,995
Land	-	-	-	-	-	-	-
Construction	-	-	-	-	-	-	-
Equipment	-	-	-	-	-	-	-
TOTAL	**$ 35,389**	**$ 59,887**	**$ 32,719**	**$ -**	**$ -**	**$ -**	**$ 127,995**

REVENUE CLASSIFICATION	**FY21-22**	**FY22-23**	**FY23-24**	**FY24-25**	**FY25-26**	**FUTURE**	**TOTAL**
Operating Revenues	9,790	34,288	7,120	-	-	-	51,198
Debt/Financing	-	-	-	-	-	-	-
Grant	25,599	25,599	25,599	-	-	-	76,797
Other	-	-	-	-	-	-	-
TOTAL	**$ 35,389**	**$ 59,887**	**$ 32,719**	**$ -**	**$ -**	**$ -**	**$ 127,995**

NOTICIA PÚBLICA
BLACK MOUNTAIN CONCEJO MUNICIPAL

AF21-22 PRESUPUESTO

Lunes 21 de Junio 2021 a las 8:30 a.m.

El Presupuesto de la Ciudad se presentó al Concejo Municipal el Jueves 3 de Junio 2021 y una copia está disponible para inspección pública en la oficina del Secretario Municipal, 160 Midland Ave., Black Mountain, NC como se requiere en NC GS 159 -12.

Habrá una audiencia pública sobre el presupuesto del año fiscal 21-22 el Lunes 21 de Junio 2021 a las 8:30 a.m., 160 Midland Avenue, Black Mountain, NC. Tenga en cuenta que esta audiencia pública también incluirá las tablas de tarifas de la ciudad para el año fiscal 2021-22, incluidas, entre otras, las tarifas servicios de aguas pluviales.

La reunión está abierta al público.

Savannah M. Parrish
Savannah Parrish
Town Clerk

La ciudad de Black Mountain se compromete a brindar servicios para todas las personas de conformidad con la Ley de Estadounidenses con Discapacidades (ADA). Si necesita ayuda o una adaptación en particular para esta reunión, comuníquese con Savannah Parrish, secretaria municipal al 419-9310 o por correo electrónico a townclerk@townofblackmountain.org

Visite www.townofblackmountain.org para obtener paquetes de la agenda y otra información sobre la reunión.

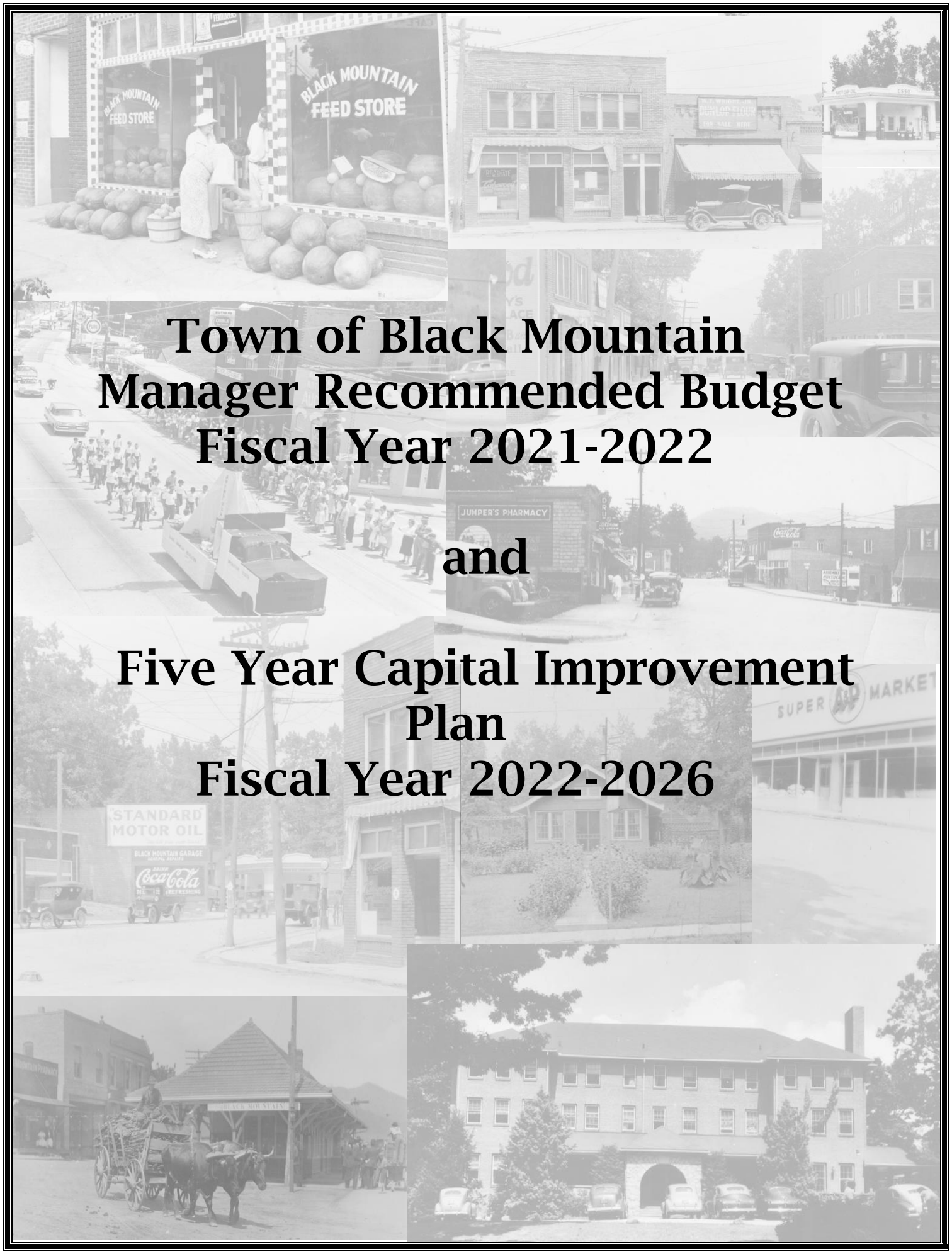

Town of Black Mountain
Manager Recommended Budget
Fiscal Year 2021-2022

and

Five Year Capital Improvement Plan
Fiscal Year 2022-2026

THIS PAGE INTENTIONALLY LEFT BLANK.

Town of Black Mountain

Manager Recommended Budget, Fiscal Year 2021-2022

and

Five Year Capital Improvement Plan

Larry B. Harris, Mayor

Ryan Stone, Vice Mayor

Tim Raines, Council Member

Archie Pertiller, Council Member

Pam King, Council Member

Doug Hay, Council Member

Josh Harrold, Town Manager

Town of Black Mountain

Manager Recommended Budget (FY21-22)

Capital Improvement Plan (FY22-FY26)

TABLE OF CONTENTS

INTRODUCTORY Section

Budget Overview	page 1
Total Funds Budget Summary	page 11

GENERAL FUND Section

General Fund Budget Summary	page 13
General Fund Revenues Summary	page 15
Governing Board	page 19
Administration Department	page 23
Public Buildings	page 28
Building, Planning, and Zoning	page 33
Police Department	page 39
Fire Department	page 45
Public Services	page 50
Recreation Services	page 74

WATER FUND Section

Water Fund Budget Summary	page 85
Water Fund Revenues	page 86
Water - Operations Division	page 87
Water - Customer Service Division	page 91

GOLF FUND Section

Golf Fund Budget Summary	page 94
Golf Fund Revenues	page 95
Golf - Operations	page 96
Golf - Pro Shop	page 100

STORMWATER FUND Section

Stormwater Budget Summary	page 103
Stormwater Revenue	page 105
Stormwater Operations	page 106

APPENDICES Section

Schedule of Fees and Rates	page 108
Glossary	page 114

(continued on next page)

TABLE OF CONTENTS (continued)

INTRODUCTORY Section

Capital Improvement Plan Guide	page 117

GENERAL FUND Section

General Fund CIP summary	page 118
Admin and Public Buildings CIP	page 120
Building, Planning, and Zoning CIP	page 124
Police Department CIP	page 130
Fire Department CIP	page 133
Public Services – Streets CIP	page 144
Public Services - Powell Bill CIP	page 149
Recreation Services CIP	page 154

WATER FUND Section

Water - Operations CIP	page 165

THIS PAGE INTENTIONALLY LEFT BLANK.

Town of Black Mountain

160 Midland Avenue • Black Mountain, North Carolina 28711
Phone (828) 419-9310 • Fax (828) 669-4204 • TDD 800-735-2962
www.townofblackmountain.org

June 3, 2021

The Honorable Larry B. Harris, Mayor
Town Council
Town of Black Mountain, North Carolina

Dear Mayor and Town Council:

I am pleased to submit for your consideration the proposed budget for Fiscal Year 2021-22. This budget is balanced with respect to revenues and expenditures and meets all of the requirements of the North Carolina Local Government Budget and Fiscal Control Act.

Revenue Neutral Tax Rate

This year is a property tax reappraisal year for Buncombe County. The Town of Black Mountain will stay at a revenue neutral tax rate for FY21-22. A revenue neutral tax rate is the rate that is estimated to produce revenue for the next fiscal year equal to the revenue that would have been produced for the next fiscal year by the current tax rate if no reappraisal had occurred. The growth rate is also included in this calculation. The expected rate of growth in the reappraisal year is based upon an average of increases or decreases to the assessed value since the last reappraisal. Black Mountain's tax rate is currently 33.25 cents. The revenue neutral tax rate, which includes the 7.13% growth rate, is 30.60 cents.

American Rescue Plan (ARP)

On March 11, 2021 President Biden signed into law the American Rescue Plan. The $1.9 trillion economic stimulus bill will speed up the United States' recovery from the economic and health effects of the COVID-19 pandemic and ongoing recession. The Town of Black Mountain will receive $2.39 million in funding from the ARP in two equal installments of $1,195,000. This funding is not including in the FY21-22 budget. The Town of Black Mountain will look at funding water and stormwater infrastructure projects with the 1st installment.

Overview

Black Mountain's total budget for FY 2021-22 is **$14,322,248,** an increase of **26.57%** from the previous fiscal year. Personnel, capital, debt and operating costs show increases from the FY20-21

adopted budget. The increase in personnel costs is due to a 3% COLA adjustment for all employees, three new fire department positions, one stormwater field technician, one new accounts payable position, converting two part time police officer positions to one full time position, and an increase in LGERS contribution to the retirement system.

Town Services

The Town of Black Mountain stays committed to the continuation of all of its existing services for the upcoming fiscal year to include recreation and parks, finance, administration, planning and zoning, building inspections, public services, residential garbage and recycling, police, fire, and stormwater. All services are proposed to continue at current service delivery levels for the upcoming fiscal year.

Grants

We continue to look for grants during the year to supplement our programs and services for every department. In FY 2021-22 we will continue implementation of the NCDOT STP-DA funding for Phase II of the Riverwalk Greenway, PARTF Grant for improvements at Veterans Park including streambank restoration, playground, outdoor pavilion and overflow parking, NC Volkswagen Settlement for replacing diesel trucks and installing electronic charging stations for battery powered vehicles. We are also examining grants through FEMA and USDA for dam maintenance.

Fund Balance

The total fund balance for the Town of Black Mountain General Fund is **estimated** to be $4,503,679 or 47% of **projected** General Fund expenditures at 06/30/2021. This includes restricted fund balances, capital reserve fund and our unassigned fund balance.
Based on our most recent audit for the period ending June 30, 2020, ***unassigned*** fund balance was $3,379,370 or 39% of General Fund expenditures. This compares with $2,778,006 or 32.1% at the end of fiscal year 2019, an increase of $601,364. This is mainly due to the sale of public property. The Town has a fund balance policy requiring a percentage of 30%.

Debt

The Town is currently budgeted to expend $751,027 on debt service in FY 21-22. This amount includes debt in the amount of $151,327 related to the Police Department communications upgrade approved in the FY18-19 budget, $132,500 for the Sanitation Department for equipment and infrastructure, $210,900 in Public Buildings, $198,100 in the Water Fund, and $58,200 in the Golf Fund. At 6/30/21, the Town will have outstanding debt of $3,313,400.

Capital Reserve Funds

It is estimated that the Capital Reserve Fund for the General Fund will have a balance of $530,000 at June 30, 2021. This represents money for building renovations and vehicle replacement at the Fire Department. Capital Project Funds, which differ slightly from Capital Reserve Funds, have been set up for the, Swannanoa Watershed Restoration, Riverwalk Greenway Phase II, Tomahawk Stream, Veterans Park, automated meter infrastructure, and Lake Tomahawk Dam repair because the Town anticipates expending funds on these projects in FY 21-22 and future years.

General Fund Highlights

The FY 21-22 recommended General Fund budget is $10,809,048 a 19.94% increase from FY 20-21.

Personnel

Three new positions are proposed for the Fire department at an average salary of $66,000 per year including benefits. A 3% COLA salary adjustment accounts for an increase of $180,824.

Operating

Police – $162,000 is budgeted for dispatch services. Buncombe County will now provide this service for the Town.

Fire – A $25,000 increase for maintenance and repair for trucks and equipment. This increase is largely due to the age of the equipment and trucks.

Public Buildings – A $36,160 increase for new email client as well as new phones for Town Hall.

Sanitation – A $44,250 increase for maintenance and repair for garbage trucks.

Capital

Administration - $5,000 is budgeted for HVAC in IT room.

Public Buildings - $212,000 is budgeted for new financial software, painting at the Arts Center, and a solar project at Carver Center.

Planning - $57,200 is budgeted for pedestrian connection under I-40 and parking and circulation study implementation.

Police - $120,000 is budgeted for 2 new police cars and renovations to the evidence room.

Fire - $205,000 is budgeted for Deputy Chief vehicle, emergency signal on Montreat Rd., high pressure rescue airbags, boat replacement, rescue rope and a backpack blower. $70,000 is budgeted for capital reserve.

Streets - $53,500 is budgeted for a vehicle lift and work truck.

Parks Maintenance - $22,000 is budgeted for mower and fountain pump for Lake Tomahawk.

Powell Bill - $700,000 is budgeted for street paving and sidewalk repair.

Sanitation - $25,000 is budgeted for new downtown trash cans.

Parks and Recreation - $140,000 is budgeted for tennis courts, van replacement, PARTF, and benches

Debt

Debt - $1,975,000 is the outstanding debt in the General Fund. This debt consists of land purchased on Black Mountain Ave, loans on sanitation trucks/equipment, and Town Square.

General Fund Revenues

Ad Val/DMV Taxes - Budgeted 99.50% or $4,484,790 for Ad Val and 95% or $205,984 for DMV taxes. These revenues make up 43.7% of all General Fund revenues.

Sales tax – Budgeted $124,700 higher than FY20-21 levels. FY19-20 projections were $39,830 less than budgeted.

Franchise Taxes – Budgeted $16,000 lower than FY20-21 levels, based on State projections. Similar situation as sales tax mentioned above, except that actual franchise taxes peaked in FY14-15, and have actually slightly decreased since.

Buildings Permits – Budgeted $55,000 higher than FY20-21 levels based on an increase construction projections. Building permit revenue has exceeded budgeted amounts in recent years.

Fund Balance Appropriated – Budgeted $247,368 to balance the FY21-22 budget.

Water Fund Highlights

The FY 21-22 Water Fund is recommended at $2,216,000, a 31.2% increase from FY 20-21.

Personnel

One new position is proposed for the Water fund at $47,500.

A 3% COLA salary adjustment accounts for an increase of $16,956.

Operating

Increased by $132,280 mainly due to the increase in number of water customers. We are purchasing more water from Asheville, paying more contract labor, buying more materials and paying more for utilities.

Capital

Capital is budgeted at $411,000. Major budgeted items include, Asheville water line transfer infrastructure ($250,000), AMI meters ($125,000) and general water line replacement ($100,000). $61,000 is budgeted for a shoring box and replacing stock pumps.

Debt

Total debt is $1,415,477 in the Water Fund. A decrease of $2,828 from FY 20-21. The Water Fund is responsible for one half of the debt payment on the Public Works/Parks and Recreation building on Black Mountain Ave.

Water Fund Revenues

The Town has budgeted a 10% rate adjustment for FY 21-22. For a resident of the Town using 5,000 gallons of water per month, this would equate to a monthly increase of $3.42.

Golf Fund Highlights

The FY 21-22 Golf Fund is recommended at $904,700 a 47.1% increase from FY 20-21. This includes a 3% COLA salary adjustment at $11,286. The large increase from FY 20-21 is due to the capital purchase of golf carts.

Personnel

No full time positions are anticipated for the Golf Course in FY 21-22. The operations division continues to spend wisely while keeping the course well maintained.

Operations

The total operating cost of the golf course is $560 higher than FY 20-21 levels. This is due to fuel and utility increases.

Capital

Capital is budgeted at $170,000 for the purchase of 72 new golf carts.

Debt

Debt is budgeted at $58,200 per year for three years on the purchase of new golf carts.

Golf Fund Revenues

In May 2021, golf course rates for individual and family memberships were increased effective May 1st. Green fees are also being increased. Additional options such as a Player's Pass and a walking fee will provide more options for golfers and provide us the opportunity to make the golf course self-sufficient.

Stormwater Fund Highlights

The FY 21-22 Stormwater Fund is new to the Town of Black Mountain. In response to an issued notice of violation from the State of North Carolina due to funding allocations and program deficiencies, the Town has incorporated a stormwater utility to assist in funding the Town's stormwater program. The Town is federally mandated to fund and operate its MS4 system in accordance with requirements found in our federally approved NPDES (National Pollution Discharge Elimination System) permit.

Personnel

One new position is proposed in the Stormwater Utility Fund in order to assure compliance with our NPDES permit. We will need to reexamine staffing levels at the end of FY 21-22. This position will be full-time with a salary of $68,811 including benefits.

Conclusion

The tax payers of Black Mountain should be proud of our emphasis on fiscal responsibility with a regionally competitive tax rate, a low level of debt service and the continued strengthening of our fund balance. The budget for FY 2021-22 is a welcomed increase from the FY 20-21 pandemic budget. In addition, we continue to pursue grant opportunities, streamline our service levels and make wise capital investments. Our commitment to excellence makes the Town of Black Mountain one of the greatest places to live, work and raise a family.

I appreciate the guidance and support from the Mayor and Town Council during the process. I would also like to thank the Department Heads and staff for their work in developing this budget.

Copies of this document will be posted on the Town's website and available for public review in the Town Clerk's office. If I may be of assistance, please don't hesitate to contact me.

Respectfully submitted,

Josh M. Harrold
Town Manager

ORDINANCE NO. O-21-10

AN ORDINANCE TO APPROPRIATE FUNDS AND RAISE REVENUES FOR THE FISCAL YEAR BEGINNING JULY 1, 2021 AND ENDING JUNE 30, 2022

BE IT ORDAINED by the Town Council of the Town of Black Mountain, North Carolina, that:

SECTION ONE. The following amounts are hereby appropriated for the operation of the Town government and its activities for the fiscal year beginning July 1, 2021 and ending June 30, 2022, according to the following schedules:

SCHEDULE A. GENERAL FUND

DEPARTMENT NAME	AMOUNT
GOVERNING BOARD	192,500
ADMINISTRATION	871,900
PUBLIC BUILDINGS	1,077,400
POLICE DEPARTMENT	2,438,577
FIRE DEPARTMENT	2,288,425
PLANNING AND DEVELOPMENT	449,946
PUBLIC SERVICES	2,716,200
RECREATION AND PARKS	774,100
GENERAL FUND TOTALS	**$ 10,809,048**

SCHEDULE B. WATER FUND

DEPARTMENT NAME	AMOUNT
ADMINISTRATION - CUSTOMER SERVICE DIVISION	179,900
PUBLIC SERVICES - WATER OPERATIONS DIVISION	2,036,100
WATER FUND TOTALS	**$ 2,216,000**

SCHEDULE C. GOLF FUND

DEPARTMENT NAME	AMOUNT
GOLF OPERATIONS	481,200
PRO SHOP	423,500
GOLF FUND TOTALS	**$ 904,700**

SCHEDULE D. STORMWATER FUND

DEPARTMENT NAME	AMOUNT
STORMWATER OPERATIONS	392,500
STORMWATER FUND TOTALS	**$ 392,500**

SECTION TWO. It is estimated that the following revenues will be available during the fiscal year beginning July 1, 2021 and ending June 30, 2022 to make the foregoing appropriations, according to the following schedules:

SCHEDULE A. GENERAL FUND

Account Description	FY21-22 Recommended Budget
2021 AD VALOREM TAXES	4,484,790
TAX INTEREST	8,000
2020 DMV TAXES	230,000
Ad Valorem / DMV Taxes	**4,722,790**

BUSINESS REGISTRATION	-
AUTOMOBILE LICENSES	33,000
LOCAL SALES TAX	1,644,700
HOLD HARMLESS	230,000
RENTAL TAXES	2,000
Other Taxes	**1,909,700**

ELECTRICITY FRANCHISE TAX	515,000
TELECOMMUNICATION TAX	50,000
PIPED NATURAL GAS EXCISE TAX	20,000
WINE & BEER TAX	37,000
ABC REVENUE	270,000
VIDEO PRGM TAX	110,000
CONTROLLED SUBSTANCE TAX	8,000
NC FIRE TAX STATE BUILDINGS	21,000
Unrestricted Revenues	**1,031,000**

ABC REVENUE - POLICE	20,000
PUBLIC SAFETY DONATIONS	20,000
POWELL BILL	225,000
SR. CTR. DEVELOPMENT GRANT	15,000
SLOT REVENUES	4,000
SOLID WASTE DISPOSAL TAX	6,500
TRAFFIC STUDY GRANT	-
Restricted Revenues	**290,500**

COURT COSTS	800
FIRE INSPECTION FEES	15,000
BUILDING PERMITS	300,000
VARIANCE AND REVIEW FEES	7,500
Permits & Fees	**323,300**

Account Description	FY21-22 Recommended Budget
FIRE PROTECTION	1,350,000
POOL REVENUE	50,000
POOL CONCESSIONS	15,000
POOL RENTALS	5,000
LAKEVIEW UPSTAIRS RENTALS	25,000
LAKEVIEW DOWNSTAIRS RENTALS	3,500
PAVILION & GAZEBO RENTALS	3,500
ADULT SPORTS	4,500
YOUTH SPORTS	35,000
SUMMER CAMP	10,000
RECREATION - SENIOR CITIZEN	3,000
CARVER CENTER RENTALS	60,000
CARVER CENTER ACTIVITIES	1,000
SPECIAL EVENTS	8,000
GARDEN ACTIVITIES	2,000
REC PARK RENTALS	1,000
GREY EAGLE ARENA REVENUES	8,000
SPONSORSHIPS	11,000
Sales & Services	**1,595,500**

ACTIVITY DONATIONS	5,000
INTEREST ON INVESTMENTS	2,000
INTEREST ON FORFEITURE FUNDS	
INTEREST INVESTMENT-POWELL BILL	4,000
INTEREST ON NCCMT POLICE SEP	2,800
MISC REVENUE	25,000
SALE OF EQUIPMENT AND VEHICLE	10,000
TAKE HOME VEHICLE REIMB	8,000
FUND BALANCE APPROPRIATED	247,368
FUND BALANCE APP POWELL BILL	475,000
INTERFUND TRANS FROM GOLF	30,000
INTERFUND TRANS FROM WATER	127,090
PROCEEDS-INSTALLMENT PURCHASES	
Other	**936,258**

TOTAL GENERAL FUND REVENUES **10,809,048**

SCHEDULE B. WATER FUND

Account Description	FY21-22 Recommended Budget
MSD BILLING FEE REVENUE	100,500
WATER SALES	1,518,000
WATER TAPS	75,000
SERVICES CHARGE REVENUE	30,000
IMPACT FEES	250,000
SPECIAL BOND REVENUE	122,000
INTEREST IN INVESTMENTS	1,000
MISC REVENUE	2,000
LATE FEES	33,000
FUND BALANCE APPROPRIATED	84,500
TOTAL WATER FUND REVENUES	**$ 2,216,000**

SCHEDULE C. GOLF FUND

Account Description	FY21-22 Recommended Budget
GREEN FEES	290,000
MEMBERSHIPS	95,000
GOLF CARTS	240,000
MISC	1,000
PRO SHOP MERCHANDISE	25,000
19TH HOLE REVENUE	4,800
SALE OF EQUIPMENT	2,000
TRANSFER TO GOLF FUND	76,900
DEBT PROCEEDS	170,000
TOTAL GOLF FUND REVENUES	**$ 904,700**

SCHEDULE D. STORMWATER FUND

Account Description	FY21-22 Recommended Budget
STORMWATER FEES	387,500
STORMWATER PERMITS	5,000
STORMWATER FUND REVENUES	**$ 392,500**

SECTION THREE. There is hereby levied the following rate of tax on each one hundred dollars ($100) valuation of taxable property, as listed for taxes as of January 1, 2021, for the purpose of raising the current year's tax revenue, as set for in the foregoing estimates of revenue in order to finance the foregoing appropriations:

GENERAL FUND (for the general expenses incident to the proper government of the Town and for the payment of interest and principal on outstanding debt):

TOTAL RATE per $100 valuation of taxable property - 30.60 cents

Such rates of tax are based on an estimated valuation for the purpose of taxation of $1,543,840,596 and an estimated rate of collection of 99.5 percent.

SECTION FOUR. Appropriations are authorized by department totals. The Finance Officer is authorized to reallocate departmental appropriations among various line item objects of expenditures and revenues as necessary during the budget year. However, any actual changes to salary or compensation of any employee, for any reason (except for COLA amounts approved in this document) shall be approved by the Town Council before such change takes effect.

The Town Manager (Budget Officer) is authorized to reallocate appropriations among departments within a limit of 5% of each fund (General, Water, Golf Funds). Any such transfers shall be reported to the Town Council at its next regular meeting following the transfer and shall be entered into the official minutes of the Town of Black Mountain.

SECTION FIVE. Copies of this ordinance shall be furnished to the Town Manager, Finance Director, Town Clerk, and the Deputy Finance Officer for their direction in the disbursement of the Town's funds and for public inspection.

Duly adopted this ___nd day of June 2021.

Larry B. Harris, Mayor

ATTEST:

Savannah M. Parrish, Town Clerk

THIS PAGE INTENTIONALLY LEFT BLANK.

TOTAL FUNDS BUDGET SUMMARY

EXPENDITURES SUMMARY by MAJOR FUND

	FY19-20 Actual	FY20-21 Original Budget	FY20-21 Amended Budget	FY20-21 Estimated Expenditures	FY21-22 Recommended Budget	% Change From FY20-21 Original
General Fund	$ 9,035,168	$ 9,011,782	$ 9,188,993	$ 8,361,166	$ 10,809,048	19.94%
Water Fund	1,730,700	1,689,122	1,689,122	1,722,061	2,216,000	31.19%
Golf Fund	615,100	615,100	-	593,225	904,700	47.08%
Stormwater	-	-	-	-	392,500	N/A
Total	**$ 11,380,968**	**$ 11,316,004**	**$ 10,878,115**	**$ 10,676,453**	**$ 14,322,248**	**26.57%**

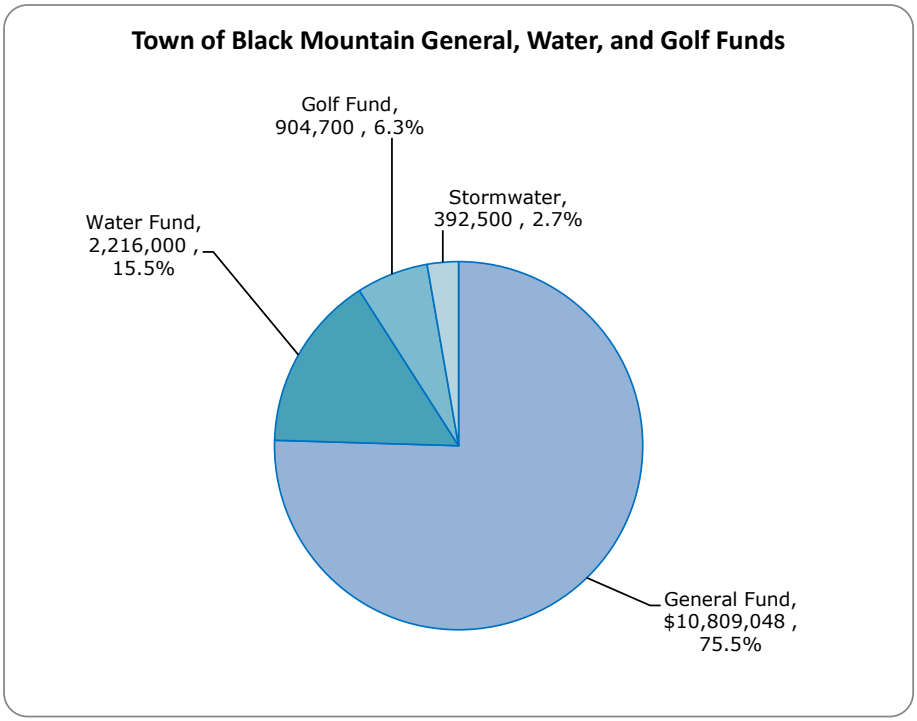

TOTAL FUNDS BUDGET SUMMARY

EXPENDITURES SUMMARY by CATEGORY

	FY19-20 Actual	FY20-21 Original Budget	FY20-21 Amended Budget	FY20-21 Estimated Expenditures	FY21-22 Recommended Budget	% Change From FY20-21 Original
Personnel	$ 6,029,576	$ 6,041,986	$ 5,803,586	$ 5,995,841	$ 7,046,451	16.62%
Operating Costs	3,752,168	3,665,715	3,710,590	3,146,595	4,350,290	18.68%
Capital	1,132,436	990,100	1,132,436	915,375	2,174,480	119.62%
Debt Payment	231,376	618,203	618,203	618,641	751,027	21.49%
Total	**$ 11,145,556**	**$ 11,316,004**	**$ 11,264,815**	**$ 10,676,453**	**$ 14,322,248**	**26.57%**

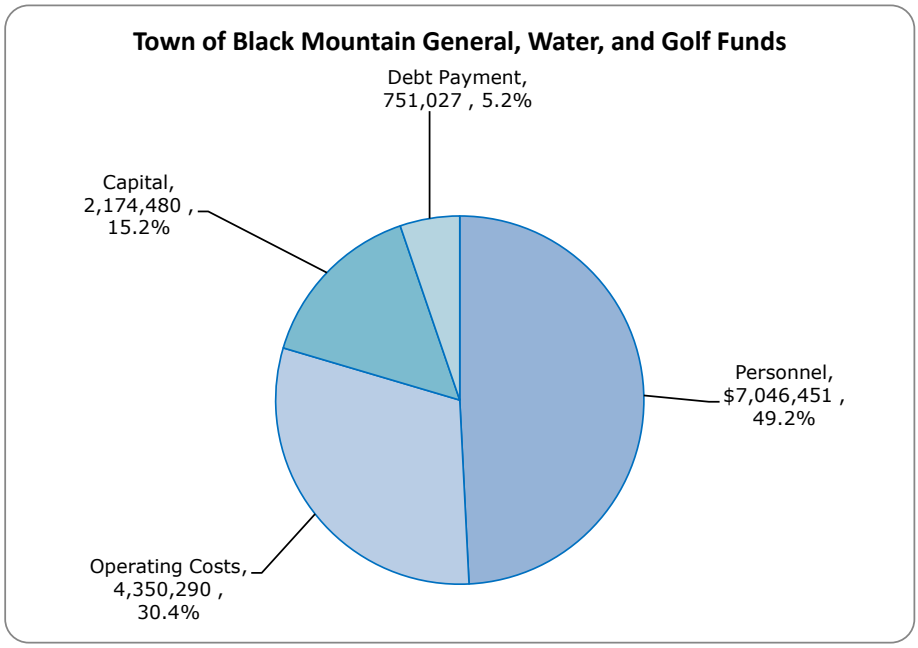

GENERAL FUND BUDGET SUMMARY

EXPENDITURES SUMMARY by CATEGORY

	FY19-20 Actual	FY20-21 Original Budget	FY20-21 Amended Budget	FY20-21 Estimated Expenditures	FY21-22 Recommended Budget	% Change From FY20-21 Original
Personnel	$ 5,217,356	$ 5,229,766	$ 5,219,766	$ 5,252,110	$ 6,027,471	15.25%
Operating Costs	2,822,700	2,777,825	2,822,700	2,147,327	2,828,350	1.82%
Capital	810,436	668,100	810,436	578,500	1,458,500	118.31%
Debt Payment	231,376	382,791	382,791	383,229	494,727	29.24%
Total	**$ 9,081,868**	**$ 9,058,482**	**$ 9,235,693**	**$ 8,361,166**	**$ 10,809,048**	**19.33%**

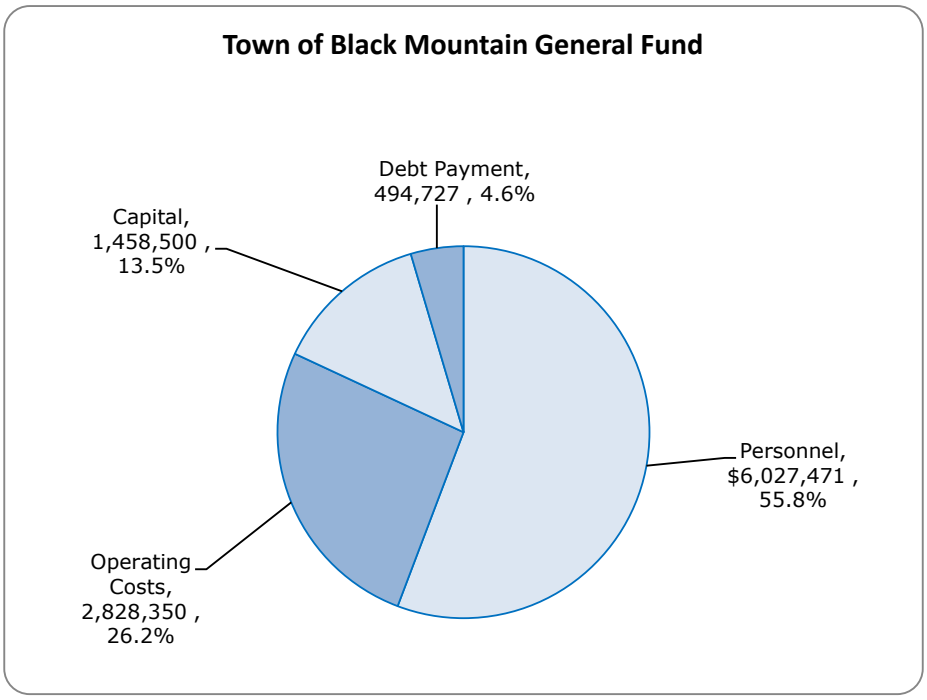

GENERAL FUND BUDGET SUMMARY

EXPENDITURES SUMMARY by BUDGET UNIT

	FY19-20 Actual	FY20-21 Original Budget	FY20-21 Amended Budget	FY20-21 Estimated Expenditures	FY21-22 Recommended Budget	% Change From FY20-21 Original
Governing Board	$ 145,190	$ 147,600	$ 147,600	$ 153,080	$ 192,500	30.42%
Administration	$ 701,106	$ 701,106	$ 701,106	$ 712,113	$ 871,900	24.36%
Public Buildings	$ 888,887	$ 731,376	$ 888,887	$ 808,376	$ 1,077,400	47.31%
Police	$ 2,079,744	$ 2,178,159	$ 2,231,159	$ 2,206,000	$ 2,438,577	11.96%
Fire	$ 1,902,303	$ 1,902,303	$ 1,902,303	$ 1,735,303	$ 2,288,425	20.30%
Building,Planning, and Zoning	$ 622,610	$ 632,610	$ 622,610	$ 508,853	$ 449,946	-28.87%
Public Services	$ 2,062,228	$ 2,002,428	$ 2,062,228	$ 1,718,412	$ 2,716,200	35.65%
Recreation Services	$ 679,800	$ 762,900	$ 679,800	$ 519,029	$ 774,100	1.47%
TOTAL	**$ 9,081,868**	**$ 9,058,482**	**$ 9,235,693**	**$ 8,361,166**	**$ 10,809,048**	**19.33%**

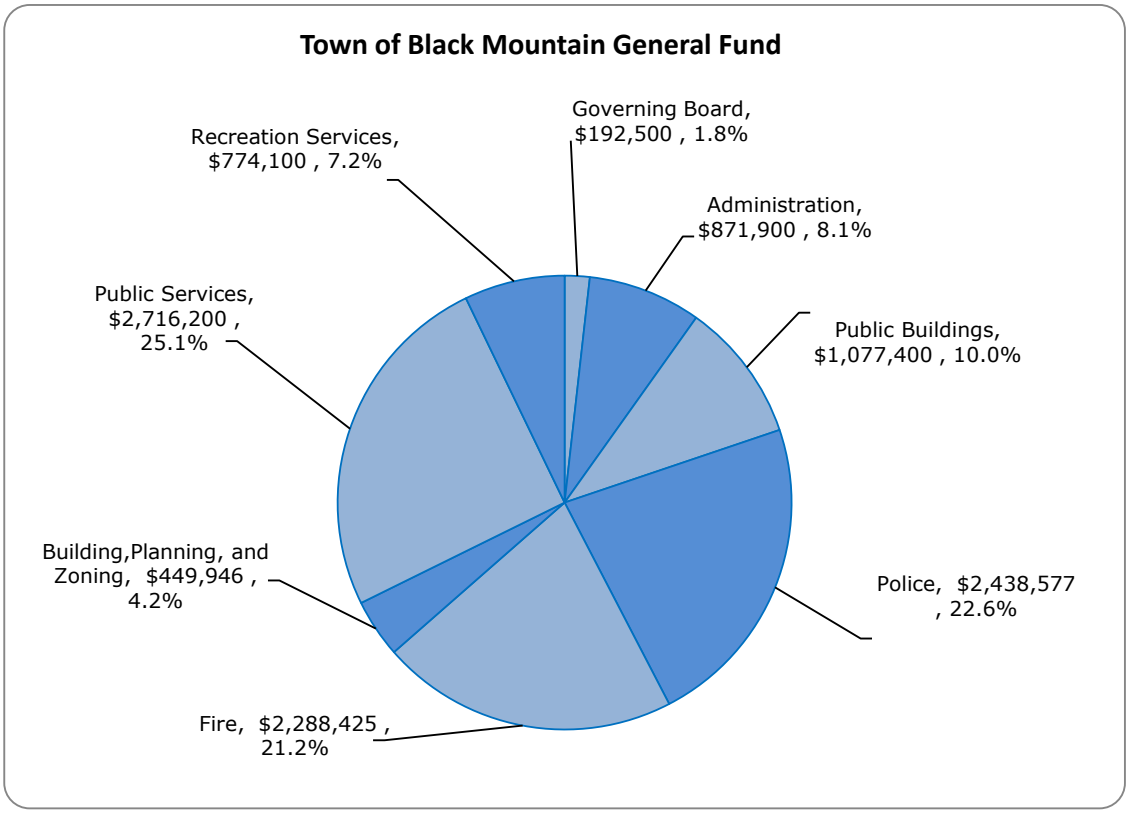

GENERAL FUND REVENUES SUMMARY

Account Description	FY19-20 Actual	FY20-21 Original Budget	FY20-21 Amended Budget	FY20-21 Estimated Revenues	FY21-22 Recommended Budget	% Change From FY20-21 Original
Ad Valorem / DMV Taxes	3,841,970	4,194,000	4,194,000	4,352,754	4,722,790	12.61%
Other Taxes	1,769,500	1,769,500	1,769,500	1,774,656	1,909,700	7.92%
Unrestricted Revenues	817,000	817,000	817,000	852,000	1,031,000	26.19%
Restricted Revenues	358,500	296,500	358,500	316,577	290,500	-2.02%
Permits & Fees	283,300	283,300	283,300	303,800	323,300	14.12%
Sales & Services	1,509,850	1,509,850	1,509,850	1,595,500	1,595,500	5.67%
Other	686,543	412,857	686,543	936,258	936,258	126.78%
Total	**$ 9,266,663**	**$ 9,283,007**	**$ 9,618,693**	**$ 10,131,545**	**$ 10,809,048**	**16.44%**

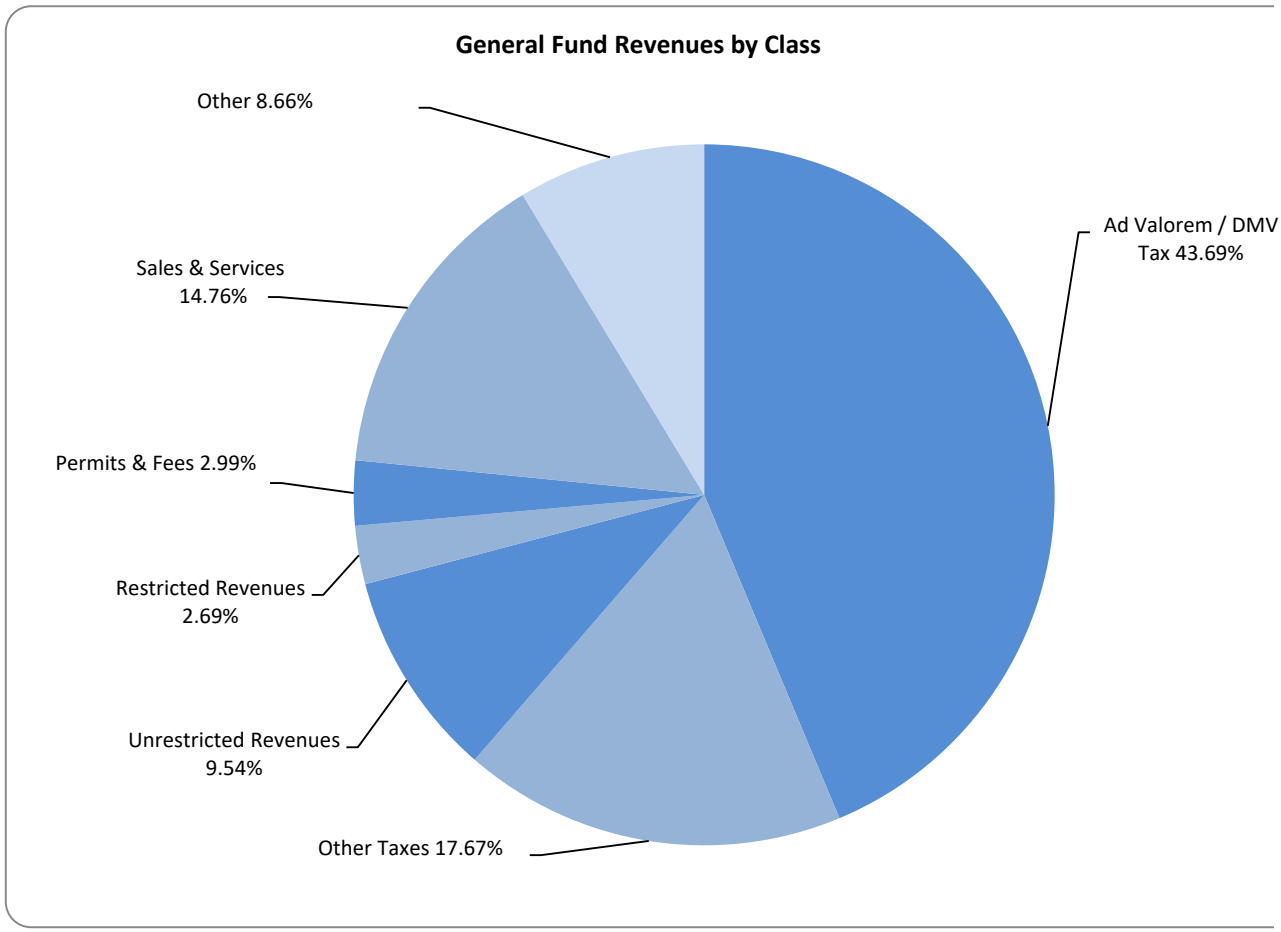

2021-2022 Budget
General Fund Revenue

ACCOUNT NUMBER	DESCRIPTION	ACTUAL FY19-20	ORIGINAL BUDGET FY20-21	AMENDED BUDGET FY20-21	ACTUAL 3-31-2021	PROJECTED TO 6-30-21	DEPT REQUEST FY21-22	MANAGER RECOMMENDED FY21-22
10-00-3018-100	2018 AD VALOREM TAXES						-	-
10-00-3019-100	2019 AD VALOREM TAXES	3,950,501	3,961,000					
10-00-3020-100	2020 AD VALOREM TAXES	-	-	-	4,104,754	4,104,754		
10-00-3021-100	2021 AD VALOREM TAXES						4,484,790	4,484,790
10-00-3050-100	TAX INTEREST	8,877	8,000	8,000	17,329	18,000	8,000	8,000
10-00-3119-100	2019 DMV TAXES	165,423	-	-	-	-	-	-
10-00-3120-100	2020 DMV TAXES		225,000	225,000	229,954	230,000	230,000	230,000
	Ad Valorem / DMV Taxes	**4,124,801**	**4,194,000**	**233,000**	**4,352,037**	**4,352,754**	**4,722,790**	**4,722,790**
10-00-3055-100	BUSINESS REGISTRATION FEES	9,015	9,000	9,000	-	-	-	-
10-00-3060-100	AUTOMOBILE LICENSES	33,185	33,000	33,000	6,015	33,000	33,000	33,000
10-00-3065-100	ARTICLE 39	786,324	820,000	820,000	574,657	820,000	884,750	884,750
10-00-3065-101	ARTICLE 40	275,762	290,000	290,000	214,233	300,000	322,650	322,650
10-00-3065-102	ARTICLE 42	374,348	410,000	410,000	277,970	400,000	436,800	436,800
10-00-3065-104	ARTICLE 44	12	1,000	1,000	21	500	500	500
10-00-3227-100	HOLD HARMLESS	200,882	205,000	205,000	160,863	219,156	230,000	230,000
10-00-3070-100	RENTAL TAXES	1,803	1,500	1,500	2,127	2,000	2,000	2,000
	Other Taxes	**1,681,331**	**1,769,500**	**1,769,500**	**1,235,886**	**1,774,656**	**1,909,700**	**1,909,700**
10-00-3205-200	ELECTRICITY FRANCHISE TAX	488,808	500,000	500,000	340,867	510,000	515,000	515,000
10-00-3210-200	TELECOMMUNICATION TAX	55,271	60,000	60,000	30,546	50,000	50,000	50,000
10-00-3215-200	PIPED NATURAL GAS EXCISE TAX	22,542	20,000	20,000	9,980	20,000	20,000	20,000
10-00-3220-200	WINE & BEER TAX	36,602	38,000	38,000	-	36,500	37,000	37,000
10-00-3230-200	ABC REVENUE	91,500	54,000	54,000	82,500	97,500	270,000	270,000
10-00-3240-200	VIDEO PRGM TAX	113,890	120,000	120,000	79,065	105,000	110,000	110,000
10-10-3320-300	UNAUTHORIZED SUBSTANCE TAX	8,852	5,000	5,000	6,023	12,000	8,000	8,000
10-10-3420-400	NC FIRE TAX STATE BUILDINGS	20,999	20,000	20,000	-	21,000	21,000	21,000
	Unrestricted Revenues	**838,464**	**817,000**	**817,000**	**548,981**	**852,000**	**1,031,000**	**1,031,000**
10-00-3355-300	DOWNTOWN STREETSCAPE GRANT	9,622	-	-	-	-	-	-
10-00-3366-300	PIGEON RIVER GRANT	28,000	-	-	-	-	-	-
10-10-3305-300	PUBLIC SAFETY DONATIONS	21,557	20,000	28,000	-	20,000	20,000	20,000
10-10-3315-300	FORFEITURE FUNDS	715	-	-	-	500	-	-
10-10-3318-300	SLOT	10,203	6,000	6,000	18,323	20,000	4,000	4,000
10-10-3333-300	HIGHWAY SAFETY GRANT	16,090	-	-	-	-	-	-
10-10-3335-300	ABC REVENUE - POLICE	16,385	15,000	25,000	14,326	13,000	20,000	20,000
10-10-3395-300	GCC GRANT	-	-	25,000	-	23,179	-	-
10-10-3396-300	DOWNTOWN TRAFFIC STUDY	8,999		19,000	-	-	-	-
10-20-3325-300	POWELL BILL	235,457	238,000	238,000	221,898	221,898	225,000	225,000
10-80-3705-700	SR. CTR. DEVELOPMENT GRANT	10,693	12,000	12,000	-	12,000	15,000	15,000
10-80-3770-700	PARTF GRANT	-	-	-	-	-	-	-
10-00-3250-200	SOLID WASTE DISPOSAL TAX	5,881	5,500	5,500	4,711	6,000	6,500	6,500
	Restricted Revenues	**363,602**	**296,500**	**358,500**	**259,258**	**316,577**	**290,500**	**290,500**
10-10-3405-400	COURT COSTS	710	800	800	216	800	800	800
10-10-3425-400	FIRE INSPECTION FEES	1,650	25,000	25,000	5,948	15,000	15,000	15,000
10-10-3430-400	BUILDING PERMITS	237,099	245,000	245,000	273,895	280,000	300,000	300,000
10-10-3445-400	STORMWATER PERMITS	4,262	5,000	5,000	3,565	2,000	-	-
10-10-3455-400	VARIANCE AND REVIEW FEES	5,371	7,500	7,500	5,776	6,000	7,500	7,500
	Permits & Fees	**249,092**	**283,300**	**283,300**	**289,400**	**303,800**	**323,300**	**323,300**

2021-2022 Budget
General Fund Revenue

ACCOUNT NUMBER	DESCRIPTION	ACTUAL FY19-20	ORIGINAL BUDGET FY20-21	AMENDED BUDGET FY20-21	ACTUAL 3-31-2021	PROJECTED TO 6-30-21	DEPT REQUEST FY21-22	MANAGER RECOMMENDED FY21-22
10-10-3415-400	FIRE DISTRICT AD VAL TAX	936,136	950,000	950,000	799,338	932,400	1,020,000	1,020,000
10-10-3415-401	FIRE DISTRICT SALES TAX DIST	242,677	300,000	300,000	218,738	330,000	330,000	330,000
10-80-3440-400	POOL REVENUE	48,932	53,000	53,000	-	23,000	50,000	50,000
10-80-3445-400	POOL CONCESSIONS	14,947	15,000	15,000	-	9,000	15,000	15,000
10-80-3446-400	POOL RENTALS	5,072	5,000	5,000	-	1,000	5,000	5,000
10-80-3455-400	LAKEVIEW UPSTAIRS RENTALS	24,973	22,000	22,000	-	10,000	25,000	25,000
10-80-3456-400	LAKEVIEW DOWNSTAIRS RENTALS	3,805	3,000	3,000	-	3,500	3,500	3,500
10-80-3457-400	PAVILION & GAZEBO RENTALS	3,480	2,000	2,000	1,335	1,800	3,500	3,500
10-80-3461-400	ADULT SPORTS	4,724	8,000	8,000	-	3,200	4,500	4,500
10-80-3462-400	YOUTH SPORTS	40,302	42,000	42,000	6,266	27,000	35,000	35,000
10-80-3463-400	SUMMER CAMP	10,999	15,000	15,000	3,050	7,200	10,000	10,000
10-80-3465-400	RECR SENIOR CITIZEN ACTIVITY	2,074	6,000	6,000	-	500	3,000	3,000
10-80-3475-400	CARVER CENTER RENTALS	46,037	45,000	45,000	31,640	35,000	60,000	60,000
10-80-3480-400	CARVER CENTER ACTIVITIES	40	2,500	2,500	-	-	1,000	1,000
10-80-3481-400	SPECIAL EVENTS	8,464	10,500	10,500	792	7,000	8,000	8,000
10-80-3482-400	GARDEN ACTIVITIES	2,050	2,500	2,500	2,365	1,500	2,000	2,000
10-80-3490-400	REC PARK REVENUE	760	750	750	-	2,000	1,000	1,000
10-80-3492-400	BOUNCE HOUSE RENTAL	7,849	7,500	7,500	-	5,500	-	-
10-80-3495-400	GREY EAGLE ARENA RENTALS	11,624	6,000	6,000	-	5,200	8,000	8,000
10-80-3600-400	SPONSORSHIP - SPECIAL EVENTS	2,050	2,000	2,000	1,200	2,000	2,000	2,000
10-80-3601-400	SPONSORSHIP - FIREWORKS	12,576	8,100	8,100	-	3,000	7,000	7,000
10-80-3602-400	SPONSORSHIP - YOUTH SPORTS	1,040	2,000	2,000	-	1,000	1,000	1,000
10-80-3603-400	SPONSORSHIP - OTHER	25	2,000	2,000	2,173	500	1,000	1,000
	Sales & Services	**1,430,636**	**1,509,850**	**1,509,850**	**1,066,897**	**1,411,300**	**1,595,500**	**1,595,500**
10-00-3300-300	ACTIVITY DONATIONS	7,356	5,000	5,000	-	5,000	5,000	5,000
10-00-3315-300	DONATIONS - LAKE TOMAHAWK PLAYGR	-	-	-	-	8,000	-	-
10-00-3800-800	INTEREST ON INVESTMENTS	82,393	80,000	80,000	1,848	60,000	2,000	2,000
10-00-3801-800	INTEREST ON FORFEITURE FUNDS	8	100	100	9	10	-	-
10-00-3805-800	INTEREST INVESTMNT-POWELL BILL	5,205	5,000	5,000	66	4,500	4,000	4,000
10-00-3806-800	INTEREST ON NCCMT POLICE SEPARATI	3,758	5,000	5,000	33	2,300	2,800	2,800
10-00-3815-800	MISC REVENUE	26,491	20,000	20,000	33,987	26,000	25,000	25,000
10-00-3820-800	SALE OF EQUIPMENT AND VEHICLE	3,463	8,000	8,000	-	564,000	10,000	10,000
10-00-3840-800	INSURANCE SETTLEMENT	35,302	-	-	-			
10-00-3845-800	TAKE HOME VEHICLE REIMB	7,995	7,200	7,200	4,742	8,500	8,000	8,000
10-00-3900-900	COST REIMB FROM GOLF FUND	30,000	30,000	30,000	-	30,000	30,000	30,000
10-00-3905-900	FUND BALANCE APPROPRIATED	-	105,517	281,133	-	-	247,368	247,368
10-20-3925-900	FUND BALANCE APP - POWELL BILL	-	-	54,800	-	-	475,000	475,000
10-00-3915-900	COST REIMB FROM WATER FUND	127,090	127,090	127,090	-	127,090	127,090	127,090
10-00-3920-900	PROCEEDS-INSTALLMENT PURCHASES	434,150		43,270	-	43,270	-	-
10-10-3835-800	MONTREAT DISPATCHERS	19,000	19,950	19,950	9,975	19,950	-	-
	Miscellaneous	**782,211**	**412,857**	**686,543**	**50,660**	**898,620**	**936,258**	**936,258**
	GRAND TOTAL	**9,470,137**	**9,283,007**	**5,657,693**	**7,803,119**	**9,909,707**	**10,809,048**	**10,809,048**

GENERAL FUND REVENUES SUMMARY

Ad Valorem / DMV Taxes
The largest component of this class is the Ad Valorem Taxes on real property. This class also includes the DMV portion of the property tax. Buncombe County taxable property went through revaluation in January of 2021.

Other Taxes
The largest component of this class is the combined Local Sales Taxes. The State collects and distributes the proceeds from the locally levied tax on retail sales. Sales Tax in Buncombe County is distributed on an ad valorem basis, and Black Mountain's portion of the tax currently stands at 1.45% of the tax collected. Sales tax makes up close to 20% of the General Fund budget, and the Town has seen healthy increases in this area in recent years.

Unrestricted Revenues
The largest component of this class is the Electricity Franchise Tax, followed by the Video Programming Tax, the Telecommunications Tax. The electricty tax is highly sensitive to weather conditions. Also included in this category are local ABC taxes, a State wine and beer tax, and a fire tax on state owned buildings. This category has seen healthy growth in recent years as the Town has experienced residential and commercial growth.

Restricted Revenues
These are appropriated only for specified purposes. The largest component has historically been the Town's share of Powell Bill funds. Powell Bill funds are generated from the State gasoline tax, and are distributed to municipalities through a formula based on a Town's population and street mileage. Powell Bill funds can be used for street maintenance, construction, sidewalks, drainage and other street related needs.

Permits & Fees
The largest component of this class are fees related to building permits. Building permit fees are issued on new and existing buildings when the buildings are renovated or newly constructed for commercial property, single family dwellings, townhouses, condominiums and duplexes. They also include fees related mechanical, electrical, and plumbing improvements.

Sales & Services
The largest component is our Fire Protection revenue, along with other revenues from programs conducted by the Recreation & Parks Department. The Town receives an ad valorum and sales tax for properties located in the East Buncombe Fire district, which includes the Town of Montreat, and encompasses over 12,800 acres. Some of the larger Recreation revenues include pool revenue, youth sports, and recreation facility rentals.'

Other
This includes Fund Balance Appropriated, Inter-fund Transfers from the enterprise funds, and Miscellaneous Revenues. The Town typically appropriates close to $200,000 annually in the General Fund. The Water and Golf funds reimburse the General Fund $157,090 for services including insurance, accounting, payroll, and IT services

GOVERNING BOARD

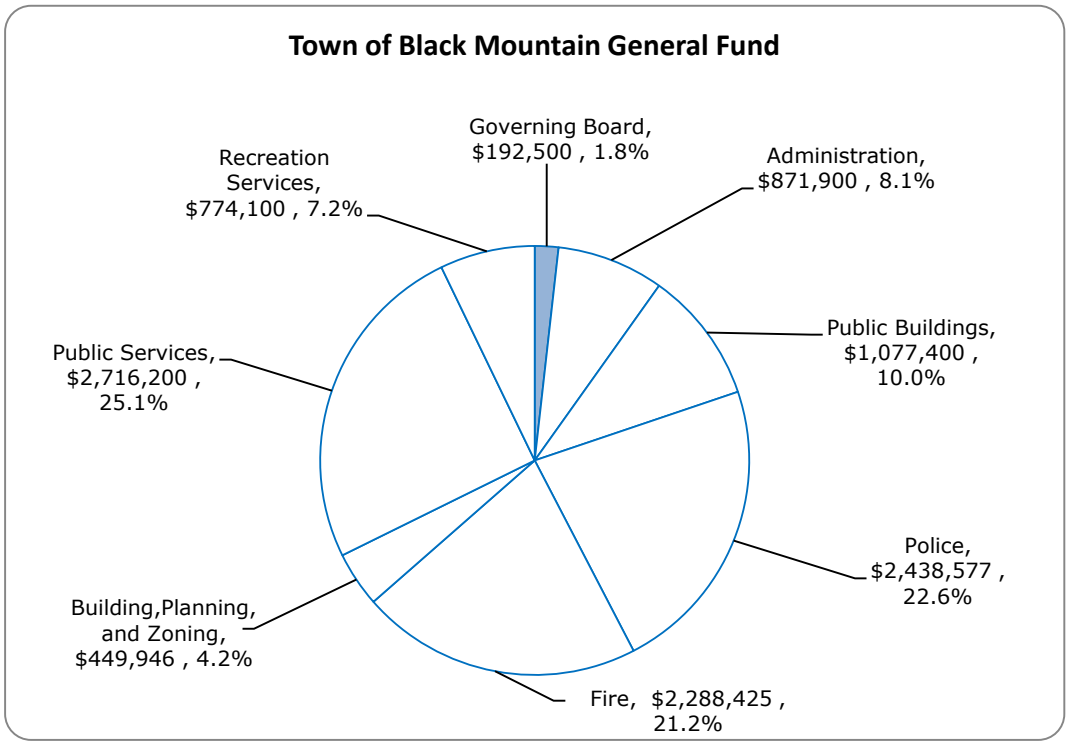

The Governing Board is comprised of the five Council Memnbrs and the Mayor, and collectively they are the official legislative and policy-making body of the Town of Black Mountain. Each member is elected at large by the voters of the Town for staggered four year terms. The meetings of this Board are presided over by the Mayor (also elected at large for a four year term), who can vote on matters before the Board in the event of a tie. They seek public input and input from appointed, voluntary advisory boards and commissions. This body appoints the Town Manager and the Town Attorney.

GOVERNING BOARD

EXPENDITURES SUMMARY

	FY19-20 Actual	FY20-21 Original Budget	FY20-21 Amended Budget	FY20-21 Estimated Expenditures	FY21-22 Recommended Budget	% Change From FY20-21 Original
Personnel	$ 41,890	$ 44,300	$ 44,300	$ 44,280	$ 44,300	0.00%
Operating Costs	103,300	103,300	103,300	108,800	148,200	43.47%
Total	**$ 145,190**	**$ 147,600**	**$ 147,600**	**$ 153,080**	**$ 192,500**	**30.42%**

2021-2022 Budget
Governing Board

ACCOUNT NUMBER	DESCRIPTION	ACTUAL FY19-20	ORIGINAL BUDGET FY20-21	AMENDED BUDGET FY20-21	ACTUAL 3-31-2021	PROJECTED TO 6-30-21	DEPT REQUEST FY21-22	MANAGER RECOMMENDED FY21-22
PERSONNEL SERVICES:								
10.00.4100.020	SALARIES & WAGES	41,890	41,100	41,100.00	27,366.00	41,100.00	41,100	41,100
10.00.4100.050	FICA EXPENSE	-	3,200.00	3,200.00	2,094.00	3,180.00	3,200	3,200
TOTALS:	***PERSONNEL SERVICES***	***$ 41,890***	***$ 44,300***	***$ 44,300***	***$ 29,460***	***$ 44,280***	***$ 44,300***	***$ 44,300***
OPERATING EXPENSES:								
10.00.4100.040	PROF SERVICES	88,706	76,600	76,600	49,655	76,600	90,000	90,000
10.00.4100.140	PROF DEVELOPMENT	210	2,000	2,000	540	2,000	5,000	5,000
10.00.4100.330	DEPARTMENT SUPPLIES	1,712	1,200	1,200	573	1,200	1,200	1,200
10.00.4100.450	CONTRACT SERVICE	4,240	4,000	4,000	300	3,500	5,000	5,000
10.00.4100.520	CONTRIBUTIONS	39,000	19,500	19,500	20,250	25,500	47,000	47,000
TOTALS:	***OPERATING EXPENSES***	***$ 133,868***	***$ 103,300***	***$ 103,300***	***$ 71,318***	***$ 108,800***	***$ 148,200***	***$ 148,200***
CAPITAL OUTLAY:								
10.00.4100.730	CAPITAL OUTLAY	-	-	-	-	-	-	-
TOTALS:	***CAPITAL OUTLAY***	***$ -***	***$ -***	***$ -***	***$ -***	***$ -***	***$ -***	***$ -***
DEBT PAYMENT:								
10.00.4100.900	DEBT PAYMENT	-	-	-	-	-	-	-
TOTALS:	***DEBT PAYMENT***	***$ -***	***$ -***	***$ -***	***$ -***	***$ -***	***$ -***	***$ -***
GOVERNING BOARD TOTAL:		**$ 175,758**	**$ 147,600**	**$ 147,600**	**$ 100,778**	**$ 153,080**	**$ 192,500**	**$ 192,500**

GENERAL FUND - GOVERNING BOARD
10-00-4100

.020 SALARIES & WAGES		**$ 44,300**
1 Mayor		
5 Aldermen		
.040 PROFESSIONAL SERVICES		**$ 90,000**
Legal services	43,500	
Audit contract	22,500	
Video recording monthly board meetings	23,000	
Misc minutes	1,000	
.140 PROFESSIONAL DEVELOPMENT		**$ 5,000**
Governing Board	5,000	
.330 DEPARTMENTAL SUPPLIES		**$ 1,200**
Misc	1,200	
.450 CONTRACT SERVICES		**$ 5,000**
Codification of Ordinances	5,000	
Election costs	-	
.520 CONTRIBUTIONS		**$ 47,000**
Black Mountain Library	12,000	
Chamber of Commerce - General	9,000	
Beautification Committee	8,000	
Swannanoa Christian Ministry	7,500	
Friends of Fonta Flora	5,000	
Chamber of Commerce - Economic Dev	3,000	
Swannanoa Valley Museum	2,500	
Owen Football	-	
Owen Little League	-	
Owen Softball	-	
	TOTAL	**$192,500**

ADMINISTRATION DEPARTMENT

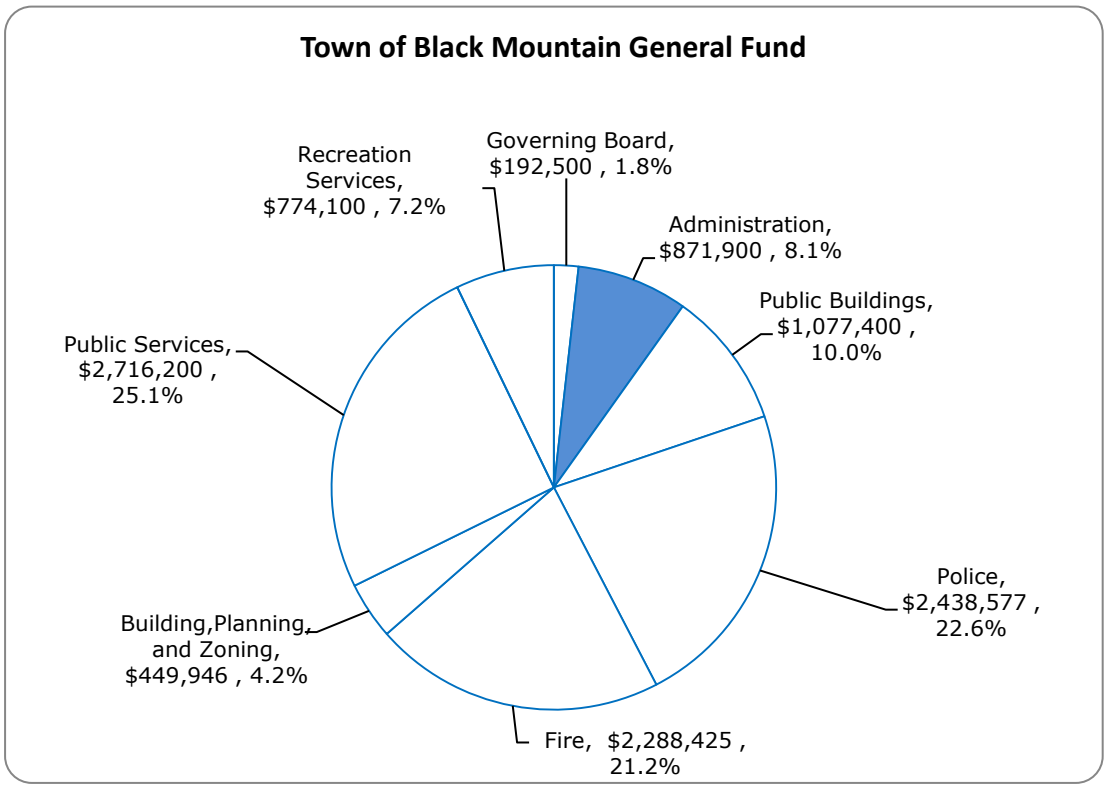

The Administration Department serves to provide for the coordination and oversight of Town delivered services; to provide support to the Council Members; and to provide citizens and visitors with quality customer service and cost effective, innovative problem solving.

Organizational background

The Administration Department is represented as one budget unit, but actually consists of several components: the Town Manager, the Town Clerk, the HR functions, and the Finance & Information Services functions. The Finance Department also manages the customer service unit of the water fund, in Water Administration. The Administration Department manages the non-departmental supporting functions of the Public Buildings budget unit as well.

ADMINISTRATION DEPARTMENT

EXPENDITURES SUMMARY

	FY19-20 Actual	FY20-21 Original Budget	FY20-21 Amended Budget	FY20-21 Estimated Expenditures	FY21-22 Recommended Budget	% Change From FY20-21 Original
Personnel	$ 503,806	$ 503,806	$ 503,806	$ 507,431	$ 600,000	19.09%
Operating Costs	197,300	197,300	159,858	204,682	266,900	35.28%
Capital	-	-	-	-	5,000	N/A
Total	**$ 701,106**	**$ 701,106**	**$ 663,664**	**$ 712,113**	**$ 871,900**	**24.36%**

2021-2022 Budget
Administrative Department

ACCOUNT NUMBER	DESCRIPTION	ACTUAL FY19-20	ORIGINAL BUDGET FY20-21	AMENDED BUDGET FY20-21	ACTUAL 3-31-2021	PROJECTED TO 6-30-21	DEPT REQUEST FY21-22	MANAGER RECOMMENDED FY21-22
PERSONNEL SERVICES:								
10-00-4200-020	SALARIES & WAGES	360,542	358,303	358,303	223,534	361,546	376,800	438,800
10-00-4200-050	FICA EXPENSE	27,209	27,082	27,082	17,080	27,494	28,900	28,900
10-00-4200-060	GROUP INSURANCE	37,339	46,416	46,416	27,625	45,020	44,800	44,800
10-00-4200-070	RETIREMENT LGERS	47,973	54,335	54,335	37,246	55,365	68,600	68,600
10-00-4200-080	RETIREMENT 401K	16,779	17,670	17,670	11,014	18,006	18,900	18,900
TOTALS:	***PERSONNEL SERVICES***	***$ 489,842***	***$ 503,806***	***$ 503,806***	***$ 316,499***	***$ 507,431***	***$ 538,000***	***$ 600,000***
OPERATING EXPENSES:								
10-00-4200-040	PROF SERVICES	15,579	12,600	12,600	12,106	10,000	12,600	12,600
10-00-4200-100	POSTAGE	5,376	2,500	2,500	6,421	10,000	10,000	10,000
10-00-4200-110	TELEPHONE	2,945	3,500	3,500	1,921	3,500	3,700	3,700
10-00-4200-140	PROF DEVELOPMENT	16,482	20,000	20,000	6,297	18,000	20,000	20,000
10-00-4200-160	M & R EQUIPMENT	16,540	18,700	18,700	16,418	20,000	23,800	23,800
10-00-4200-260	ADVERTISING	8,658	9,000	9,000	1,251	8,500	8,000	8,000
10-00-4200-320	ACTIVITY EXPENSE	4,721	8,000	8,000	2,017	7,000	8,000	8,000
10-00-4200-322	EMPLOYEE HEALTH	-	1,500	1,500	-	-	1,500	1,500
10-00-4200-330	DEPARTMENT SUPPLIES	9,333	6,500	6,500	3,744	7,500	8,000	8,000
10-00-4200-331	CONTINGENCY	-	-	-	-	-	25,000	25,000
10-00-4200-340	BANKING FEES	12,185	11,000	11,000	6,448	12,000	12,500	12,500
10-00-4200-345	TAX COLLECTION FEES	79,404	78,000	78,000	82,617	81,682	82,000	82,000
10-00-4200-450	CONTRACT SERVICES	6,500	11,000	11,000	4,151	8,000	32,300	32,300
10-00-4200-530	DUES & SUBSCRIPTIONS	12,673	13,000	13,000	12,846	13,500	14,500	14,500
10-00-4200-550	UNEMPLOYMENT EXPENSE	5,120	2,000	2,000	3,621	5,000	5,000	5,000
TOTALS:	***OPERATING EXPENSES***	***$ 195,516***	***$ 197,300***	***$ 197,300***	***$ 159,858***	***$ 204,682***	***$ 266,900***	***$ 266,900***
CAPITAL OUTLAY:								
10-00-4200-730	CAPITAL OUTLAY	-	-	-	-	-	5,000	5,000
TOTALS:	***CAPITAL OUTLAY***	***$ -***	***$ -***	***$ -***	***$ -***	***$ -***	***$ 5,000***	***$ 5,000***
DEBT PAYMENT:								
TOTALS:	***DEBT PAYMENT***	***$ -***	***$ -***	***$ -***	***$ -***	***$ -***	***$ -***	***$ -***
ADMINISTRATION DEPARTMENT TOTAL:		**$ 685,358**	**$ 701,106**	**$ 701,106**	**$ 476,357**	**$ 712,113**	**$ 809,900**	**$ 871,900**

GENERAL FUND - ADMINISTRATION
10-00-4200

.020 SALARIES, WAGES & BENEFITS		**$ 600,000**
1 Town Manager		
1 Assistant Town Manager / Finance Director		
1 Deputy Finance Director - Vacant		
1 Town Clerk/Public Information Officer		
1 HR Coordinator		
1 Senior Accountant		
1 Accounts Payable		
.040 PROFESSIONAL SERVICES		**$ 12,600**
Studies and Consultations	4,500	
EAP Program	3,500	
Misc	2,500	
Whistle Blower Hotline	2,100	
.100 POSTAGE		**$ 10,000**
Machine Rental	800	
Town Postage All Depts.	2,500	
Misc	1,700	
.110 TELEPHONE		**$ 3,700**
Landlines	1,400	
Cell Phone and Ipad	1,300	
Cell Phone Stipends	1,000	
.140 PROFESSIONAL DEVELOPMENT		**$ 20,000**
Finance, Town Manager, HR, Clerk	20,000	
.160 M-R EQUIPMENT		**$ 23,800**
1/2 of Annual Software Contract	10,600	
Copier Lease and Maintenance	4,000	
Board Room Audio Maintenance	2,700	
Town Website Annual Maintenance	5,000	
IT Services / Misc	1,500	
.260 ADVERTISING		**$ 8,000**
Legal and Public Notices	4,000	
Black Mountain Echo	1,500	
.320 ACTIVITY EXPENSE		**$ 8,000**
Citizen Academy	3,000	
Holiday Luncheon	2,500	
Retirements	1,500	
Misc	1,000	
.322 EMPLOYEE HEALTH PROGRAM		**$ 1,500**
.330 DEPARTMENTAL SUPPLIES		**$ 8,000**
Office supplies	3,500	
Copy overages	2,500	
.331 CONTINGENCY		**$ 25,000**
.340 BANK SERVICE CHARGE		**$ 12,500**
Banking fees	12,500	
.345 TAX COLLECTION FEES		**$ 82,000**
Buncombe County	82,000	

GENERAL FUND - ADMINISTRATION
10-00-4200

.450 CONTRACT SERVICES		**$ 32,300**
Drug screening and background checks	6,000	
Cobra annual fee	800	
Misc	4,200	
New Email Client	21,300	
.530 DUES AND SUBSCRIPTIONS		**$ 14,500**
NC League of Municipalities	9,000	
Misc	3,500	
NC School of Govt	1,000	
ICMA	1,000	
.550 UNEMPLOYMENT EXPENSE		**$ 5,000**
.730 CAPITAL OUTLAY		**$ 26,300**
New Email	21,300	
New HVAC in IT Room	5,000	
	TOTAL	**$ 893,200**

PUBLIC BUILDINGS UNIT

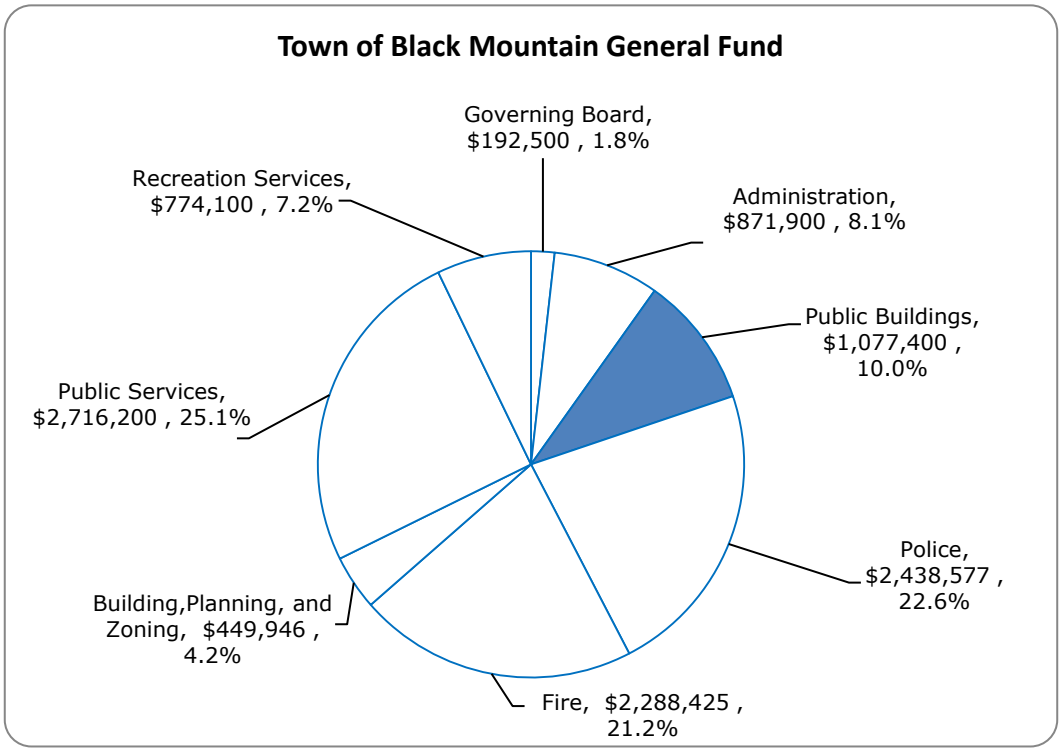

The Public Buildings budget unit is a non-departmental unit managed by the Administration Department, that serves to provide and maintain public facilities at Town Hall, Public Buildings, and the Downtown Restrooms, as well as to provide adequate insurance protection for the Town.

PUBLIC BUILDINGS UNIT

EXPENDITURES SUMMARY

	FY19-20 Actual	FY-20-21 Original Budget	FY-20-21 Amended Budget	FY-20-21 Estimated Expenditures	FY-21-22 Recommended Budget	% Change From FY20-21 Original
Operating Costs	$ 436,175	$ 414,300	$ 436,175	$ 407,000	$ 654,500	57.98%
Capital	174,636	39,000	174,636	170,000	212,000	443.59%
Debt Payment	231,376	231,376	231,376	231,376	210,900	-8.85%
Total	**$ 842,187**	**$ 684,676**	**$ 842,187**	**$ 808,376**	**$ 1,077,400**	**57.36%**

2021-2022 Budget
Public Buildings

ACCOUNT NUMBER	DESCRIPTION	ACTUAL FY19-20	ORIGINAL BUDGET FY20-21	AMENDED BUDGET FY20-21	ACTUAL 3-31-2021	PROJECTED TO 6-30-21	DEPT REQUEST FY21-22	MANAGER RECOMMENDED FY21-22
OPERATING EXPENSES:								
10-00-5000-040	PROF SERVICES	29,686	20,000	20,000	3,165	20,000	20,000	20,000
10-00-5000-130	UTILITIES - MISC	34,385	45,300	45,300	3,340	3,500	3,000	3,000
10-00-5000-131	UTILITIES - 160 MIDLAND AVE	-	-	-	6,041	5,000	11,000	11,000
10-00-5000-132	UTILITIES - FIRE STATION 2	-	-	-	2,327	3,700	4,300	4,300
10-00-5000-133	UTILITIES - 304 BLACK MOUNTAIN AV	-	-	-	10,020	17,000	18,000	18,000
10-00-5000-134	UTILITIES - PUBLIC SAFETY BUILDIN	-	-	-	12,558	21,000	22,000	22,000
10-00-5000-140	PROF DEVELOPMENT	-	2,500	2,500	1,000	2,500	7,500	7,500
10-00-5000-150	M & R - MISC BUILDINGS	49,432	1,800	1,800	3,426	3,600	500	500
10-00-5000-151	M & R ARTS CENTER	3,882	6,000	6,000	10,703	5,000	5,900	5,900
10-00-5000-153	M & R - 160 MIDLAND	-	-	-	10,249	-	17,400	16,400
10-00-5000-154	M & R - 304 BMA	-	-	-	28,519	-	22,700	23,800
10-00-5000-155	M & R - PUBLIC SAFETY	-	-	-	14,904	-	30,100	21,400
10-00-5000-156	M & R FIRE STATION 2						7,300	7,300
10-00-5000-160	M & R EQUIPMENT	14,497	17,000	17,000	9,900	16,500	16,800	16,800
10-00-5000-162	M & R TOWN SQUARE	-	-	-	146	-	-	-
10-00-5000-170	M & R AUTO	123	1,500	1,500	-	500	-	-
10-00-5000-330	DEPARTMENT SUPPLIES	13,043	8,100	8,100	5,414	10,000	10,000	10,000
10-00-5000-331	CONTINGENCY	2,646	25,000	25,000	7,132	25,000	-	-
10-00-5000-450	CONTRACT SERVICES	70,262	70,900	70,900	74,711	70,700	122,700	122,700
10-00-5000-540	INSURANCE	204,915	211,200	211,200	185,753	200,000	260,000	260,000
10-00-5000-560	TRANSFER TO GOLF FUND	21,875	-	21,875	-	-	76,900	76,900
10-00-5000-750	DOWNTOWN RESTROOMS	6,328	5,000	5,000	1,233	3,000	7,000	7,000
TOTALS:	***OPERATING EXPENSES***	***$ 451,074***	***$ 414,300***	***$ 436,175***	***$ 390,541***	***$ 407,000***	***$ 663,100***	***$ 654,500***
CAPITAL OUTLAY:								
10-00-5000-730	CAPITAL OUTLAY	80,367	39,000	174,636	106,252	170,000	212,000	212,000
TOTALS:	***CAPITAL OUTLAY***	***$ 80,367***	***$ 39,000***	***$ 174,636***	***$ 106,252***	***$ 170,000***	***$ 212,000***	***$ 212,000***
DEBT PAYMENT:								
10-00-5000-904	DEBT INTEREST DOWNTOWN LAND	34,814	30,946	30,946	30,946	30,946	23,300	23,300
10-00-5000-905	DEBT PRINCIPAL DOWNTOWN LAND	126,000	126,000	126,000	126,000	126,000	126,000	126,000
1000-5000-911	DEBT PRINCIPAL - BM AVE LAND/BUI	50,000	50,000	50,000	50,000	50,000	31,900	31,900
1000-5000-912	DEBT INTEREST - BM AVE LAND/BUIL	26,175	24,430	24,430	24,430	24,430	7,100	7,100
1000-5000-913	DEBT PRINCIPAL - HERRON ST						22,000	22,000
1000-5000-914	DEBT INTEREST - HERRON ST						600	600
TOTALS:	***DEBT PAYMENT***	***$ 236,989***	***$ 231,376***	***$ 231,376***	***$ 231,376***	***$ 231,376***	***$ 210,900***	***$ 210,900***
PUBLIC BUILDINGS DEPARTMENT TOTAL:		**$ 768,430**	**$ 684,676**	**$ 842,187**	**$ 728,169**	**$ 808,376**	**$ 1,086,000**	**$ 1,077,400**

.040 PROFESSIONAL SERVICES		**$**	**20,000**
Misc professional studies	20,000		
.130 UTILITIES		**$**	**3,000**
Electricity - Misc.	2,000		
Sewer Cherry St restrooms	1,000		
.131 UTILITIES 160 MIDLAND AVE		**$**	**11,000**
Electricity	10,000		
Sewer	1,000		
.132 UTILITIES FIRE STATION 2		**$**	**4,300**
Electricity	3,000		
Natural Gas	1,000		
.133 UTILITIES 304 BLACK MTN AVE		**$**	**18,000**
Electricity	14,000		
Natural Gas	3,500		
Sewer	800		
.134 UTILITIES PUBLIC SAFETY		**$**	**22,000**
Electricity	16,000		
Natural Gas	4,100		
Sewer	2,100		
.140 PROFESSIONAL DEVELOPMENT		**$**	**7,500**
Misc tuition reimb	7,500		
.150 M & R MAINT AND GROUNDS - MISC BUILDINGS		**$**	**500**
Pest control - Library	500		
.151 M & R ARTS CENTER		**$**	**5,900**
Misc HVAC	3,500		
Elevator	2,100		
Pest Control	300		
.153 M & R 160 MIDLAND AVENUE		**$**	**16,400**
Janitorial services	5,200		
Misc facility repairs and services	4,000		
Mat service	2,300		
Misc HVAC	3,000		
Floor Maintenance	1,600		
Pest Control	300		
.154 M & R 304 BLACK MOUNTAIN AVENUE		**$**	**23,800**
Mat service	4,000		
Misc facility repairs and services	5,000		
Janitorial services	4,600		
Misc HVAC	3,300		
Garage door maint	1,500		
Landscaping	1,500		
Floor Maintenance	1,200		
Restroom services	2,000		
Pest Control	700		

GENERAL FUND - PUBLIC BUILDINGS
10-00-5000

.155 M & R PUBLIC SAFETY BUILDING		**$ 21,400**
Misc facility repairs - Fire and Police	5,700	
Plymovent maintenance agreement	3,600	
Misc HVAC	3,000	
Electrical/lighting/heater maint in bays	2,600	
Overhead door maintenance	2,200	
Floor Maintenance	1,900	
Mat service	1,800	
Pest Control	600	
.156 M & R FIRE STATION 2		**$ 7,300**
Misc facility repairs and services	3,000	
Misc HVAC & Generator	3,000	
Pest Control	900	
Floor Maintenance	400	
.160 M-R EQUIPMENT		**$ 16,800**
Website	5,000	
IT related	4,000	
1/2 cost of annual Code Red	3,200	
TSA Choice	2,600	
Misc	2,000	
.330 DEPARTMENTAL SUPPLIES		**$ 10,000**
Office supplies	5,100	
Cleaning supplies	1,500	
Annual crossing sign maintenance	1,200	
Rental payments - Depot	1,600	
Misc	600	
.450 CONTRACT SERVICES		**$ 122,700**
IT services	57,600	
New Phone System	14,300	
Email services	20,250	
ERC - fiber	4,800	
Email and phone setup	25,750	
.540 INSURANCE		**$ 260,000**
General liab insurance	138,200	
Workers comp insurance	81,000	
Fire Dept Insurance	26,400	
Firefighters Relief Fund	5,800	
Misc deductibles and bonds	4,000	
Art Center insurance	4,600	
.560 TRANSFER TO GOLF FUND		**$ 76,900**
.750 DOWNTOWN RESTROOMS		**$ 7,000**
Chemicals and repairs	2,300	
Electricity	1,000	
Sewer	1,000	
Natural gas	700	
.730 CAPITAL		**$ 212,000**
Software Upgrade	110,000	
Solar Project at Carver	80,000	
IT - Computer replacement and misc	15,000	
Paint Center of the arts	7,000	
Replacement of Town Van	-	
.900 DEBT PAYMENT		**$ 210,900**
Town Square	149,300	
Black Mountain Avenue	39,000	
Herron Street	22,600	
TOTAL		**$ 1,077,400**

BUILDING, PLANNING, AND ZONING DEPARTMENT

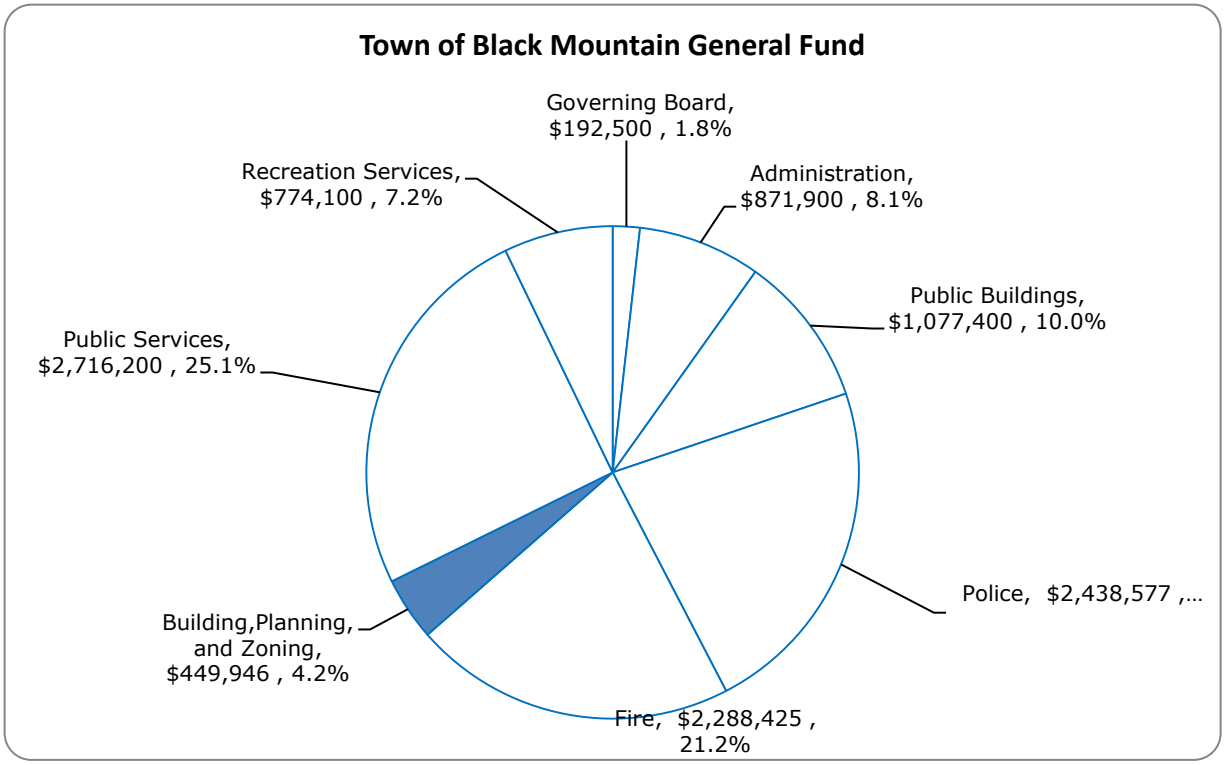

The Building, Planning, and Zoning Department works to protect the health, safety and welfare of the citizens of Black Mountain by developing and implementing local plans and regulations that guide building construction, subdivision and zoning district requirements within the Town.

This department also provides staff support for the Town's Historic Preservation Commission, Planning Board and Zoning Board of Adjustment. Conditional Use Permits, appeals, variances, rezoning requests and historic property designations are some of the requests we manage on behalf of these committees and boards. In conjunction with the Planning Board, the Department works on zoning amendments, new ordinances and other land use planning tools and documents.

BUILDING, PLANNING, AND ZONING DEPARTMENT

EXPENDITURES SUMMARY

	FY19-20 Actual	FY20-21 Original Budget	FY20-21 Amended Budget	FY20-21 Estimated Expenditures	FY21-22 Recommended Budget	% Change From FY20-21 Original
Personnel	$ 326,235	$ 336,235	$ 326,235	$ 315,353	$ 273,646	-18.61%
Operating Costs	106,375	106,375	106,375	68,500	119,300	12.15%
Capital	190,000	190,000	190,000	125,000	57,000	-70.00%
Total	**$ 622,610**	**$ 632,610**	**$ 622,610**	**$ 508,853**	**$ 449,946**	**-28.87%**

2021-2022 Budget
Planning Department Revenue
Charges, Fees, and Grants

ACCOUNT NUMBER	DESCRIPTION	ACTUAL FY19-20	ORIGINAL BUDGET FY20-21	AMENDED BUDGET FY20-21	ACTUAL 3-31-2021	PROJECTED TO 6-30-21	DEPT REQUEST FY21-22	MANAGER RECOMMENDED FY21-22
10-00-3055-100	BUSINESS REGISTRATION FEES	9,015	9,000	9,000	-	-	-	-
10-10-3425-400	FIRE INSPECTION FEES	1,650	25,000	25,000	5,948	15,000	15,000	15,000
10-10-3430-400	BUILDING PERMITS	237,099	245,000	245,000	273,895	280,000	300,000	300,000
10-10-3445-400	STORMWATER PERMITS	4,262	5,000	5,000	3,565	2,000	-	-
10-10-3455-400	VARIANCE AND REVIEW FEES	5,371	7,500	7,500	5,776	6,000	7,500	7,500
10-00-3355-300	DOWNTOWN STREETSCAPE GRANT	-	-	-	-	-	-	-
	Total	**257,397**	**291,500**	**291,500**	**289,184**	**303,000**	**322,500**	**322,500**

2021-2022 Budget
Building, Planning, and Zoning Department

ACCOUNT NUMBER	DESCRIPTION	ACTUAL FY19-20	ORIGINAL BUDGET FY20-21	AMENDED BUDGET FY20-21	ACTUAL 3-31-2021	PROJECTED TO 6-30-21	DEPT REQUEST FY21-22	MANAGER RECOMMENDED FY21-22
PERSONNEL SERVICES:								
10-10-5400-020	SALARIES & WAGES	217,833	221,202	221,202	153,998	213,445	156,146	156,146
10-10-5400-021	SALARIES- PART-TIME, TEMP	-	22,800	12,800	14,150	14,150	12,800	12,800
10-10-5400-050	FICA EXPENSE	15,544	18,746	18,746	11,343	17,873	24,000	24,000
10-10-5400-060	GROUP INSURANCE	26,448	28,416	28,416	17,749	27,077	28,100	28,100
10-10-5400-070	RETIREMENT LGERS	30,669	33,971	33,971	25,978	32,691	41,200	41,200
10-10-5400-080	RETIREMENT 401K	10,723	11,100	11,100	7,599	10,117	11,400	11,400
TOTALS:	***PERSONNEL SERVICES***	***$ 301,217***	***$ 336,235***	***$ 326,235***	***$ 230,817***	***$ 315,353***	***$ 273,646***	***$ 273,646***
OPERATING EXPENSES:								
10-10-5400-040	PROF SERVICES	33,394	57,375	57,375	3,679	15,000	59,600	59,600
10-10-5400-100	POSTAGE	54	2,000	2,000	-	-	-	-
10-10-5400-110	TELEPHONE	1,436	1,600	1,600	962	1,600	1,800	1,800
10-10-5400-140	PROF DEVELOPMENT	3,224	6,000	6,000	1,965	3,500	5,000	5,000
10-10-5400-160	M & R EQUIPMENT	1,773	2,400	2,400	1,800	2,000	2,100	2,100
10-10-5400-170	M & R TRUCKS	3,350	1,500	1,500	120	2,000	2,500	2,500
10-10-5400-310	DIESEL AND UNLEADED FUEL	1,148	1,700	1,700	657	1,200	1,500	1,500
10-10-5400-330	DEPARTMENT SUPPLIES	3,762	6,000	6,000	5,641	12,500	8,700	8,700
10-10-5400-331	BOARDS AND COMMISSIONS EXP	5,072	10,000	10,000	2,124	10,000	16,000	16,000
10-10-5400-340	BANKING FEES	3,900	3,000	3,000	129	3,400	3,700	3,700
10-10-5400-360	UNIFORMS	-	500	500	-	300	400	400
10-10-5400-450	CONTRACT SERVICES	6,706	11,300	11,300	12,650	14,500	14,500	14,500
10-10-5400-530	DUES & SUBSCRIPTIONS	2,122	3,000	3,000	271	2,500	3,500	3,500
TOTALS:	***OPERATING EXPENSES***	***$ 65,941***	***$ 106,375***	***$ 106,375***	***$ 29,998***	***$ 68,500***	***$ 119,300***	***$ 119,300***
CAPITAL OUTLAY:								
10-10-5400-543	TRANSF TO GEN CAP PROJ FUND	80,000	70,000	70,000	50,000	70,000	235,000	-
10-10-5400-730	CAPITAL OUTLAY	40,938	120,000	120,000	27,802	55,000	57,000	57,000
TOTALS:	***CAPITAL OUTLAY***	***$ 120,938***	***$ 190,000***	***$ 190,000***	***$ 77,802***	***$ 125,000***	***$ 292,000***	***$ 57,000***
DEBT PAYMENT:								
TOTALS:	***DEBT PAYMENT***	***$ -***	***$ -***	***$ -***	***$ -***	***$ -***	***$ -***	***$ -***
BUILDING, PLANNING AND ZONING TOTAL:		***$ 488,096***	***$ 632,610***	***$ 622,610***	***$ 338,617***	***$ 508,853***	***$ 684,946***	***$ 449,946***

GENERAL FUND - BUILDING, PLANNING, AND ZONING
10-10-5400

.020 SALARIES, WAGES & BENEFITS		**$ 260,846**
1-Director of Planning		
1-Planner I/Zoning Administrator		
1-Building Inspector/Flood Plain Administrator		
1-Senior Admin Asst/Deputy Clerk		
1-Stormwater Field Tech - Requested		
1-Administrative Asst/Permit Clerk - Vacant		
.021 SALARIES - PART-TIME, TEMP		**$ 12,800**
Part Time Code Enforcement-Requested	12,800	
	-	
.040 PROFESSIONAL SERVICES		**$ 59,600**
Engineering, consulting & survey services	12,000	
GIS - Land of Sky	4,000	
Misc	3,000	
Powell Bill map update	600	
UDO	40,000	
.110 TELEPHONE		**$ 1,800**
Landlines	700	
Cell phone stipends	500	
Cell phone and Ipad	600	
.140 PROFESSIONAL DEVELOPMENT		**$ 5,000**
Annual conferences and training	4,000	
Continuing education for inspection certifications	1,000	
.160 M & R EQUIPMENT		**$ 2,100**
Copier lease and maintenance	1,800	
Misc	300	
.170 M & R TRUCKS		**$ 2,500**
Brakes, oil, tires	800	
Misc	1,700	
.310 DIESEL AND UNLEADED FUEL		**$ 1,500**
Fuel for two department vehicles	1,500	
.330 DEPARTMENT SUPPLIES		**$ 8,700**
General office supplies	5,000	
Community outreach - general	2,500	
Manuals and publications	700	
Copy charges	500	
.331 BOARDS AND COMMISSIONS EXPENSE		**$ 16,000**
Board of Adjustment - legal	15,000	
Workshops	1,000	

GENERAL FUND - BUILDING, PLANNING, AND ZONING
10-10-5400

.340 BANK SERVICE CHARGE		**$ 3,700**
Banking fees	3,700	
.360 UNIFORMS		**$ 400**
Shirts, jackets, boots	400	
.450 CONTRACT SERVICES		**$ 14,500**
Permitting software	10,000	
Green builders	2,500	
ESRI upgrade and maintenance	1,500	
Buncombe County Inspections	500	
.530 DUES & SUBSCRIPTIONS		**$ 3,500**
Membership dues and recertifications	2,000	
Annual stormwater permit	900	
Code book updates	600	
.543 TRANSFER TO CAPITAL PROJECTS FUNDS		**$ -**
.730 CAPITAL OUTLAY		**$ 57,000**
Pedistrian and Bike Plan Implementation	37,000	
I-40 Pedestrian Connection	20,000	
Clean Water Trust Fund	-	
Vehicle replacement	-	
TOTAL		**$ 449,946**

POLICE DEPARTMENT

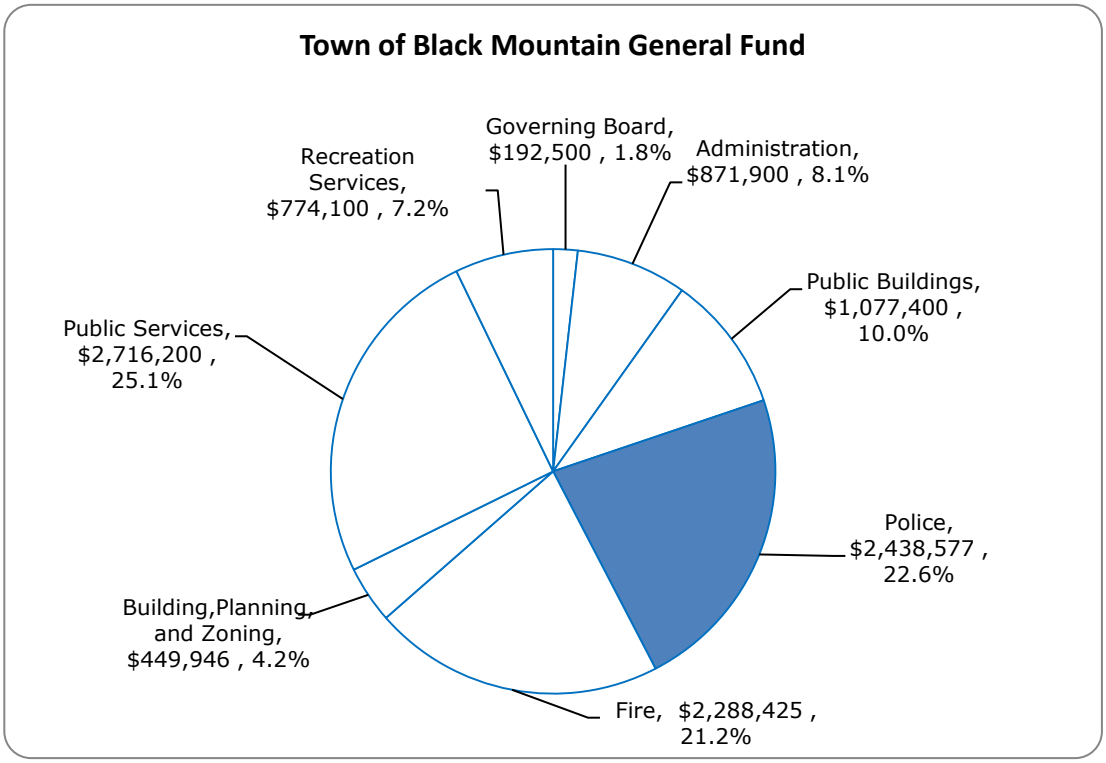

The Black Mountain Police Department, in partnership with our Community, provides impartial, ethical, and professional law enforcement service and protection. Through open communication, we strive to build upon the trust and confidence of our citizens and to all those who may visit, work in, or travel through our Communities. We are committed to protect life, property and improve the quality of life without prejudice or bias, with respect for the rights of all people, to assure a safe and secure environment for all.

POLICE DEPARTMENT

EXPENDITURES SUMMARY

	FY19-20 Actual	FY20-21 Original Budget	FY20-21 Amended Budget	FY20-21 Estimated Expenditures	FY21-22 Recommended Budget	% Change From FY20-21 Original
Personnel	$ 1,698,994	$ 1,698,994	$ 1,698,994	$ 1,735,788	$ 1,748,700	2.93%
Operating Costs	294,750	276,750	294,750	234,859	418,550	51.24%
Capital	86,000	51,000	86,000	83,500	120,000	135.29%
Debt Payment	-	151,415	151,415	151,853	151,327	-0.06%
Total	**$ 2,079,744**	**$ 2,178,159**	**$ 2,231,159**	**$ 2,206,000**	**$ 2,438,577**	**11.96%**

2021-2022 Budget
Police Department Revenue
Charges, Fees, and Grants

ACCOUNT NUMBER	DESCRIPTION	ACTUAL FY19-20	ORIGINAL BUDGET FY20-21	AMENDED BUDGET FY20-21	ACTUAL 3-31-2021	PROJECTED TO 6-30-21	DEPT REQUEST FY21-22	MANAGER RECOMMENDED FY21-22
10-10-3405-400	COURT COSTS	710	800	800	216	800	800	800
10-10-3835-800	MONTREAT DISPATCHERS	19,000	19,950	19,950	9,975	19,950	-	-
10-10-3396-300	HIGHWAY SAFETY GRANT	8,999	-	19,000	-	-	-	-
10-10-3330-300	BODY CAMERA GRANT	-	-	-	-	-	-	-
10-10-3320-300	UNAUTHORIZED SUBSTANCE TAX	8,852	5,000	5,000	6,023	12,000	8,000	8,000
10-10-3395-300	GCC GRANT	-	-	25,000	-	23,179	-	-
	Total	**$ 38,276**	**$ 25,750**	**$ 69,750**	**$ 16,214**	**$ 56,429**	**$ 8,800**	**$ 8,800**

2021-2022 Budget
Police Department

ACCOUNT NUMBER	DESCRIPTION	ACTUAL FY19-20	ORIGINAL BUDGET FY20-21	AMENDED BUDGET FY20-21	ACTUAL 3-31-2021	PROJECTED TO 6-30-21	DEPT REQUEST FY21-22	MANAGER RECOMMENDED FY21-22
PERSONNEL SERVICES:								
10-10-5100-020	SALARIES & WAGES	1,085,369	1,142,523	1,142,523	730,009	1,174,592	1,166,000	1,166,000
10-10-5100-021	SALARIES- PART-TIME,TEMP	50,205	53,400	53,400	27,109	49,888	12,300	12,300
10-10-5100-022	SALARIES-PENSION	58,644	-	-	38,630		50,000	50,000
10-10-5100-050	FICA EXPENSE	88,402	92,517	92,517	59,207	94,864	89,200	89,200
10-10-5100-060	GROUP INSURANCE	141,450	170,148	170,148	94,311	168,377	154,300	154,300
10-10-5100-070	RETIREMENT LGERS	159,071	183,069	183,069	127,249	188,331	218,900	218,900
10-10-5100-080	RETIREMENT 401K	53,115	57,337	57,337	35,777	59,736	58,000	58,000
TOTALS:	**PERSONNEL SERVICES**	***$ 1,636,256***	***$ 1,698,994***	***$ 1,698,994***	***$ 1,112,292***	***$ 1,735,788***	***$ 1,748,700***	***$ 1,748,700***
OPERATING EXPENSES:								
10-10-5100-110	TELEPHONE	7,298	7,000	7,000	11,568	17,740	16,000	16,000
10-10-5100-100	POSTAGE	-	-	-	-	-	500	500
10-10-5100-140	PROF DEVELOPMENT	2,865	8,000	8,000	547	3,500	6,500	6,500
10-10-5100-150	M & R BLDGS & GROUNDS	12,335	12,000	12,000	-	-	-	-
10-10-5100-160	M & R EQUIPMENT	5,639	9,100	9,100	8,929	7,500	9,000	9,000
10-10-5100-170	M & R AUTO	31,512	26,000	26,000	21,749	28,000	44,000	44,000
10-10-5100-180	FORFEITURE FUNDS	-	-	-	-	-	-	-
10-10-5100-190	ABC DISTRIBUTION	10,000	5,000	15,000	-	-	-	-
10-10-5100-200	CONTROLLED SUBSTANCE	1,280	1,000	1,000	-	1,000	-	-
10-10-5100-210	MOBILE DATA TERMINALS	17,967	18,400	18,400	-	-	-	-
10-10-5100-310	DIESEL AND UNLEADED FUEL	40,257	45,000	45,000	19,526	35,000	45,000	45,000
10-10-5100-320	MED CERTIFICATION	1,495	2,400	2,400	3,220	3,220	2,800	2,800
10-10-5100-330	DEPARTMENT SUPPLIES	6,127	7,000	7,000	3,958	8,000	9,500	9,500
10-10-5100-342	PUBLIC RELATIONS MATERIALS	-	3,000	3,000	-	2,500	3,000	3,000
10-10-5100-350	LEO SUPPLIES	34,180	38,300	38,300	35,748	38,096	17,500	17,500
10-10-5100-351	SPECIAL RESPONSE TEAM	15,721	9,900	17,900	38	10,000	11,000	11,000
10-10-5100-360	UNIFORMS	14,864	17,750	17,750	12,506	13,003	20,500	20,500
10-10-5100-450	CONTRACT SERVICES	54,927	57,100	57,100	60,549	61,000	59,800	222,750
10-10-5100-530	DUES AND SUBSCRIPTIONS	1,273	1,300	1,300	230	1,300	2,000	2,000
10-10-5100-740	AUXILIARY	9,003	8,500	8,500	-	5,000	8,500	8,500
TOTALS:	**OPERATING EXPENSES**	***$ 266,743***	***$ 276,750***	***$ 294,750***	***$ 178,568***	***$ 234,859***	***$ 255,600***	***$ 418,550***
CAPITAL OUTLAY:								
10-10-5100-730	CAPITAL OUTLAY	625,281	51,000	86,000	103,691	83,500	171,000	120,000
TOTALS:	**CAPITAL OUTLAY**	***$ 625,281***	***$ 51,000***	***$ 86,000***	***$ 103,691***	***$ 83,500***	***$ 171,000***	***$ 120,000***
DEBT PAYMENT:								
10-10-5100-906	DEBT INT FY19 COMMUNICATIONS	-	-	-	438	438	350	350
10-10-5100-907	DEBT PRIN FY19 COMMUNICATIONS	-	151,415	151,415	150,977	151,415	150,977	150,977
TOTALS:	**DEBT PAYMENT**	***$ -***	***$ 151,415***	***$ 151,415***	***$ 151,415***	***$ 151,853***	***$ 151,327***	***$ 151,327***
POLICE DEPARTMENT TOTAL:		**$ 2,528,280**	**$ 2,178,159**	**$ 2,231,159**	**$ 1,545,966**	**$ 2,206,000**	**$ 2,326,627**	**$ 2,438,577**

GENERAL FUND - POLICE
10-10-5100

.020 SALARIES, WAGES & BENEFITS		**$ 1,736,400**
1-Police Chief,		
1-Major		
2-Police Lieutenant , 4-Police Sergeants		
1-Detective Sergeant, 10-Police Officers		
1- Narcotics Investigator/Detective		
1-Adminstration Assistant/TAC Coordinator		
1-Downtown Community Officer Requested		
.021 SALARIES -PART-TIME,TEMP		**$ 12,300**
Part-time Admin (120 hours)		
Part-time Patrol Officers (550 hours)		
.110 TELEPHONE		**$ 16,000**
Air Card & Cell Phone Service	14,000	
Landlines	1,300	
Charter - Cable and internet	700	
.110 POSTAGE		**$ 500**
.140 PROFESSIONAL DEVELOPMENT		**$ 6,500**
Schools/investigation travel & training	5,000	
Training tapes/law pubs, (CD/DVD)	1,500	
.160 M & R EQUIPMENT		**$ 9,000**
Radio/light systems repair	3,500	
Misc IT	2,000	
Copier lease and maintenance	2,000	
Lidar maint (handheld calibration/maint)	1,500	
.170 M & R AUTO		**$ 44,000**
Maintenance costs for vehicles	35,000	
Replace Motor in Vehicle	9,000	
.190 ABC DISTRIBUTION		**$ -**
.200 CONTROLLED SUBSTANCE		**$ -**
.310 DIESEL AND UNLEADED FUEL		**$ 45,000**
Gas and diesel for vehicles	45,000	
.320 MEDICAL CERTIFICATION		**$ 2,800**
Drug/psych screenings/physicals (New Hire)	2,800	
.330 DEPARTMENT SUPPLIES		**$ 9,500**
General office supplies	5,000	
Cleaning supplies	3,500	
Misc	1,000	
.342 PUBLIC RELATIONS MATERIALS		**$ 3,000**

GENERAL FUND - POLICE
10-10-5100

.350 LEO SUPPLIES		**$ 17,500**
Ammunition	5,500	
Duty Gear (firearms, holsters, pepper spray, compute	5,500	
Investigative and Evidence Materials	3,000	
Ppe Equipment and OSHA Kits	2,000	
K-9 Supplies	1,500	
351 SPECIAL RESPONSE TEAM		**$ 11,000**
Tactical Body Armor Replacement	3,900	
Uniforms	2,600	
Ballistic Shield	1,500	
Training Ammunition	1,500	
Def Tech Munitions	1,000	
Tactical Operations Supplies	500	
.360 UNIFORMS		**$ 20,500**
Uniforms/equip for 18 officers-(3 per officer)	11,400	
Ballistic vest (replacements) (4 per year)	4,500	
New hire uniforms/bullet proof vests	3,100	
Admin (1)/CID Uniforms (2)	1,500	
.450 CONTRACT SERVICES		**$ 222,750**
Dispatch Service Contract	162,000	
Animal Control Service Contract	32,000	
Policy and Procedures Software	7,600	
(18) Mobile DMV/NCIC Access	6,600	
Police Reporting Software (RMS)	5,000	
Multi-AgencyCriminal Database (P2P)	3,500	
SBI Terminal Identification	3,800	
Inventory Management Software	1,000	
Call Log Maintenance	1,000	
Finger printing	250	
.530 DUES AND SUBSCRIPTIONS		**$ 2,000**
IACP Net	550	
International Association of Police Chiefs	400	
NC Chief of Police Association	400	
NTOA	450	
NC Crimes Book	200	
.740 AUXILIARY		**$ 8,500**
Cadet Corp	4,500	
Reserve officer uniforms	2,000	
Reserve equipment and repair	1,000	
Awards/annual family event	1,000	
.730 CAPITAL OUTLAY		**$ 120,000**
2 Patrol Vehicle Replacement	102,000	
Evidence Room Reinovations	18,000	
.900 DEBT PAYMENT		**$ 151,327**
FY19 Commuications	151,327	
TOTAL		**$ 2,438,577**

FIRE DEPARTMENT

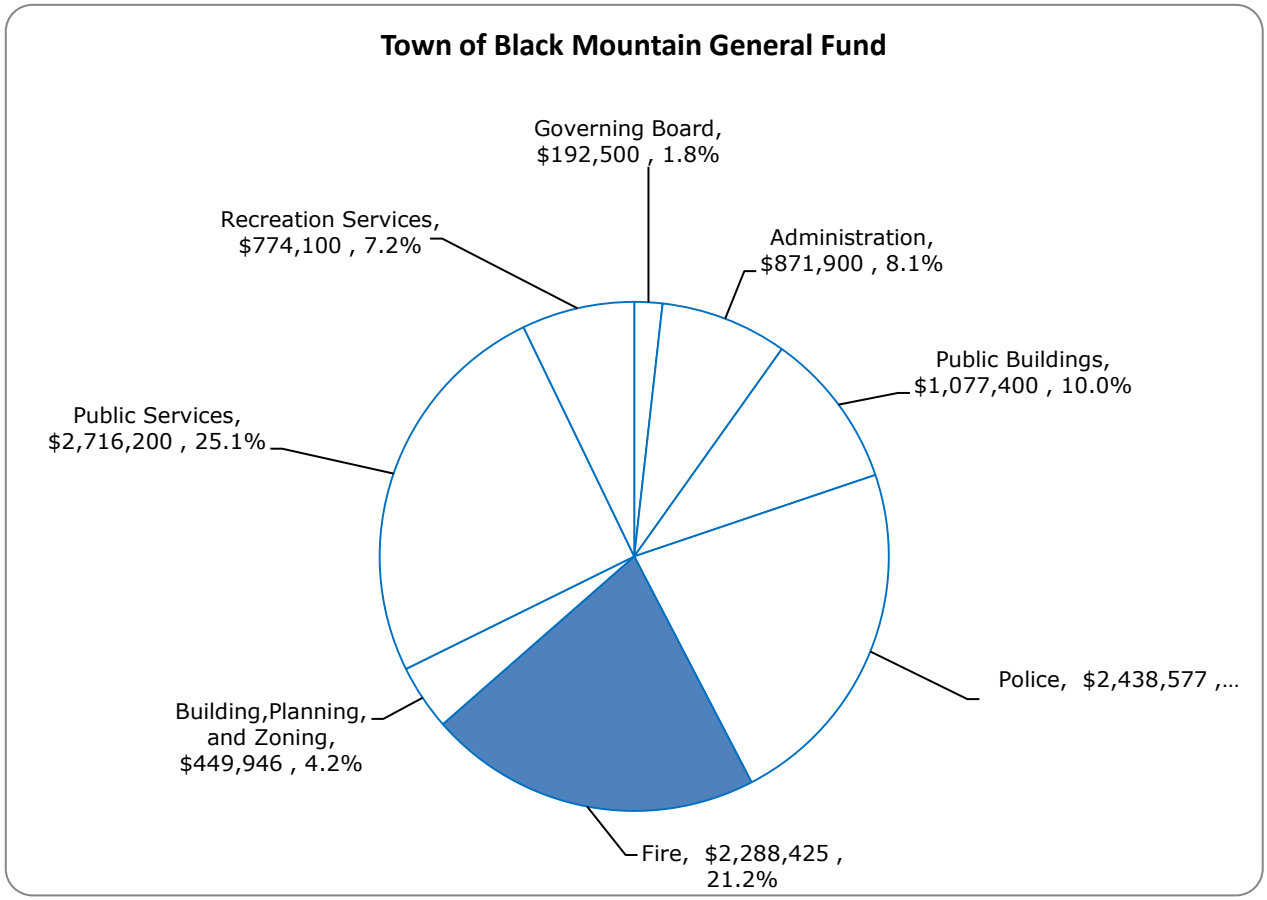

Established in 1919, the Black Mountain Fire Department is a combination paid and volunteer organization. The department has achieved a Class 3 rating for the Town's fire protection. They provide fire suppression and prevention, rescue, confined space and search services to the community. They protect some 27 square miles which include two fire districts – the Town of Black Mountain and the East Buncombe Fire District – as well as the Town of Montreat. Several large manufacturing facilities, conference centers and state facilities are within our protection areas.

FIRE DEPARTMENT

EXPENDITURES SUMMARY

	FY19-20 Actual	FY20-21 Original Budget	FY20-21 Amended Budget	FY20-21 Estimated Expenditures	FY21-22 Recommended Budget	% Change From FY20-21 Original
Personnel	$ 1,558,603	$ 1,558,603	$ 1,558,603	$ 1,465,610	$ 1,860,425	19.36%
Operating Costs	188,700	188,700	188,700	174,693	223,000	18.18%
Capital	155,000	155,000	155,000	95,000	205,000	32.26%
Total	**$ 1,902,303**	**$ 1,902,303**	**$ 1,902,303**	**$ 1,735,303**	**$ 2,288,425**	**20.30%**

2021-2022 Budget
Fire Department

ACCOUNT NUMBER	DESCRIPTION	ACTUAL FY19-20	ORIGINAL BUDGET FY20-21	AMENDED BUDGET FY20-21	ACTUAL 3-31-2021	PROJECTED TO 6-30-21	DEPT REQUEST FY21-22	MANAGER RECOMMENDED FY21-22
PERSONNEL SERVICES:								
10-10-5300-020	SALARIES & WAGES	941,530	988,130	988,130	643,473	932,427	1,258,100	1,258,100
10-10-5300-021	SALARIES-PART-TIME,TEMP	109,141	135,100	135,100	69,986	130,000	138,700	119,525
10-10-5300-050	FICA EXPENSE	75,372	86,819	86,819	51,819	78,184	91,800	91,800
10-10-5300-060	GROUP INSURANCE	133,381	149,216	149,216	87,959	138,000	147,300	147,300
10-10-5300-070	RETIREMENT LGERS	130,291	150,405	150,405	108,270	141,399	191,100	191,100
10-10-5300-080	RETIREMENT 401K	44,680	48,933	48,933	30,333	45,600	52,600	52,600
TOTALS:	***PERSONNEL SERVICES***	***$ 1,434,395***	***$ 1,558,603***	***$ 1,558,603***	***$ 991,840***	***$ 1,465,610***	***$ 1,879,600***	***$ 1,860,425***
OPERATING EXPENSES:								
10-10-5300-110	TELEPHONE	11,723	11,900	11,900	7,660	10,000	13,800	13,800
10-10-5300-140	PROF DEVELOPMENT	12,543	16,500	16,500	4,194	15,000	23,000	23,000
10-10-5300-150	M & R BLDGS & GROUNDS	8,061	8,400	8,400	-	-	-	-
10-10-5300-160	M & R EQUIPMENT	22,575	21,600	21,600	24,322	18,500	78,800	37,800
10-10-5300-170	M & R TRUCKS	21,256	19,800	19,800	17,382	24,000	29,000	29,000
10-10-5300-310	DIESEL AND UNLEADED FUEL	16,213	14,500	14,500	7,588	18,000	20,000	20,000
10-10-5300-320	MED CERTIFICATION	49	8,500	8,500	-	7,500	10,500	10,500
10-10-5300-330	DEPARTMENT SUPPLIES	20,008	20,000	20,000	9,560	18,000	23,400	23,400
10-10-5300-331	MED SUPPLIES	5,563	6,800	6,800	12,156	6,000	7,000	7,000
10-10-5300-360	UNIFORMS	46,458	47,000	47,000	30,214	44,500	36,500	36,500
10-10-5300-530	DUES & SUBSCRIPTIONS	9,648	11,200	11,200	13,017	11,000	19,000	19,000
10-10-5300-540	VOLUNTEER PENSION	2,193	2,500	2,500	-	2,193	3,000	3,000
TOTALS:	***OPERATING EXPENSES***	***$ 176,290***	***$ 188,700***	***$ 188,700***	***$ 126,093***	***$ 174,693***	***$ 264,000***	***$ 223,000***
CAPITAL OUTLAY:								
10-10-5300-580	TRANSFER TO CAPITAL RES FUND	220,000	80,000	80,000	80,000	80,000	80,000	70,000
10-10-5300-730	CAPITAL OUTLAY	15,008	75,000	75,000	-	15,000	135,000	135,000
TOTALS:	***CAPITAL OUTLAY***	***$ 235,008***	***$ 155,000***	***$ 155,000***	***$ 80,000***	***$ 95,000***	***$ 215,000***	***$ 205,000***
DEBT PAYMENT:								
TOTALS:	***DEBT PAYMENT***	***$ -***	***$ -***	***$ -***	***$ -***	***$ -***	***$ -***	***$ -***
FIRE DEPARTMENT TOTAL:		**$ 1,845,693**	**$ 1,902,303**	**$ 1,902,303**	**$ 1,197,933**	**$ 1,735,303**	**$ 2,358,600**	**$ 2,288,425**

GENERAL FUND - FIRE
10-10-5300

.020 SALARIES, WAGES & BENEFITS		**$ 1,740,900**
1-Fire Chief		
1-Deputy Fire Chief (Vacant)		
3-Battalion Chiefs		
1-Fire Inspector		
6-Fire Lieutenants		
12 - Firefighters		
.021 SALARIES-PART-TIME, TEMP		**$ 119,525**
Volunteer shifts - fire suppression		
(24 hours a day, 365 days a year)		
1 - part time fire inspector (988 hours)		
.110 TELEPHONE		**$ 13,800**
Cell Phone Stipends	5,800	
Charter - Cable and Internet	4,500	
Landlines	1,900	
Cell Phone and Ipad	1,600	
.140 PROFESSIONAL DEVELOPMENT		**$ 23,000**
Travel, Lodging, Meal Expenses	8,000	
Municipal Admin	5,000	
Conference Registration Fees	2,500	
Fire/Rescue International Conference	2,000	
Training Manuals	2,000	
Inspection Upgrade for Fire Inspectors	1,500	
House Burns	1,000	
Medical Certification Testing	1,000	
.160 M & R EQUIPMENT		**$ 37,800**
Radio Replacement (2)	8,500	
Fire Hose Replacements	6,000	
Flow Testing Air Packs	6,500	
Misc Repairs	3,000	
Air Bottle Testing	3,000	
Ladder Maintenance and Testing	2,000	
Copier Lease and Maintenance	1,800	
Radio Batteries	2,000	
Annual Servicing of Hydraulic Rescue Tools	2,000	
Gas Detector	1,000	
Normal SCBA Maintenance	1,000	
Maintenance - Gas Powered Portable Equipment	1,000	
.170 M & R TRUCKS		**$ 29,000**
Engine, Electrical, Pump Repairs	13,000	
Service Agreement	6,000	
Preventive Maintenance -Engines	2,000	
Service Testing of Pumps	2,000	
Chassis repairs, brakes, bearings, etc.	2,000	
Battery replacements	1,000	
Misc repairs and gauge replacement	1,000	
Oil for trucks / equipment	1,000	
Federal inspection of vehicles	1,000	

GENERAL FUND - FIRE
10-10-5300

.310 DIESEL AND UNLEADED FUEL		**$ 20,000**
Gas and diesel for vehicles	20,000	
.320 MEDICAL CERTIFICATION		**$ 10,500**
Required physicals - duty and volunteers	10,000	
HBV vaccinations - new recruits	500	
.330 DEPARTMENT SUPPLIES		**$ 23,400**
Fire Prevention material	3,000	
Training room upgrades/maintenance	3,000	
Paper goods, trash liners, etc.	2,500	
Annual firefighters banquet	2,500	
Office supplies	2,000	
Coffee machine and supplies	2,000	
Cleaning supplies	2,000	
Hydrant paint and maintenance	1,500	
Logistic supplies	1,200	
Two Ipads	1,200	
Computer software	1,000	
Misc	1,000	
Annual Fire and Police picnic	500	
.331 MEDICAL SUPPLIES		**$ 7,000**
Emergency rescue medical supplies	4,500	
Oxygen	2,500	
.360 UNIFORMS		**$ 36,500**
Turnout gear - 6 Sets	20,000	
Uniforms - full-time/ part-time firefighters	15,000	
Wildland fire gear	1,500	
.530 DUES & SUBSCRIPTIONS		**$ 19,000**
Software Support - Emergency Reporting	9,000	
Professional Organization Dues	3,500	
First Due Size Up	3,000	
Fire Code Subscription	1,800	
Buncombe County Annual Software for Ipads	1,500	
Publication subscriptions	200	
.540 FIREMENS PENSION		**$ 3,000**
.580 TRANSFER TO CAPITAL RESERVE FUND		**$ 70,000**
Engine 41 - Capital Reserve	70,000	
.730 CAPITAL OUTLAY		**$ 135,000**
Deputy Chief Vechicle	65,000	
Emergency Stop Light Station1	30,000	
Boat Replacement	15,000	
High Pressure Resuce Airbags	15,000	
Rescue Rope & Hardware	8,000	
Back Pack Blower	2,000	
TOTAL		**$ 2,288,425**

PUBLIC SERVICES

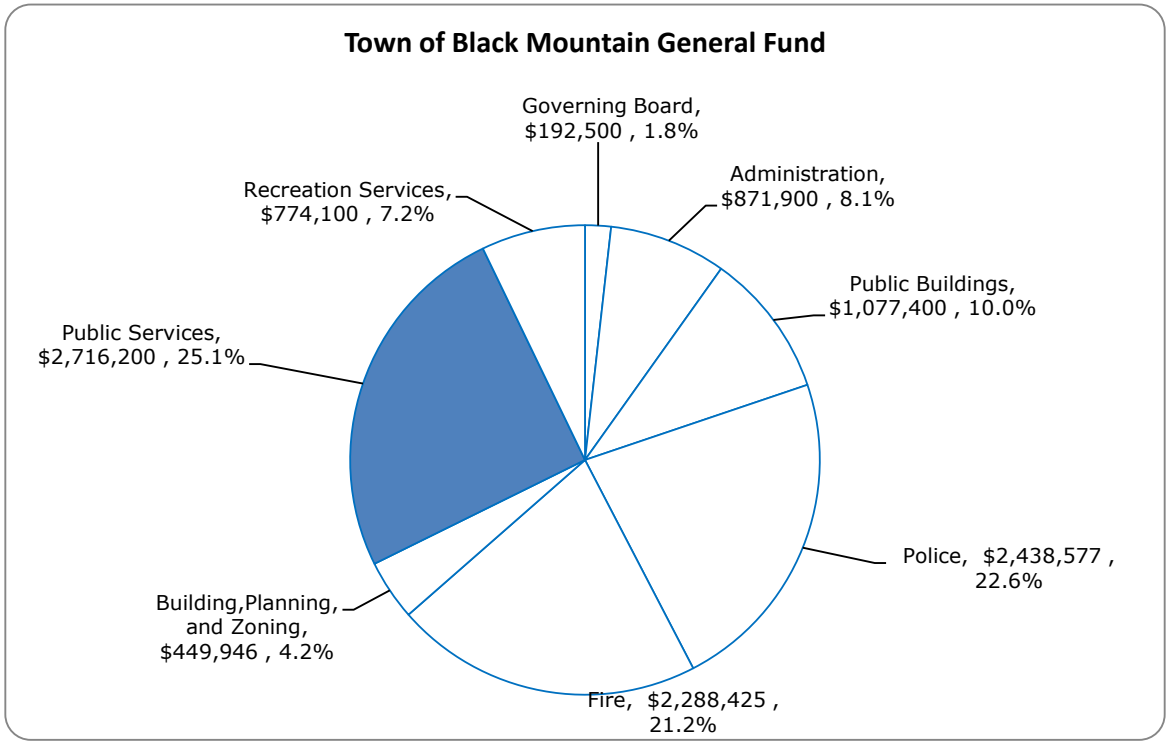

The Public Services Department is responsible for water production (via wells and water purchased from the City of Asheville), and water distribution, to include storage tanks, pumps and in-ground lines, dam compliance, valves and meters. Staff also maintains forty four miles of Town streets, which includes potholes and overlays, storm drain systems, signs and markings, and mowing and tree maintenance. Park maintenance responsibilities were added in February 2011. Additional responsibilities include: sanitation contract administration, ice and snow removal, emergency operations, and other special projects and assignments. In 2010, staff and administrative functions were combined and the department is working diligently to cross-train all employees. Public Services staff is also focusing on increased customer service through training, committment, and a genuine desire to serve the citizens of Black Mountain.

PUBLIC SERVICES SUMMARY

EXPENDITURES SUMMARY

	FY19-20 Actual	FY20-21 Original Budget	FY20-21 Amended Budget	FY20-21 Estimated Expenditures	FY21-22 Recommended Budget	% Change From FY20-21 Original
Personnel	$ 605,028	$ 605,028	$ 605,028	$ 775,369	$ 1,033,800	70.87%
Operating Costs	1,262,400	1,257,400	1,262,400	848,043	830,400	-33.96%
Capital	194,800	140,000	194,800	95,000	719,500	413.93%
Debt					132,500	N/A
Total	**$ 2,062,228**	**$ 2,002,428**	**$ 2,062,228**	**$ 1,718,412**	**$ 2,716,200**	**35.65%**

PUBLIC SERVICES - ADMINISTRATION DIVISION

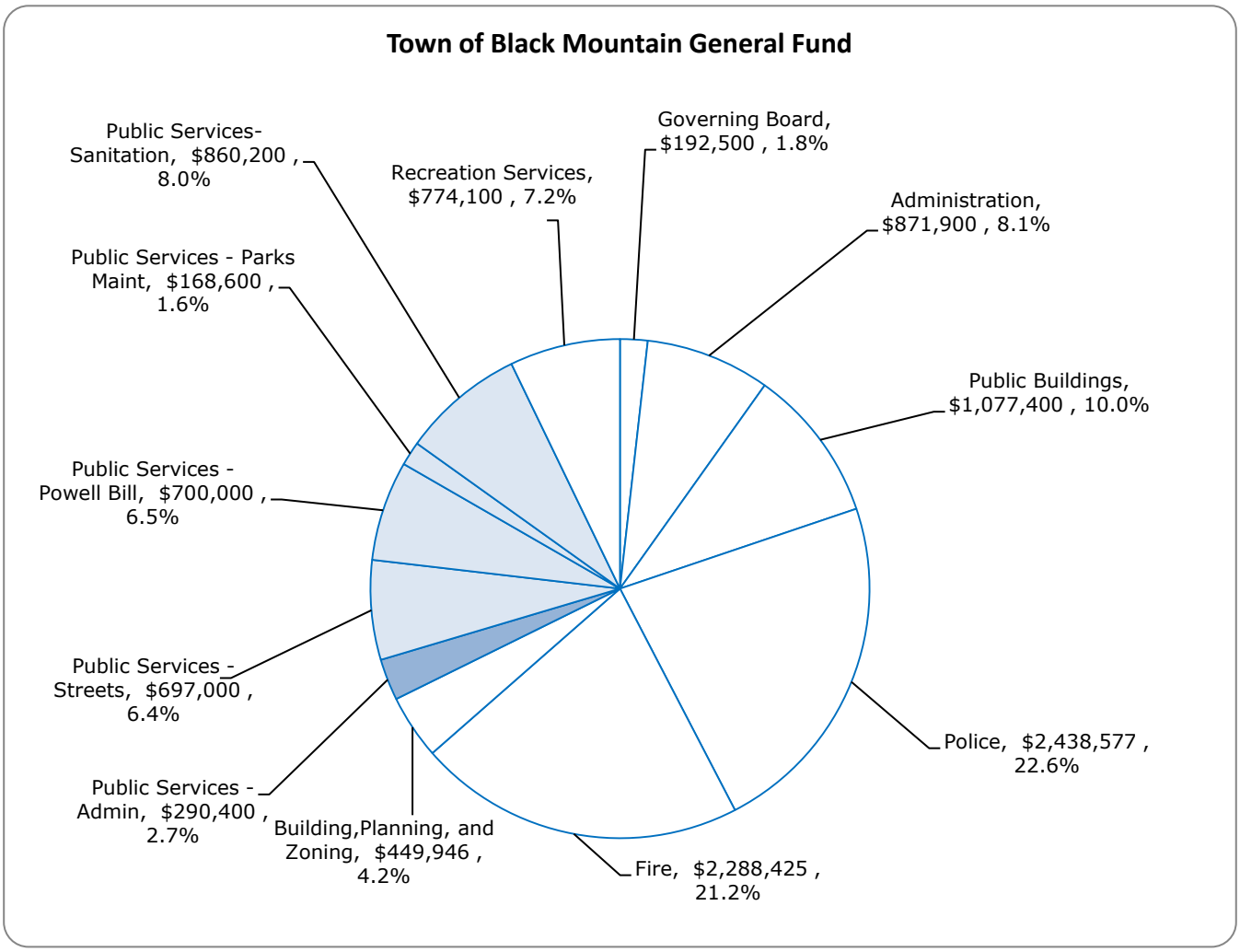

The Public Services Department – formerly called the Public Works Department – is in the midst of a reorganization. The department's primary divisions protect and provide for the Town-mainained roads, and the water system. The department has historically been represented by distinctive budget units for accounting purposes, but future budget will likely see changes in the presentation to reflect the operational changes. The administrative division oversees and provides support to the other divisions, reflected in this budget as the Streets Division, the Powell Bill Division, and the Sanitation Division in the General Fund, and the Water Operations Division in the Water Fund.

PUBLIC SERVICES - ADMINISTRATION DIVISION

EXPENDITURES SUMMARY

	FY19-20 Actual	FY20-21 Original Budget	FY20-21 Amended Budget	FY20-21 Estimated Expenditures	FY21-22 Recommended Budget	% Change From FY20-21 Amended
Personnel	$ 229,500	$ 229,500	$ 229,500	$ 229,227	$ 263,800	14.95%
Operating Costs	32,100	32,100	32,100	23,300	26,600	-17.13%
Capital	-	-	-	-	-	N/A
Debt Payment	-	-	-	-	-	N/A
Total	**$ 261,600**	**$ 261,600**	**$ 261,600**	**$ 252,527**	**$ 290,400**	**11.01%**

2021-2022 Budget
Public Services - Administration

ACCOUNT NUMBER	DESCRIPTION	ACTUAL FY19-20	ORIGINAL BUDGET FY20-21	AMENDED BUDGET FY20-21	ACTUAL 3-31-2021	PROJECTED TO 6-30-21	DEPT REQUEST FY21-22	MANAGER RECOMMENDED FY21-22
PERSONNEL SERVICES:								
10-20-5550-020	SALARIES & WAGES	162,340	162,400	162,400	114,481	162,194	185,400	185,400
10-20-5550-050	FICA EXPENSE	11,738	12,500	12,500	8,204	11,683	14,200	14,200
10-20-5550-060	GROUP INSURANCE	19,839	21,400	21,400	13,184	22,035	21,100	21,100
10-20-5550-070	RETIREMENT LGERS	22,856	25,000	25,000	19,303	25,187	33,800	33,800
10-20-5550-080	RETIREMENT 401K	7,979	8,200	8,200	5,373	8,128	9,300	9,300
TOTALS:	**PERSONNEL SERVICES**	***$ 224,752***	***$ 229,500***	***$ 229,500***	***$ 160,545***	***$ 229,227***	***$ 263,800***	***$ 263,800***
OPERATING EXPENSES:								
10-20-5550-110	TELEPHONE	5,393	5,300	5,300	4,190	8,000	6,000	6,000
10-20-5550-130	UTILITIES	3,099	9,000	9,000	-	-	-	-
10-20-5550-140	PROF DEVELOPMENT	1,395	1,300	1,300	-	500	1,500	1,500
10-20-5550-160	M & R EQUIPMENT	1,448	1,000	1,000	1,800	2,800	2,800	2,800
10-20-5550-170	M & R TRUCKS	10	2,500	2,500	158	1,000	2,500	2,500
10-20-5550-310	DIESEL AND UNLEADED FUEL	1,877	2,300	2,300	1,187	2,000	2,300	2,300
10-20-5550-330	DEPARTMENT SUPPLIES	7,697	9,700	9,700	7,254	9,000	11,000	11,000
10-20-5550-380	URBAN FORESTRY COMMITTEE	648	1,000	1,000	-	-	500	500
TOTALS:	**OPERATING EXPENSES**	***$ 21,567***	***$ 32,100***	***$ 32,100***	***$ 14,589***	***$ 23,300***	***$ 26,600***	***$ 26,600***
CAPITAL OUTLAY:								
TOTALS:	**CAPITAL OUTLAY**	***$ -***	***$ -***	***$ -***	***$ -***	***$ -***	***$ -***	***$ -***
DEBT PAYMENT:								
TOTALS:	**DEBT PAYMENT**	***$ -***	***$ -***	***$ -***	***$ -***	***$ -***	***$ -***	***$ -***
PUBLIC SERVICES - ADMIN DEPARTMENT TOTAL:		**$ 246,319**	**$ 261,600**	**$ 261,600**	**$ 175,134**	**$ 252,527**	**$ 290,400**	**$ 290,400**

GENERAL FUND - PUBLIC SERVICES - ADMINISTRATION
10-20-5550

.020 SALARIES, WAGES & BENEFITS		**$ 263,800**
1-Director of Public Services		
1-Operations Manager		
1-Senior Administration Assistant		
.110 TELEPHONE		**$ 6,000**
Landlines	3,000	
Charter - Cable and internet	1,300	
Cell phone and Ipad	1,200	
Cell phone stipends	500	
.140 PROFESSIONAL DEVELOPMENT		**$ 1,500**
Training for Director and Senior Admin. Asst.	1,500	
.160 M & R EQUIPMENT		**$ 2,800**
Copier lease and maintenance	1,800	
Shop equipment, compressors, etc.	500	
Computer maintenance	500	
.170 M & R TRUCKS		**$ 2,500**
Maintenance and repairs of (2) trucks	2,500	
.310 DIESEL AND UNLEADED FUEL		**$ 2,300**
Gas and diesel for vehicles	2,300	
.330 DEPARTMENT SUPPLIES		**$ 11,000**
Tools, welding and shop supplies	4,000	
Office supplies and equipment	2,950	
Cleaning supplies	1,500	
Uniforms & misc	1,000	
Toiletries, hand cleaner, etc.	700	
Oxygen	450	
Safety and first aid supplies	400	
.380 URBAN FORESTRY		**$ 500**
TOTAL		**$ 290,400**

PUBLIC SERVICES - STREETS DIVISION

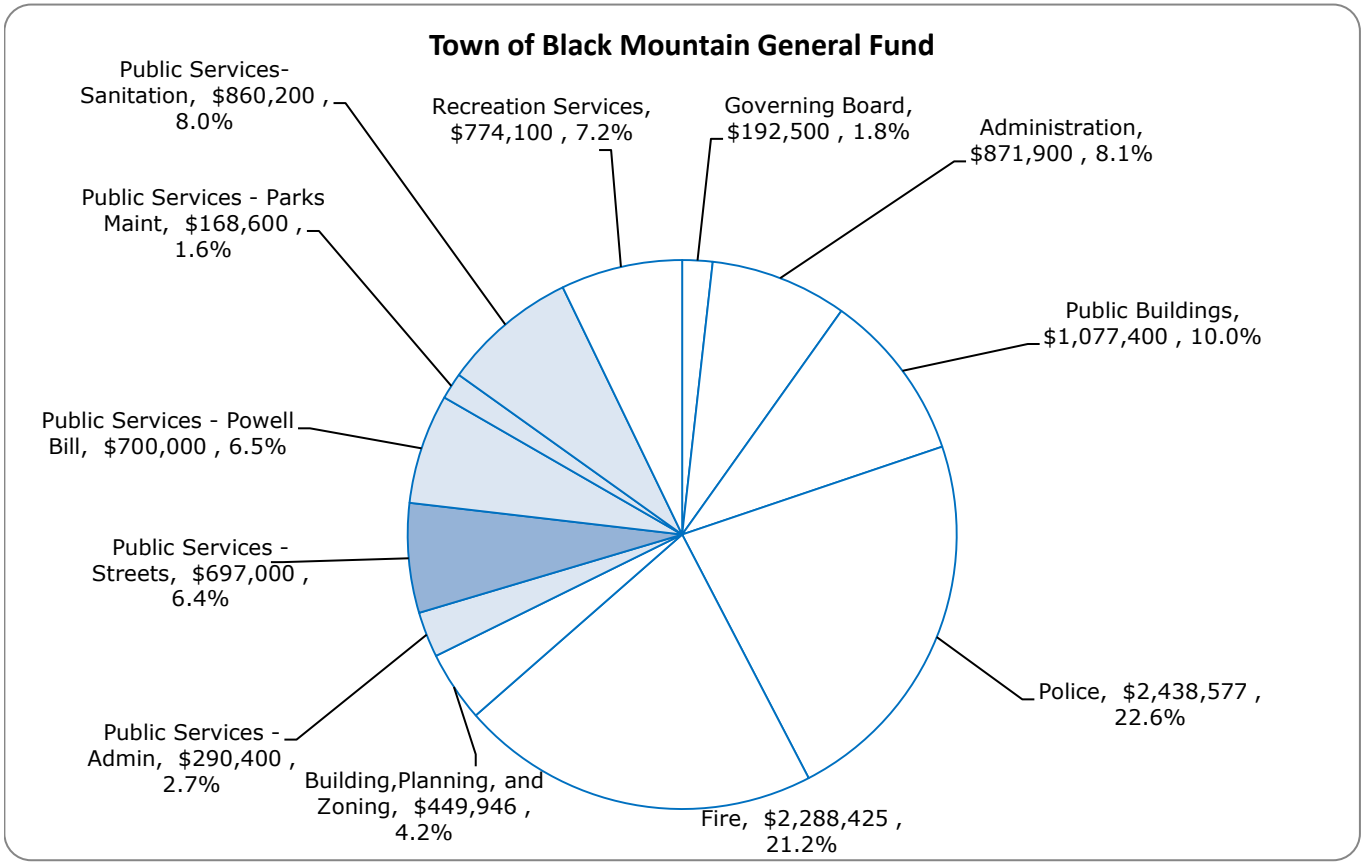

The Streets Division is one of the two major divisions of the Public Services Department.

PUBLIC SERVICES - STREETS DIVISION

EXPENDITURES SUMMARY

	FY19-20 Actual	FY20-21 Original Budget	FY20-21 Amended Budget	FY20-21 Estimated Expenditures	FY21-22 Recommended Budget	% Change From FY20-21 Amended
Personnel	$ 375,528	$ 375,528	$ 375,528	$ 344,499	$ 390,400	3.96%
Operating Costs	219,400	219,400	219,400	216,900	253,100	15.36%
Capital	20,000	20,000	20,000	20,000	53,500	167.50%
Debt Payment	-	-	-	-	-	N/A
Total	**$ 614,928**	**$ 614,928**	**$ 614,928**	**$ 581,399**	**$ 697,000**	**13.35%**

2021-2022 Budget
Public Services - Streets

ACCOUNT NUMBER	DESCRIPTION	ACTUAL FY19-20	ORIGINAL BUDGET FY20-21	AMENDED BUDGET FY20-21	ACTUAL 3-31-2021	PROJECTED TO 6-30-21	DEPT REQUEST FY21-22	MANAGER RECOMMENDED FY21-22
PERSONNEL SERVICES:								
10-20-5600-020	SALARIES & WAGES	225,631	243,193	243,193	128,068	226,355	250,800	250,800
10-20-5600-021	SALARIES- PART-TIME, TEMP	12,738	13,300	13,300	8,547	12,421	13,000	13,000
10-20-5600-050	FICA EXPENSE	17,682	19,774	19,774	9,858	17,605	19,200	19,200
10-20-5600-060	GROUP INSURANCE	34,962	49,616	49,616	21,132	41,418	49,100	49,100
10-20-5600-070	RETIREMENT LGERS	31,746	37,430	37,430	21,550	35,359	45,700	45,700
10-20-5600-080	RETIREMENT 401K	10,885	12,215	12,215	6,080	11,341	12,600	12,600
TOTALS:	***PERSONNEL SERVICES***	***$ 333,644***	***$ 375,528***	***$ 375,528***	***$ 195,235***	***$ 344,499***	***$ 390,400***	***$ 390,400***
OPERATING EXPENSES:								
10-20-5600-040	PROFESSIONAL SERVICES	-	3,000	3,000	-	3,000	3,000	3,000
10-20-5600-110	TELEPHONE	309	900	900	197	600	400	400
10-20-5600-130	UTILITIES	102,383	99,000	99,000	72,595	98,400	117,000	117,000
10-20-5600-140	PROF DEVELOPMENT	2,193	2,000	2,000	217	1,500	2,500	2,500
10-20-5600-160	M & R EQUIPMENT	12,581	10,000	10,000	6,161	10,000	12,500	12,500
10-20-5600-170	M & R TRUCKS	8,665	10,000	10,000	8,673	10,000	10,000	10,000
10-20-5600-310	DIESEL AND UNLEADED FUEL	3,993	4,600	4,600	2,234	4,200	4,200	4,200
10-20-5600-311	BIODIESEL	5,734	7,000	7,000	1,397	7,000	8,000	8,000
10-20-5600-321	BUS SERVICE	24,000	20,000	20,000	12,000	24,000	24,000	24,000
10-20-5600-330	DEPARTMENT SUPPLIES	28,583	28,000	28,000	16,844	24,000	29,000	29,000
10-20-5600-360	UNIFORMS	3,681	4,200	4,200	2,888	4,200	8,800	8,800
10-20-5600-450	CONTRACT SERVICES	32,758	30,700	30,700	18,683	30,000	33,700	33,700
TOTALS:	***OPERATING EXPENSES***	***$ 224,880***	***$ 219,400***	***$ 219,400***	***$ 141,889***	***$ 216,900***	***$ 253,100***	***$ 253,100***
CAPITAL OUTLAY:								
10-20-5600-730	CAPITAL OUTLAY	133,020	20,000	20,000	4,250	20,000	53,500	53,500
TOTALS:	***CAPITAL OUTLAY***	***$ 133,020***	***$ 20,000***	***$ 20,000***	***$ 4,250***	***$ 20,000***	***$ 53,500***	***$ 53,500***
DEBT PAYMENT:								
TOTALS:	***DEBT PAYMENT***	***$ -***	***$ -***	***$ -***	***$ -***	***$ -***	***$ -***	***$ -***
STREET DEPARTMENT TOTAL:		**$ 691,544**	**$ 614,928**	**$ 614,928**	**$ 341,374**	**$ 581,399**	**$ 697,000**	**$ 697,000**

GENERAL FUND - PUBLIC SERVICES - STREETS
10-20-5600

.020 SALARIES, WAGES & BENEFITS		**$**	**377,400**
1-Crew Leader			
3-Tech I			
3-Tech II			
.021 SALARIES - PART-TIME, TEMP		**$**	**13,000**
19 hours per week	13,000		
.040 PROFESSIONAL SERVICES		**$**	**3,000**
Traffic engineering surveying, etc.	3,000		
.110 TELEPHONE		**$**	**400**
Cell phones	400		
.130 UTILITIES		**$**	**117,000**
Street lighting	117,000		
.140 PROFESSIONAL DEVELOPMENT		**$**	**2,500**
Training and certification renewals	2,500		
.160 M & R EQUIPMENT		**$**	**12,500**
Equipment maintenance for small power tools, lawn mowers, chipper, chain saws, weedeaters, blowers, generators, pipe saw, etc.	12,500		
.170 M & R TRUCKS		**$**	**10,000**
Maintenance and repairs (4) trucks and (2) dump trucks	10,000		
.310 DIESEL AND UNLEADED FUEL		**$**	**4,200**
Gas and diesel for vehicles	4,200		
.311 BIODIESEL		**$**	**8,000**
Biodiesel	8,000		
.321 BUS SERVICE		**$**	**24,000**
.330 DEPARTMENT SUPPLIES		**$**	**29,000**
Materials - road bond, wash stone, concrete, sand screenings, tack, straw, hay, fertilizer, geomatting, parking lot paint	10,000		
New equipment, chain saws, weedeaters, shovels, rakes, etc.	4,000		
Maintenance equipment supplies - oil, filters, fluids, etc	3,900		
Leaf bags	3,200		
Pesticides, insecticides, other chemicals	2,900		
Street name signs/posts	1,500		
Cutting wheels, chainsaw blades, weedeater string	1,500		
General hardware - nuts, bolts, lightbulbs, batteries	1,500		
Planters for downtown	500		
.360 UNIFORMS		**$**	**8,800**
Uniform allowance	7,000		
Raingear	1,300		
Safety gear - vests, hearing, vision, gloves, etc.	500		

GENERAL FUND - PUBLIC SERVICES - STREETS
10-20-5600

.450 CONTRACT SERVICES		**$**	**33,700**
Mowing - cemetery	8,500		
Street sweeping	7,200		
Debris dumping	5,000		
Tree removal	10,000		
Misc.	3,000		
.730 CAPITAL OUTLAY		**$**	**53,500**
Vehicle Lift	8,500		
New Vehicle Ford F-150	45,000		
TOTAL		**$**	**697,000**

PUBLIC SERVICES - POWELL BILL DIVISION

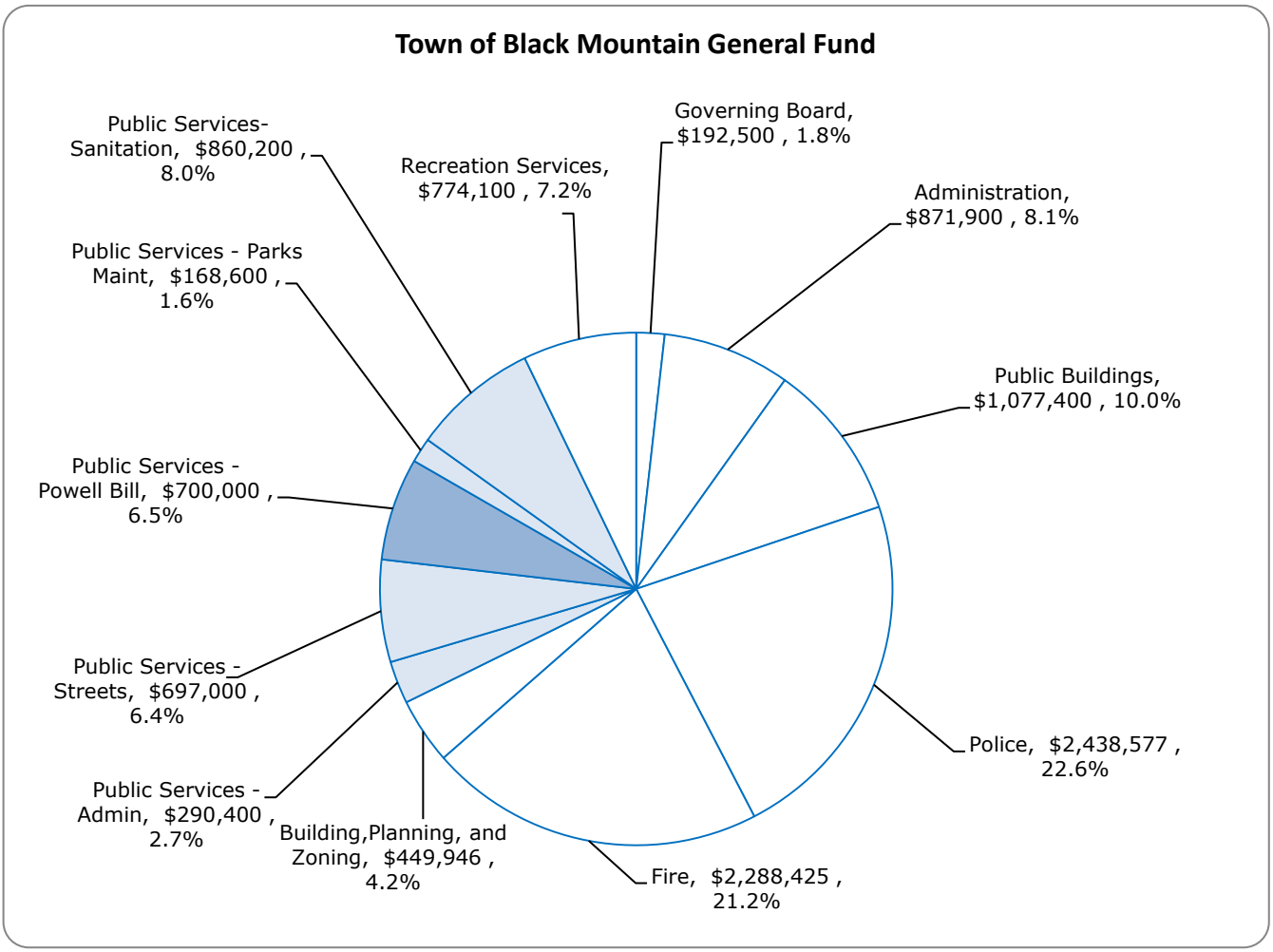

Powell Bill – These grant revenues are generated from the State's gasoline tax and a percentage of this tax is returned to the municipality through a formula based on population and street mileage. Powell Bill funds can only be used for street maintenance, construction, traffic signs, sidewalks, curbs, gutters, drainage and other related needs. This budget unit is managed as a function of the Streets Division of the Public Services Department.

PUBLIC SERVICES - POWELL BILL DIVISION

EXPENDITURES SUMMARY

	FY19-20 Actual	FY20-21 Original Budget	FY20-21 Amended Budget	FY20-21 Estimated Expenditures	FY21-22 Recommended Budget	% Change From FY20-21 Amended
Personnel	$ -	$ -	$ -	$ -	$ -	N/A
Operating Costs	81,000	76,000	81,000	76,000	81,000	6.58%
Capital	174,800	120,000	174,800	75,000	619,000	415.83%
Debt Payment	-	-	-	-	-	N/A
Total	**$ 255,800**	**$ 196,000**	**$ 255,800**	**$ 151,000**	**$ 700,000**	**257.14%**

2021-2022 Budget
Public Services - Powell Bill

ACCOUNT NUMBER	DESCRIPTION	ACTUAL FY19-20	ORIGINAL BUDGET FY20-21	AMENDED BUDGET FY20-21	ACTUAL 3-31-2021	PROJECTED TO 6-30-21	DEPT REQUEST FY21-22	MANAGER RECOMMENDED FY21-22
PERSONNEL SERVICES:								
10-20-5700-020	SALARIES & WAGES	-	-	-	-	-	-	-
TOTALS:	***PERSONNEL SERVICES***	***$ -***	***$ -***	***$ -***	***$ -***	***$ -***	***$ -***	***$ -***
OPERATING EXPENSES:								
10-20-5700-040	PROF SERVICES	46,000	35,000	40,000	13,095	35,000	40,000	40,000
10-20-5700-330	DEPARTMENT SUPPLIES	26,228	41,000	41,000	33,017	41,000	41,000	41,000
TOTALS:	***OPERATING EXPENSES***	***$ 72,228***	***$ 76,000***	***$ 81,000***	***$ 46,112***	***$ 76,000***	***$ 81,000***	***$ 81,000***
CAPITAL OUTLAY:								
10-20-5700-730	CAPITAL OUTLAY	11,077	120,000	174,800	73,760	75,000	619,000	619,000
TOTALS:	***CAPITAL OUTLAY***	***$ 11,077***	***$ 120,000***	***$ 174,800***	***$ 73,760***	***$ 75,000***	***$ 619,000***	***$ 619,000***
DEBT PAYMENT:								
TOTALS:	***DEBT PAYMENT***	***$ -***	***$ -***	***$ -***	***$ -***	***$ -***	***$ -***	***$ -***
POWELL BILL DEPARTMENT TOTAL:		**$ 83,305**	**$ 196,000**	**$ 255,800**	**$ 119,872**	**$ 151,000**	**$ 700,000**	**$ 700,000**

GENERAL FUND - PUBLIC SERVICES - POWELL BILL
10-20-5700

.020 SALARIES & WAGES		**$ -**
.040 PROFESSIONAL SERVICES		**$ 40,000**
Engineering	37,500	
Bridge inspections	2,500	
.330 DEPARTMENT SUPPLIES		**$ 41,000**
Rolling stock - Powell Bill	14,000	
Ice and snow removal	8,000	
Asphalt, gravel, grading road repairs	6,000	
Traffic sign and posts	5,000	
Maintenance supplies	5,000	
Equipment supplies	3,000	
.730 CAPITAL OUTLAY		**$ 619,000**
Street Paving	500,000	
Hwy 9 Sidewalk	100,000	
Sidewalk repair and replacement	19,000	
TOTAL		**$ 700,000**

PUBLIC SERVICES-PARKS MAINTENANCE

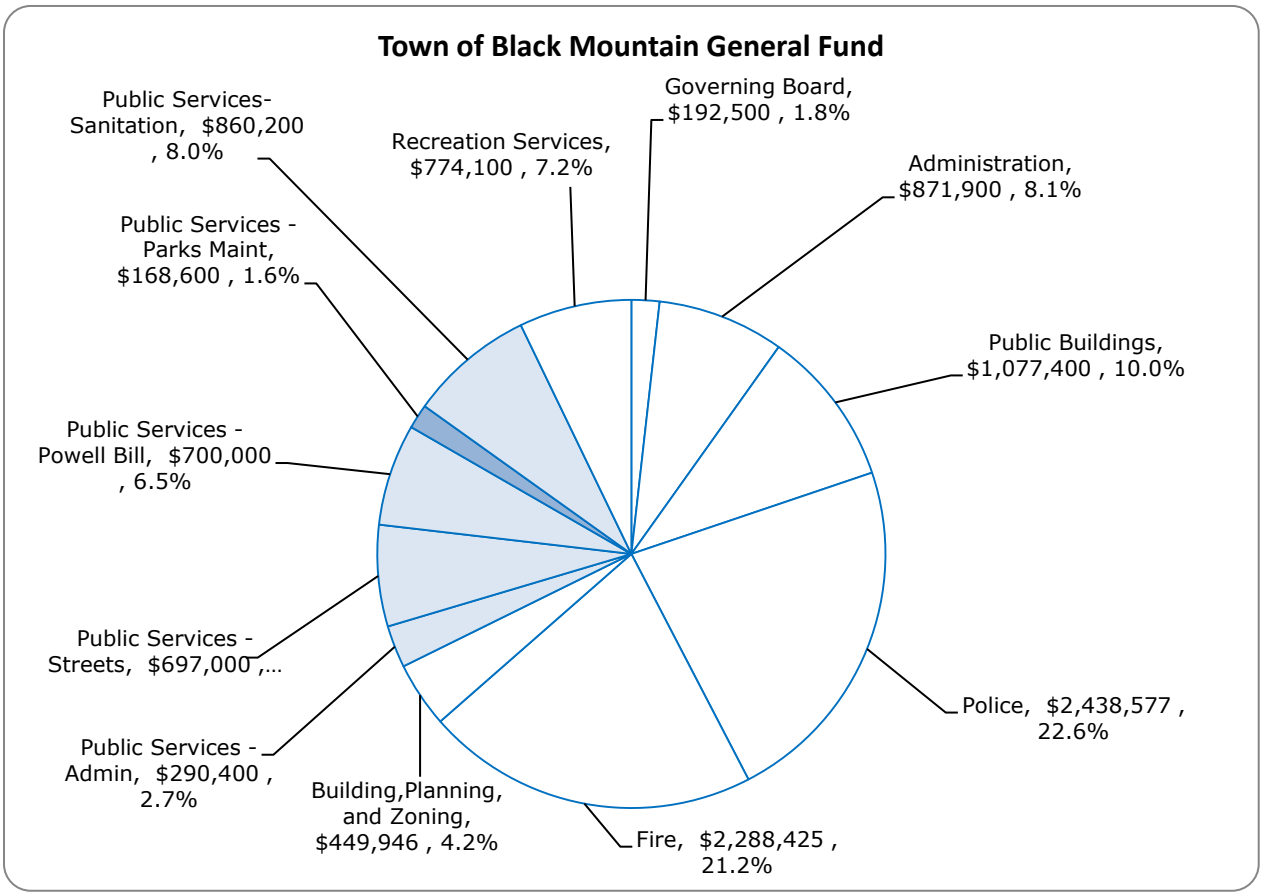

Parks Maintenance - Maintaining all parks and recreation facilities within the Town.

PUBLIC SERVICES - PARKS MAINTENANCE DIVISION

EXPENDITURES SUMMARY

	FY19-20 Actual	FY20-21 Original Budget	FY20-21 Amended Budget	FY20-21 Estimated Expenditures	FY21-22 Recommended Budget	% Change From FY20-21 Amended
Personnel	$ -	$ -	$ -	$ -	$ -	N/A
Operating Costs	133,700	133,700	133,700	117,250	146,600	9.65%
Capital	-	-	-	-	22,000	N/A
Debt Payment	-	-	-	-	-	N/A
Total	**$ 133,700**	**$ 133,700**	**$ 133,700**	**$ 117,250**	**$ 168,600**	**26.10%**

2021-2022 Budget
Public Services - Parks Maintenance

ACCOUNT NUMBER	DESCRIPTION	ACTUAL FY19-20	ORIGINAL BUDGET FY20-21	AMENDED BUDGET FY20-21	ACTUAL 3-31-2021	PROJECTED TO 6-30-21	DEPT REQUEST FY21-22	MANAGER RECOMMENDED FY21-22
PERSONNEL SERVICES:								
TOTALS:	***PERSONNEL SERVICES***	***$ -***	***$ -***	***$ -***	***$ -***	***$ -***	***$ -***	***$ -***
OPERATING EXPENSES:								
10-20-5650-110	TELEPHONE	175	200	200	107	200	200	200
10-20-5650-130	UTILITIES REC PARK	7,781	6,700	6,700	3,423	6,000	9,300	9,300
10-20-5650-131	UTILITIES CARVER	10,326	13,000	13,000	6,993	11,000	13,000	13,000
10-20-5650-132	UTILITIES GREY EAGLE	5,467	5,600	5,600	2,705	4,500	5,600	5,600
10-20-5650-133	UTILITIES LAKEVIEW	6,661	6,800	6,800	3,120	5,500	6,800	6,800
10-20-5650-134	UTILITIES LAKE TOMAHAWK	10,511	11,500	11,500	6,661	12,000	11,500	11,500
10-20-5650-135	UTILITIES POOL	10,942	12,400	12,400	7,717	12,000	12,400	12,400
10-20-5650-137	UTILITIES TOWN SQUARE	7,085	6,800	6,800	2,324	5,000	8,500	8,500
10-20-5650-140	PROF DEVELOPMENT	-	1,000	1,000	-	500	1,000	1,000
10-20-5650-150	M & R LAKE TOMAHAWK	7,969	12,500	12,500	3,198	10,000	10,500	10,500
10-20-5650-151	M & R REC PARK	2,543	11,300	11,300	6,175	12,000	12,000	12,000
10-20-5650-152	M & R CRAGMONT PARK	-	4,200	4,200	-	2,500	2,500	2,500
10-20-5650-153	M & R RIVERWALK PARK	3,178	2,000	2,000	-	2,500	2,000	2,000
10-20-5650-154	M & R CLEVENGER	350	4,000	4,000	1,335	2,000	4,500	4,500
10-20-5650-155	M & R SKATEPARK	-	500	500	-	500	-	-
10-20-5650-156	M & R CARVER	13,647	5,000	5,000	3,720	8,000	8,000	8,000
10-20-5650-157	M & R GREY EAGLE	4,931	3,000	3,000	1,128	2,400	3,000	3,000
10-20-5650-158	M & R LAKEVIEW	784	2,700	2,700	4,766	8,700	10,700	10,700
10-20-5650-159	M & R POOL	342	4,500	4,500	480	2,000	4,500	4,500
10-20-5650-160	M & R EQUIPMENT	2,518	2,500	2,500	256	750	3,000	3,000
10.20.5650.161	M & R GREENWAYS	763	3,500	3,500	760	2,000	3,500	3,500
10.20.5650.162	M & R TOWN SQUARE	3,277	5,000	5,000	441	2,000	5,000	5,000
10-20-5650-170	M & R TRUCKS	235	2,000	2,000	133	1,000	2,000	2,000
10-20-5650-310	DIESEL AND UNLEADED FUEL	1,725	2,000	2,000	573	1,200	2,100	2,100
10-20-5650-330	DEPARTMENTAL SUPPLIES	3,289	5,000	5,000	1,123	3,000	5,000	5,000
TOTALS:	***OPERATING EXPENSES***	***$ 104,499***	***$ 133,700***	***$ 133,700***	***$ 57,138***	***$ 117,250***	***$ 146,600***	***$ 146,600***
CAPITAL OUTLAY:								
10-20-5650-730	CAPITAL OUTLAY	-	-	-	-	-	22,000	22,000
TOTALS:	***CAPITAL OUTLAY***	***$ -***	***$ -***	***$ -***	***$ -***	***$ -***	***$ 22,000***	***$ 22,000***
DEBT PAYMENT:		-	-	-	-	-	-	-
TOTALS:	***DEBT PAYMENT***	***$ -***	***$ -***	***$ -***	***$ -***	***$ -***	***$ -***	***$ -***
PUBLIC SERVICES PARK MAINT TOTAL:		***$ 104,499***	***$ 133,700***	***$ 133,700***	***$ 57,138***	***$ 117,250***	***$ 168,600***	***$ 168,600***

.110 TELEPHONE		**$ 200**
Landlines	200	
.130 UTILITIES REC PARK AND RIVERWALK PARK		**$ 9,300**
Electricity	7,100	
Sewer	1,000	
.131 UTILITIES CARVER		**$ 13,000**
Electricity	7,500	
Natural Gas	2,200	
Sewer	1,500	
.132 UTILITIES GREY EAGLE		**$ 5,600**
Electricity	5,000	
Natural gas	1,700	
.133 UTILITIES LAKEVIEW		**$ 6,800**
Electricity	4,000	
Natural gas	2,000	
Sewer	1,600	
.134 UTILITIES LAKE TOMAHAWK		**$ 11,500**
Electricity	11,000	
.135 UTILITIES POOL		**$ 12,400**
Electricity	10,000	
Sewer	1,500	
.137 UTILITIES TOWN SQUARE		**$ 8,500**
Sewer	5,500	
Electricity	3,000	
.140 PROFESSIONAL DEVELOPMENT		**$ 1,000**
Misc. training, CPR, first aid, pool operator, etc.	1,000	
.150 M & R LAKE TOMAHAWK		**$ 10,500**
Lake Tomahawk trails upkeep and maintenance	4,500	
Pavilion upkeep and maintenance	3,000	
Playground upkeep and maintenance	1,000	
Tennis courts upkeep and maintenance	2,000	
.151 M & R REC PARK		**$ 12,000**
Rec Park upkeep and maintenance (lights, fields, etc.)	9,000	
Restroom maintenance	1,500	
Restroom service	800	
Pest Control	700	
.152 M & R CRAGMONT PARK		**$ 2,500**
Cragmont Park upkeep and maintenance	1,000	
Tennis court upkeep and maintenance	800	
Restroom rental	700	
.153 M & R RIVERWALK PARK		**$ 2,000**
Riverwalk Park upkeep and maintenance	2,000	

GENERAL FUND - PUBLIC SERVICES - PARKS MAINTENANCE
10-20-5650

.154 M & R CLEVENGER		**$ 4,500**
Community Garden area upkeep and maintenance	2,500	
Road maintenance and upkeep	1,000	
Disc golf course upkeep and maintenance	500	
Pest Control	500	
.156 M & R CARVER		**$ 8,000**
Misc upkeep and maintenance	5,000	
Floor Maintenance	2,100	
Alarm system	600	
Pest Control	300	
.157 M & R GREY EAGLE		**$ 3,000**
Misc upkeep and maintenance	2,700	
Pest control	300	
.158 M & R LAKEVIEW		**$ 10,700**
Floor Maintenance	2,900	
Misc upkeep and maintenance	4,500	
HVAC	2,000	
Restroom services	800	
Pest Control	300	
Filter Service	200	
.159 M & R POOL		**$ 4,500**
Misc upkeep and maintenance	4,200	
Pest Control	300	
.160 M & R EQUIPMENT		**$ 3,000**
Equipment maintenance for mowers, weedeaters, and leaf blowers	3,000	
.161 M & R GREENWAYS		**$ 3,500**
Flat Creek Trail	500	
Garden Trail	500	
I-40 pedestrian underpass	500	
Lake Tomahawk Trail	500	
Oaks Trail	500	
Riverwalk Park Trail	500	
Village Way	500	
.162 M & R TOWN SQUARE		**$ 5,000**
Grounds - fountains, fixtures, and fence, etc	2,000	
Bathrooms	1,500	
Misc upkeep and maintenance	1,500	
.170 M & R TRUCKS		**$ 2,000**
General maintenance (2) trucks	2,000	
.310 DIESEL AND UNLEADED FUEL		**$ 2,100**
Gas, oil, antifreeze (2) trucks	2,100	
.330 DEPARTMENT SUPPLIES		**$ 5,000**
Misc parks supplies	3,000	
Ballfield supplies	2,000	
Maintenance of Grey Eagle Monument	-	
.730 CAPITAL OUTLAY		**$ 22,000**
Lake Tomahawk Fountain Pump	10,000	
New Mower	12,000	
TOTAL		**$ 168,600**

PUBLIC SERVICES - SANITATION DIVISION

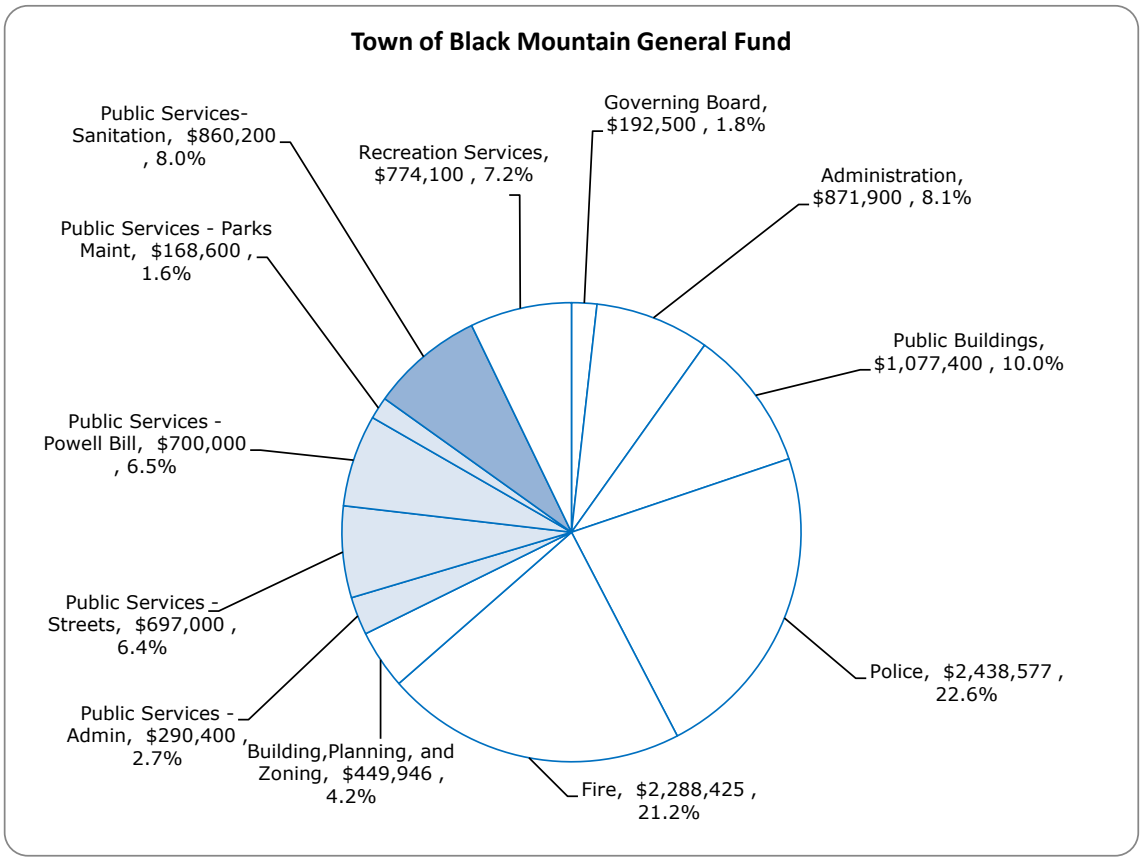

The recycling, refuse, and solid waste pickup at residential curbside within Black Mountain is provided by the Town. The purpose of this service is to assist in the maintenance of a clean and healthy community environment through the efficient and environmentally sensitive collection and removal of residential solid waste within the Town of Black Mountain.

PUBLIC SERVICES - SANITATION DIVISION

EXPENDITURES SUMMARY

	FY19-20 Actual	FY20-21 Original Budget	FY20-21 Amended Budget	FY20-21 Estimated Expenditures	FY21-22 Recommended Budget	% Change From FY20-21 Amended
Personnel	$ -	$ -	$ -	$ 201,643	$ 379,600	N/A
Operating Costs	796,200	796,200	796,200	414,593	323,100	-59.42%
Capital	-	-	-	-	25,000	N/A
Debt					132,500	
Total	**$ 796,200**	**$ 796,200**	**$ 796,200**	**$ 616,236**	**$ 860,200**	**8.04%**

2021-2022 Budget
Public Services - Sanitation

ACCOUNT NUMBER	DESCRIPTION	ACTUAL FY19-20	ORIGINAL BUDGET FY20-21	AMENDED BUDGET FY20-21	ACTUAL 3-31-2021	PROJECTED TO 6-30-21	DEPT REQUEST FY21-22	MANAGER RECOMMENDED FY21-22
PERSONNEL SERVICES:								
10-30-5800-020	SALARIES & WAGES	-	-	-	80,903	126,000	264,100	264,100
10-30-5800-023	CONTRACT LABOR	-	-	-	-	12,000	-	-
10-30-5800-050	FICA EXPENSE	-	-	-	6,006	9,639	19,900	19,900
10-30-5800-060	GROUP INSURANCE	-	-	-	17,381	26,688	35,100	35,100
10-30-5800-070	RETIREMENT EXPENSE	-		-	13,655	21,013	47,400	47,400
10-30-5800-080	RETIREMENT 401K	-	-	-	4,045	6,303	13,100	13,100
TOTALS:	***PERSONNEL SERVICES***	***$ -***	***$ -***	***$ -***	***$ 121,990***	***$ 201,643***	***$ 379,600***	***$ 379,600***
OPERATING EXPENSES:								
10-30-5800-110	TELEPHONE				1,046	1,883	3,800	3,800
10-30-5800-100	POSTAGE						2,500	2,500
10-30-5800-140	PROF DEVELOPMENT	145	1,300	1,300	-	2,500	3,000	3,000
10-30-5800-170	M & R TRUCKS	-	-	-	3,296	12,000	56,250	56,250
10-30-5800-190	PUBLIC EDUCATION	-	1,500	1,500	-	1,000	1,500	1,500
10-30-5800-310	DIESEL AND UNLEADED FUEL	-	-	-	7,903	10,000	30,000	30,000
10-30-5800-360	UNIFORMS	-	-	-	-	-	9,500	9,500
10-30-5800-330	DEPARTMENT SUPPLIES	1,508	1,000	1,000	14,069	19,750	19,750	19,750
10-30-5800-450	CONTRACT-SANITATION	655,851	660,400	660,400	184,460	184,460	21,800	21,800
10-30-5800-452	ASST LEAF PICK-UP	-	-	-	-	-	-	-
10-30-5800-530	LANDFILL CHARGES	98,053	132,000	132,000	97,549	168,000	160,000	160,000
10-30-5800-540	INSURANCE	-	-	-	-	15,000	15,000	15,000
TOTALS:	***OPERATING EXPENSES***	***$ 755,557***	***$ 796,200***	***$ 796,200***	***$ 308,323***	***$ 414,593***	***$ 323,100***	***$ 323,100***
10-30-5800-730	CAPITAL OUTLAY	-	-	-	-	-	25,000	25,000
TOTALS:	***CAPITAL OUTLAY***	***$ -***	***$ -***	***$ -***	***$ -***	***$ -***	***$ 25,000***	***$ 25,000***
DEBT PAYMENT:								
10-30-5800-904	DEBT PRINCIPAL TRUCKS	-	-	-	-	-	118,000	118,000
10-30-5800-905	DEBT INTEREST TRUCKS	-	-	-	-	-	14,500	14,500
TOTALS:	***DEBT PAYMENT***	***$ -***	***$ -***	***$ -***	***$ -***	***$ -***	***$ 132,500***	***$ 132,500***
SANITATION DEPARTMENT TOTAL:		**$ 755,557**	**$ 796,200**	**$ 796,200**	**$ 430,313**	**$ 616,236**	**$ 860,200**	**$ 860,200**

GENERAL FUND - PUBLIC SERVICES - SANITATION
10-30-5800

.020 SALARIES, WAGES & BENEFITS		**$ 379,600**
(5) Sanitation	379,600	
.100 POSTAGE		**$ 2,500**
.110 TELEPHONE		**$ 3,800**
Cell Phone	3,800	
.140 PROFESSIONAL DEVELOPMENT		**$ 3,000**
Training for Sanitation staff	3,000	
.170 M & R TRUCKS		**56,250**
Maintenance on two trash trucks and two other trucks	56,250	
.190 PUBLIC EDUCATION		**$ 1,500**
Trash/recycling brochures, calendars, and envelope printing	1,000	
Misc	500	
.310 DIESEL AND UNLEADED FUEL		**$ 30,000**
Gas and diesel for vehicles	30,000	
.330 DEPARTMENT SUPPLIES		**$ 19,750**
Misc	18,750	
Rercycling bins and garbage bags	1,000	
.360 UNIFORMS		**$ 9,500**
Uniform Allowance (7)	7,700	
Raingear, Saftey Gear, Boots, Etc.	1,400	
Safety gear - vests, hearing, vision, gloves, etc.	400	
.450 CONTRACT SERVICES-SANITATION		**$ 21,800**
Dumpsters pickup for town facilities	19,300	
Misc	1,000	
Records disposal	1,000	
Sourwood	500	
.452 ASSISTED LEAF PICK-UP		**$ -**
Assisted leaf pickup program	-	
.530 LANDFILL CHARGES		**$ 160,000**
Disposal - Buncombe County, Curbie, Riverside	160,000	
.540 INSURANCE		**$ 15,000**
Workers comp insurance	12,000	
General liab insurance	3,000	
.730 CAPITAL OUTLAY		**$ 25,000**
Downtown Trash Cans	25,000	
.900 DEBT PAYMENT		**$ 132,500**
Sanitation Trucks	132,500	
TOTAL		**$ 860,200**

RECREATION SERVICES

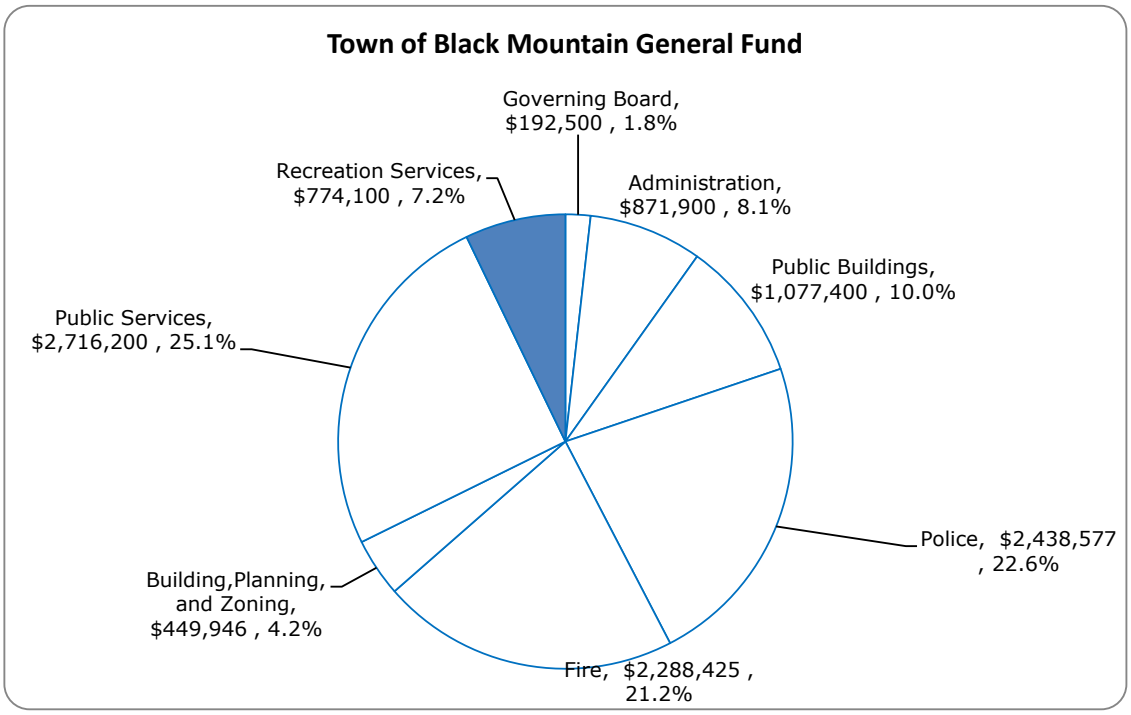

The Black Mountain community places a strong emphasis on the provision of quality recreation and parks services. The beautiful natural environment of the surrounding mountains provide the perfect backdrop for year-round recreational opportunities. In an effort to carry out their mission and to provide for the enhancement of mountain living, the Black Mountain Recreation and Parks Department provides a variety of recreation and leisure activities, special events, facilities and parks that contribute to health, fitness, relaxation, enjoyment and community fellowship for the citizens of the Town of Black Mountain, neighboring communities and visitors to our town. Recreational pursuits are important to our community's quality of life.

RECREATION SERVICES

EXPENDITURES SUMMARY

	FY19-20 Actual	FY20-21 Original Budget	FY20-21 Amended Budget	FY20-21 Estimated Expenditures	FY21-22 Recommended Budget	% Change From FY20-21 Original
Personnel	$ 316,500	$ 316,500	$ 316,500	$ 288,799	$ 312,600	-1.23%
Operating Costs	116,800	116,800	116,800	61,300	99,000	-15.24%
Capital	10,000	93,100	10,000	10,000	140,000	50.38%
Debt Payment	-	-	-	-	-	N/A
Total	**$ 443,300**	**$ 526,400**	**$ 443,300**	**$ 360,099**	**$ 551,600**	**4.79%**

2021-2022 Budget
Recreation Revenues
Charges, Fees, and Grants

ACCOUNT NUMBER	DESCRIPTION	ACTUAL FY19-20	ORIGINAL BUDGET FY20-21	AMENDED BUDGET FY20-21	ACTUAL 3-31-2021	PROJECTED TO 6-30-21	DEPT REQUEST FY21-22	MANAGER RECOMMENDED FY21-22
10-80-3705-700	SR. CTR. DEVELOPMENT GRANT	16,385	15,000	25,000	14,326	13,000	20,000	20,000
10-80-3440-400	POOL REVENUE	48,932	53,000	53,000	-	23,000	50,000	50,000
10-80-3445-400	POOL CONCESSIONS	14,947	15,000	15,000	-	9,000	15,000	15,000
10-80-3446-400	POOL RENTALS	5,072	5,000	5,000	-	1,000	5,000	5,000
10-80-3455-400	LAKEVIEW UPSTAIRS RENTALS	24,973	22,000	22,000	-	10,000	25,000	25,000
10-80-3456-400	LAKEVIEW DOWNSTAIRS RENTALS	3,805	3,000	3,000	-	3,500	3,500	3,500
10-80-3457-400	PAVILION & GAZEBO RENTALS	3,480	2,000	2,000	1,335	1,800	3,500	3,500
10-80-3461-400	ADULT SPORTS	4,724	8,000	8,000	-	3,200	4,500	4,500
10-80-3462-400	YOUTH SPORTS	40,302	42,000	42,000	6,266	27,000	35,000	35,000
10-80-3465-400	RECR SENIOR CITIZEN ACTIVITY	2,074	6,000	6,000	-	500	3,000	3,000
10-80-3475-400	CARVER CENTER RENTALS	46,037	45,000	45,000	31,640	35,000	60,000	60,000
10-80-3480-400	CARVER CENTER ACTIVITIES	40	2,500	2,500	-	-	1,000	1,000
10-80-3481-400	SPECIAL EVENTS	8,464	10,500	10,500	792	7,000	8,000	8,000
10-80-3482-400	GARDEN ACTIVITIES	2,050	2,500	2,500	2,365	1,500	2,000	2,000
10-80-3490-400	REC PARK REVENUE	760	750	750	-	2,000	1,000	1,000
10-80-3492-400	BOUNCE HOUSE RENTAL	7,849	7,500	7,500	-	5,500	-	-
10-80-3495-400	GREY EAGLE ARENA RENTALS	11,624	6,000	6,000	-	5,200	8,000	6,000
10-80-3600-400	SPONSORSHIP - SPECIAL EVENTS	2,050	2,000	2,000	1,200	2,000	2,000	2,000
10-80-3601-400	SPONSORSHIP - FIREWORKS	12,576	8,100	8,100	-	3,000	7,000	7,000
10-80-3602-400	SPONSORSHIP - YOUTH SPORTS	1,040	2,000	2,000	-	1,000	1,000	1,000
10-80-3603-400	SPONSORSHIP - OTHER	25	2,000	2,000	2,173	500	1,000	1,000
	Total	**257,209**	**259,850**	**269,850**	**60,097**	**154,700**	**255,500**	**253,500**

2021-2022 Budget
Recreation Administration

ACCOUNT NUMBER	DESCRIPTION	ACTUAL FY19-20	ORIGINAL BUDGET FY20-21	AMENDED BUDGET FY20-21	ACTUAL 3-31-2021	PROJECTED TO 6-30-21	DEPT REQUEST FY21-22	MANAGER RECOMMENDED FY21-22
PERSONNEL SERVICES:								
10-80-6190-020	SALARIES & WAGES	152,253	169,300	169,300	110,657	168,384	178,500	178,500
10-80-6190-021	SALARIES- PART-TIME, TEMP	53,593	51,000	51,000	11,439	35,000	50,800	50,800
10-80-6190-023	CONTRACT LABOR	4,766	15,000	15,000	2,725	6,000	-	-
10-80-6190-050	FICA EXPENSE	15,309	18,200	18,200	9,249	15,065	13,700	13,700
10-80-6190-060	GROUP INSURANCE	20,584	28,500	28,500	17,995	29,988	28,100	28,100
10-80-6190-070	RETIREMENT LGERS	21,346	26,000	26,000	18,665	25,895	32,500	32,500
10-80-6190-080	RETIREMENT 401K	7,504	8,500	8,500	5,508	8,467	9,000	9,000
TOTALS:	***PERSONNEL SERVICES***	***$ 275,355***	***$ 316,500***	***$ 316,500***	***$ 176,238***	***$ 288,799***	***$ 312,600***	***$ 312,600***
OPERATING EXPENSES:								
10-80-6190-110	TELEPHONE	4,497	4,400	4,400	3,116	4,000	4,600	4,600
10-80-6190-140	PROF DEVELOPMENT	7,133	6,500	6,500	1,694	3,500	7,000	7,000
10-80-6190-156	M & R 304 BLACK MTN AVE	1,878	3,500	3,500	-	-	-	-
10-80-6190-160	M & R EQUIPMENT	1,816	2,100	2,100	1,800	1,800	1,800	1,800
10-80-6190-170	M & R TRUCKS	875	2,500	2,500	1,233	2,000	2,500	2,500
10-80-6190-260	ADVERTISING	4,761	8,000	8,000	1,146	5,500	8,000	8,000
10-80-6190-310	DIESEL AND UNLEADED FUEL	500	1,500	1,500	146	500	1,500	1,500
10-80-6190-320	REC PROGRAMS	19,574	20,900	20,900	3,310	9,000	13,800	13,800
10-80-6190-321	HEALTH INITIATIVE	-	3,200	3,200	658	2,000	3,500	3,500
10-80-6190-323	REVENUE SUPPORTED PRGMS	26,555	38,000	38,000	6,926	10,000	30,500	30,500
10-80-6190-330	DEPARTMENT SUPPLIES	15,592	15,000	15,000	11,262	15,000	15,500	15,500
10-80-6190-450	CONTRACT SERVICES	8,302	8,400	8,400	2,998	6,000	7,500	7,500
10-80-6190-530	DUES & SUBSCRIPTIONS	1,849	2,800	2,800	1,021	2,000	2,800	2,800
TOTALS:	***OPERATING EXPENSES***	***$ 93,332***	***$ 116,800***	***$ 116,800***	***$ 35,310***	***$ 61,300***	***$ 99,000***	***$ 99,000***
CAPITAL OUTLAY:								
10-80-6190-730	CAPITAL OUTLAY	34,832	93,100	10,000	9,507	10,000	140,000	140,000
TOTALS:	***CAPITAL OUTLAY***	***$ 34,832***	***$ 93,100***	***$ 10,000***	***$ 9,507***	***$ 10,000***	***$ 140,000***	***$ 140,000***
DEBT PAYMENT:								
TOTALS:	***DEBT PAYMENT***	***$ -***	***$ -***	***$ -***	***$ -***	***$ -***	***$ -***	***$ -***
RECREATION ADMINISTRATION TOTAL:		**$ 403,519**	**$ 526,400**	**$ 443,300**	**$ 221,055**	**$ 360,099**	**$ 551,600**	**$ 551,600**

GENERAL FUND - RECREATION SERVICES - ADMINISTRATION
10-80-6190

.020 SALARIES, WAGES & BENEFITS		**$**	**261,800**
1-Director of Recreation			
1-Senior Admin Assistant			
2 - Recreation Activity Coordinator			
.021 SALARIES - PART-TIME, TEMP		**$**	**50,800**
1-Garden Supervisor			
1-School Garden Coordinator - vacant			
1-Park Attendant			
Umpires and Referees			
Camp Counselors			
Youth Garden Coordinator - vacant			
.040 PROFESSIONAL SERVICES		**$**	**-**
	-		
.110 TELEPHONE		**$**	**4,600**
Landlines	2,400		
Charter - Cable and internet	1,300		
Cell phone and Ipad	600		
Cell phone stipends	300		
.140 PROFESSIONAL DEVELOPMENT		**$**	**7,000**
Conferences	3,500		
Travel expenses	2,000		
Certifications	1,500		
.160 M & R EQUIPMENT		**$**	**1,800**
Copier lease and maintenance	1,800		
	-		
.170 M & R TRUCKS		**$**	**2,500**
Maintenance (3 vehicles)	2,500		
.260 ADVERTISING		**$**	**8,000**
Newspapers, internet	4,000		
Brochures	2,400		
Community advertising	1,600		
.310 DIESEL AND UNLEADED FUEL		**$**	**1,500**
Gas and diesel for vehicles	1,500		
.320 RECREATION PROGRAMS		**$**	**13,800**
Park Rhythms (1/2)	5,000		
Halloween	1,800		
Circle of Lights	1,800		
Misc	1,300		
Outdoor Programs	1,200		
Fishing tournament	1,000		
Pollinator Garden - NEW	1,000		
Pickleball - NEW	700		
Fireworks	-		
July 4th	-		

GENERAL FUND - RECREATION SERVICES - ADMINISTRATION
10-80-6190

.321 HEALTH INITIATIVE		**$**	**3,500**
Summer intern	1,800		
Nutrition, tobacco cessation, & PE program exp	1,700		
.323 REVENUE SUPPORTED PROGRAMS		**$**	**30,500**
Youth Indoor Soccer	7,500		
Youth basketball	5,700		
Valentine 5k race	4,500		
Community Garden	3,000		
Summer camp	2,800		
Smart Start Soccer	2,500		
Adult basketball	1,500		
Tennis	1,000		
Smart Start Basketball	1,000		
Youth Disc Golf League	1,000		
.330 DEPT SUPPLIES - RECREATION		**$**	**15,500**
Office supplies	4,500		
Cleaning supplies and trash bags	3,500		
Dog bags	2,000		
Misc	2,000		
Goose dog supplies	1,500		
Medical & staff supplies	1,000		
Tools/maintenance equipment	1,000		
.450 CONTRACT SERVICE - RECREATION		**$**	**7,500**
Portable restrooms @ Community Garden, Cragmont	2,400		
Rec Desk	2,400		
Misc	2,000		
Constant Contact	700		
.530 DUES SUBSCRIPTIONS - RECREATION		**$**	**2,800**
Misc memberships and dues	1,200		
Special event licenses - BMI and ASCAP	700		
Publications	500		
NC ABC Commission Annual Permit	400		
.730 CAPITAL OUTLAY		**$**	**140,000**
Tennis courts	60,000		
PARTF	40,000		
Vehicle repl - 1998 van	30,000		
Benches for the Lake	10,000		
TOTAL		**$**	**551,600**

2020-2021 Budget
Recreation Grey Eagle

ACCOUNT NUMBER	DESCRIPTION	ACTUAL FY19-20	ORIGINAL BUDGET FY20-21	AMENDED BUDGET FY20-21	ACTUAL 3-31-2021	PROJECTED TO 6-30-21	DEPT REQUEST FY21-22	MANAGER RECOMMENDED FY21-22
PERSONNEL SERVICES:								
10-81-6190-021	SALARIES- PART-TIME, TEMP	-	-	-	-	-	-	-
10-81-6190-050	FICA EXPENSE	-	-	-	-	-	-	-
TOTALS:	***PERSONNEL SERVICES***	***$ -***	***$ -***	***$ -***	***$ -***	***$ -***	***$ -***	***$ -***
OPERATING EXPENSES:								
10-81-6190-110	TELEPHONE	-	-	-	-	-	-	-
10-81-6190-323	REVENUE SUPPORTED PRGMS	-	-	-	-	-	-	-
10-81-6190-330	DEPARTMENT SUPPLIES	-	-	-	-	-	-	-
TOTALS:	***OPERATING EXPENSES***	***$ -***	***$ -***	***$ -***	***$ -***	***$ -***	***$ -***	***$ -***
CAPITAL OUTLAY:								
10-81-6190-730	CAPITAL OUTLAY	-	-	-	-	-		-
TOTALS:	***CAPITAL OUTLAY***	***$ -***	***$ -***	***$ -***	***$ -***	***$ -***	***$ -***	***$ -***
DEBT PAYMENT:								
TOTALS:	***DEBT PAYMENT***	***$ -***	***$ -***	***$ -***	***$ -***	***$ -***	***$ -***	***$ -***
GREY EAGLE TOTAL:		**$ -**	**$ -**	**$ -**	**$ -**	**$ -**	**$ -**	**$ -**

2021-2022 Budget
Recreation Lakeview

ACCOUNT NUMBER	DESCRIPTION	ACTUAL FY19-20	ORIGINAL BUDGET FY20-21	AMENDED BUDGET FY20-21	ACTUAL 3-31-2021	PROJECTED TO 6-30-21	DEPT REQUEST FY21-22	MANAGER RECOMMENDED FY21-22
PERSONNEL SERVICES:								
10-82-6190-020	SALARIES & WAGES	43,131	46,600	46,600	30,700	46,670	49,600	49,600
10-82-6190-021	SALARIES- PART-TIME, TEMP	26,048	36,600	36,600	4,732	20,000	20,100	20,100
10-82-6190-050	FICA EXPENSE	5,248	6,400	6,400	2,698	6,240	5,400	5,400
10-82-6190-060	GROUP INSURANCE	5,260	7,100	7,100	4,490	6,720	7,100	7,100
10-82-6190-070	RETIREMENT LGERS	6,073	7,200	7,200	5,178	7,280	9,100	9,100
10-82-6190-080	RETIREMENT 401K	2,132	2,400	2,400	1,527	2,470	2,500	2,500
TOTALS:	***PERSONNEL SERVICES***	***$ 87,892***	***$ 106,300***	***$ 106,300***	***$ 49,325***	***$ 89,380***	***$ 93,800***	***$ 93,800***
OPERATING EXPENSES:								
10-82-6190-110	TELEPHONE	1,475	1,200	1,200	913	1,500	1,700	1,700
10-82-6190-140	PROF DEVELOPMENT	-	1,400	1,400	-	1,000	1,400	1,400
10-82-6190-158	M & R LAKEVIEW	3,501	4,000	4,000	-	1,000	-	-
10-82-6190-160	M & R EQUIPMENT	-	1,500	1,500	298	1,000	1,500	1,500
10-82-6190-320	LAKEVIEW CTR PROGRAMS	1,668	2,500	2,500	524	2,500	2,500	2,500
10-82-6190-321	REVENUE SUPPORTED PRGMS	267	5,500	5,500	-	2,000	5,500	5,500
10-82-6190-330	DEPARTMENT SUPPLIES	2,634	3,500	3,500	240	2,500	3,800	3,800
10-82-6190-450	CONTRACT SERVICES	4,195	6,900	6,900	2,116	4,500	8,000	8,000
10-82-6190-530	DUES & SUBSCRIPTIONS	694	800	800	366	800	800	800
TOTALS:	***OPERATING EXPENSES***	***$ 14,434***	***$ 27,300***	***$ 27,300***	***$ 4,457***	***$ 16,800***	***$ 25,200***	***$ 25,200***
CAPITAL OUTLAY:								
10-82-6190-730	CAPITAL OUTLAY	38,602	-				-	-
TOTALS:	***CAPITAL OUTLAY***	***$ 38,602***	***$ -***	***$ -***	***$ -***	***$ -***	***$ -***	***$ -***
DEBT PAYMENT:								
TOTALS:	***DEBT PAYMENT***	***$ -***	***$ -***	***$ -***	***$ -***	***$ -***	***$ -***	***$ -***
LAKEVIEW TOTAL:		**$ 140,928**	**$ 133,600**	**$ 133,600**	**$ 53,782**	**$ 106,180**	**$ 119,000**	**$ 119,000**

GENERAL FUND - RECREATION SERVICES - LAKEVIEW
10-82-6190

.020 SALARIES, WAGES & BENEFITS		**$ 73,700**
1-Recreation Program Supervisor		
.021 SALARIES - PART-TIME, TEMP		**$ 20,100**
1-Nutrition Site Coordinator		
1-Grant Position		
1-Senior Aerobic Instructor		
1-Contract Janitorial		
.110 TELEPHONE		**$ 1,700**
Charter - Cable and internet	1,400	
Landlines	300	
.140 PROFESSIONAL DEVELOPMENT		**$ 1,400**
.160 M & R EQUIPMENT		**$ 1,500**
Misc	1,500	
.320 RECREATION PROGRAMS		**$ 2,500**
Lunch and Learns	1,000	
Nutrition site programs	800	
Senior games	700	
.321 REVENUE SUPPORTED PROGRAMS		**$ 5,500**
Annual spring bus trip	3,500	
Van Clan trips	2,000	
.330 DEPT SUPPLIES		**$ 3,800**
Office and computer supplies	2,100	
Cleaning supplies	1,000	
Staff supplies	700	
.450 CONTRACT SERVICES		**$ 8,000**
Senior meal delivery service	6,000	
Cleaning for Lakeview rentals	2,000	
Restroom sanitation service	-	
.530 DUES SUBSCRIPTIONS-LAKEVIEW		**$ 800**
Memberships	600	
Publications	200	
.730 CAPITAL OUTLAY		**$ -**
	-	
TOTAL		**$ 119,000**

2021-2022 Budget
Recreation Pool

ACCOUNT NUMBER	DESCRIPTION	ACTUAL FY19-20	ORIGINAL BUDGET FY20-21	AMENDED BUDGET FY20-21	ACTUAL 3-31-2021	PROJECTED TO 6-30-21	DEPT REQUEST FY21-22	MANAGER RECOMMENDED FY21-22
PERSONNEL SERVICES:								
10-84-6190-021	SALARIES- PART-TIME, TEMP	46,156	55,700	55,700	-	27,900	55,900	55,900
10-84-6190-050	FICA EXPENSE	3,531	4,300	4,300	-	2,200	4,300	4,300
TOTALS:	***PERSONNEL SERVICES***	***$ 49,687***	***$ 60,000***	***$ 60,000***	***$ -***	***$ 30,100***	***$ 60,200***	***$ 60,200***
OPERATING EXPENSES:								
10-84-6190-110	TELEPHONE	550	300	300	401	700	800	800
10-84-6190-140	PROF DEVELOPMENT	-	1,000	1,000	-	500	1,500	1,500
10-84-6190-160	M & R EQUIPMENT	5,854	7,000	7,000	-	1,500	4,000	4,000
10-84-6190-323	REVENUE SUPPORTED PROGRAMS	4,507	4,600	4,600	-	2,000	5,600	5,600
10-84-6190-326	CONCESSIONS	1,736	12,000	12,000	-	5,000	12,000	12,000
10-84-6190-330	DEPARTMENT SUPPLIES	10,529	17,600	17,600	2,446	12,500	18,900	18,900
10-84-6190-340	BANKING FEES	233	400	400	-	450	500	500
TOTALS:	***OPERATING EXPENSES***	***$ 23,409***	***$ 42,900***	***$ 42,900***	***$ 2,847***	***$ 22,650***	***$ 43,300***	***$ 43,300***
CAPITAL OUTLAY:								
10-84-6190-740	CAPITAL OUTLAY	-	-	-			-	-
TOTALS:	***CAPITAL OUTLAY***	***$ -***	***$ -***	***$ -***	***$ -***	***$ -***	***$ -***	***$ -***
DEBT PAYMENT:								
TOTALS:	***DEBT PAYMENT***	***$ -***	***$ -***	***$ -***	***$ -***	***$ -***	***$ -***	***$ -***
POOL TOTALS:		**$ 73,096**	**$ 102,900**	**$ 102,900**	**$ 2,847**	**$ 52,750**	**$ 103,500**	**$ 103,500**

GENERAL FUND - RECREATION SERVICES - POOL
10-84-6190

.021 SALARIES - PART-TIME, TEMP		**$ 60,200**
1-Seasonal Pool Manager (40 hrs. per week for 9.5 weeks)		
Seasonal Assistant Pool Managers (40 hrs. per week for 4.5 weeks)		
Seasonal Lifeguards 260 hrs. each per week for 7 weeks)		
Seasonal cashier/Consession Stand (40 hrs. per week for 7 weeks)		
Lifeguards hours for pool rentals (75 hours)		
Lifeguard hours for swim lessons (75 Hours)		
Total hours 2810		
.110 TELEPHONE		**$ 800**
Charter - Cable and internet	500	
Landlines	300	
.140 PROFESSIONAL DEVELOPMENT		**$ 1,500**
Pool Staff	1,500	
.160 M & R EQUIPMENT		**$ 4,000**
Misc	4,000	
.323 REVENUE SUPPORTED PROGRAMS		**$ 5,600**
Swimming league supplies	3,500	
Aqua exercise classes	1,800	
Swim lessons supplies	300	
.326 CONCESSIONS		**$ 12,000**
.330 DEPARTMENT SUPPLIES		**$ 18,900**
Chemicals for pool	14,300	
Misc supplies	4,000	
Printers for cash registers	400	
Permit fee	200	
.340 BANK SERVICE CHARGE		**$ 500**
Banking fees	500	
.730 CAPITAL OUTLAY		**$ -**
TOTAL		**$ 103,500**

WATER FUND BUDGET SUMMARY

EXPENDITURES SUMMARY by CATEGORY

	FY19-20 Actual	FY20-21 Original Budget	FY20-21 Amended Budget	FY20-21 Estimated Expenditures	FY21-22 Recommended Budget	% Change From FY19-20 Original
Personnel	$ 475,020	$ 475,020	$ -	$ 426,481	$ 565,200.00	18.98%
Operating Costs	698,268	656,690	656,690	745,168	$ 1,036,700.00	57.87%
Capital	322,000	322,000	-	315,000	$ 416,000.00	29.19%
Debt Payment	235,412	235,412	-	235,412	$ 198,100.00	-15.85%
Total	**$ 1,730,700**	**$ 1,689,122**	**$ 656,690**	**$ 1,722,061**	**$ 2,216,000**	**31.19%**

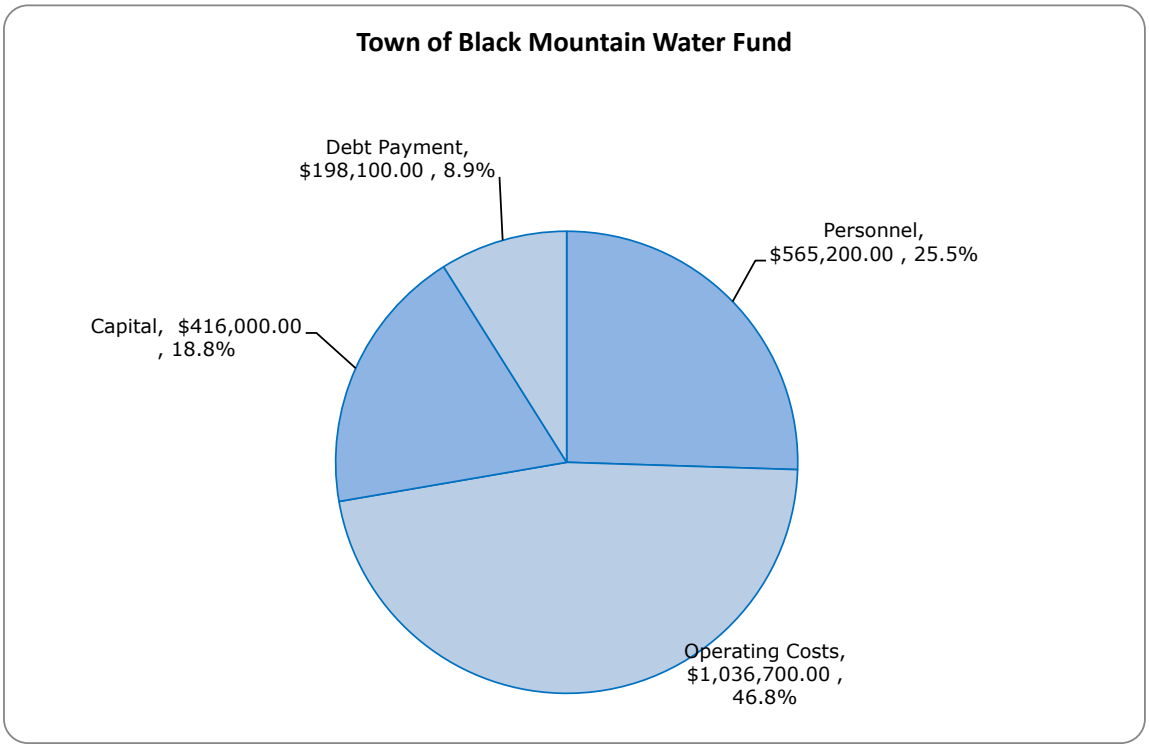

2021-2022 Budget
Water Fund Revenue

ACCOUNT NUMBER	DESCRIPTION	ACCUAL BUDGET FY19-20	ORIGINAL BUDGET FY20-21	AMENDED BUDGET FY20-21	ACTUAL 3-31-21	PROJECTED TO 6-30-21	DEPT REQUEST FY21-22	MANAGER RECOMMENDED FY21-22
30-91-3400-400	MSD BILLING FEES REVENUE	82,657	84,000	84,000	64,488	85,000	100,500	100,500
30-91-3500-500	WATER SALES	1,122,150	1,160,000	1,160,000	904,337	1,220,000	1,518,000	1,518,000
30-91-3505-500	WATER TAPS	49,806	50,000	50,000	44,200	55,000	75,000	75,000
30-91-3515-500	SERVICE CHARGE REVENUE	27,325	30,000	30,000	23,670	30,000	30,000	30,000
30-91-3520-500	IMPACT FEE	30,100	-	-	-	-	-	-
30-91-3525-500	SYSTEM DEVELOPMENT FEE	-	48,000	48,000	210,549	240,000	250,000	250,000
30-91-3710-700	SPECIAL BOND REVENUE	110,865	112,000	112,000	85,367	112,000	122,000	122,000
30-91-3805-800	INTEREST ON INVESTMENTS	34,010	40,000	40,000	18,336	30,000	1,000	1,000
30-91-3810-800	MISC REVENUE	1,870	2,000	2,000	1,168	2,000	2,000	2,000
30-91-3815-800	LATE FEES	27,753	30,000	30,000	23,157	25,000	33,000	33,000
30-91-3820-800	SALE OF EQUIPMENT	-	-	-	10,902	11,000	-	-
30-91-3905-900	FUND BALANCE APPROPRIATED	-	133,122	174,700	-	-	84,500	84,500
30-91-3940-900	TRANSF FROM WATER CAP RES	-	-	-	-	-	-	-
	Grand Total	**$ 1,486,536**	**$ 1,689,122**	**$ 1,730,700**	**$ 1,386,174**	**$ 1,810,000**	**$ 2,216,000**	**$ 2,216,000**

WATER - OPERATIONS DIVISION

EXPENDITURES SUMMARY

	FY19-20 Actual	FY20-21 Original Budget	FY20-21 Amended Budget	FY20-21 Estimated Expenditures	FY21-22 Recommended Budget	% Change From FY19-20 Original
Personnel	$ 365,020	$ 365,020	$ 365,020	$ 317,784	$ 444,900	21.88%
Operating Costs	652,168	610,590	610,590	699,468	982,100	60.84%
Capital	322,000	322,000	322,000	315,000	411,000	27.64%
Debt Payment	235,412	235,412	235,412	235,412	198,100	-15.85%
Total	**$ 1,574,600**	**$ 1,533,022**	**$ 1,533,022**	**$ 1,567,664**	**$ 2,036,100**	**32.82%**

2021-2022 Budget
Water Operations

ACCOUNT NUMBER	DESCRIPTION	ACCUAL BUDGET FY19-20	ORIGINAL BUDGET FY20-21	AMENDED BUDGET FY20-21	ACTUAL 3-31-21	PROJECTED TO 6-30-21	DEPT REQUEST FY21-22	MANAGER RECOMMENDED FY21-22
PERSONNEL SERVICES:								
30-91-8100-020	SALARIES & WAGES	197,819	246,210	246,210	157,775	224,358	313,600	313,600
30-91-8100-023	CONTRACT LABOR	880	-	-	-		-	-
30-91-8100-050	FICA EXPENSE	15,762	18,920	18,920	11,273	15,600	20,400	20,400
30-91-8100-060	GROUP INSURANCE	32,467	49,632	49,632	28,408	34,221	49,100	49,100
30-91-8100-070	RETIREMENT LGERS	29,625	37,892	37,892	24,298	32,964	48,400	48,400
30-91-8100-071	PENSION ADJUSTMENTS	(27,183)	-	-	-	-	-	-
30-91-8100-080	RETIREMENT 401K	10,344	12,366	12,366	7,844	10,641	13,400	13,400
TOTALS:	***PERSONNEL SERVICES***	***$ 259,714***	***$ 365,020***	***$ 365,020***	***$ 229,598***	***$ 317,784***	***$ 444,900***	***$ 444,900***
OPERATING EXPENSES:								
30-91-8100-040	PROFESSIONAL SERVICES	43,355	23,000	23,000	23,446	30,000	25,000	25,000
30-91-8100-090	COOP-WATER PURCHASES	136,361	160,000	160,000	108,107	220,000	285,000	285,000
30-91-8100-110	TELEPHONE	1,528	2,600	2,600	1,093	1,800	2,100	2,100
30-91-8100-115	WATER SAMPLES	4,671	6,000	6,000	4,356	6,000	6,000	6,000
30-91-8100-130	UTILITIES	92,931	88,000	88,000	69,101	92,000	103,700	103,700
30-91-8100-140	PROFESSIONAL DEVELOP	2,289	2,500	2,500	2,229	2,500	2,500	2,500
30-91-8100-150	M & R WELLS	36,753	37,000	37,000	32,778	40,000	51,500	51,500
30-91-8100-160	M & R EQUIPMENT	4,771	5,000	5,000	925	3,000	5,000	5,000
30-91-8100-170	M & R TRUCKS	5,891	10,000	10,000	5,333	8,500	10,000	10,000
30-91-8100-310	DIESEL AND UNLEADED FUEL	4,800	5,000	5,000	3,249	5,000	5,000	5,000
30-91-8100-311	BIODIESEL	6,328	7,000	7,000	3,917	7,000	8,000	8,000
30-91-8100-330	DEPARTMENT SUPPLIES	82,234	80,000	80,000	50,804	75,000	100,000	100,000
30-91-8100-331	CONTINGENCY	-	15,000	15,000	-	-	15,000	15,000
30-91-8100-360	UNIFORMS	2,583	4,700	4,700	2,440	4,000	8,800	8,800
30-91-8100-390	PENSION EXPENSE	-	-	-	-	-	-	-
30-91-8100-450	CONTRACT SERVICES	41,557	37,700	37,700	31,094	35,000	100,500	100,500
30-91-8100-530	DUES & SUBSCRIPTIONS	-	-	-	780	1,000	1,000	1,000
30.91-8100-560	DEPRECIATION EXPENSE	282,666	-	-	-	-	-	-
30-91-8100-542	TRANS TO WATER CAP RES	125,000	-	-	-	-	-	-
30-91-8100-543	TRANS TO WATER CAP PROJEC	-	-	41,578	41,578	41,578	125,000	125,000
30-91-8100-570	ADMIN COSTS TO GENL FUND	127,090	127,090	127,090	95,318	127,090	128,000	128,000
TOTALS:	***OPERATING EXPENSES***	***$ 1,000,808***	***$ 610,590***	***$ 652,168***	***$ 476,548***	***$ 699,468***	***$ 982,100***	***$ 982,100***
CAPITAL OUTLAY:								
30-91-8100-730	CAPITAL OUTLAY	289,031	322,000	322,000	233,941	315,000	411,000	411,000
TOTALS:	***CAPITAL OUTLAY***	***$ 289,031***	***$ 322,000***	***$ 322,000***	***$ 233,941***	***$ 315,000***	***$ 411,000***	***$ 411,000***
DEBT PAYMENT:								
30-91-8100-903	DEBT INT SEWER LINE EXT	14,060	12,979	12,979	6,489	12,979	10,900	10,900
30-91-8100-904	DEBT PRIN SEWER LINE EXT	48,718	48,717	48,717	-	48,717	48,800	48,800
30-91-8100-905	DEBT INT WATER LINE	16,623	14,727	14,727	-	14,727	10,800	10,800
30-91-8100-906	DEBT PRIN WATER LINE	73,235	75,132	75,132	-	75,132	79,100	79,100
30-91-8100-907	DEBT-TOMAHAWK STORM	9,427	9,427	9,427	-	9,427	9,500	9,500
30-91-8100-911	DEBT PRINCIPAL - BM AVE LAND	50,000	50,000	50,000	50,000	50,000	31,900	31,900
30-91-8100-912	DEBT INTEREST - BM AVE LAND	26,175	24,430	24,430	24,430	24,430	7,100	7,100
TOTALS:	***DEBT PAYMENT***	***$ 238,238***	***$ 235,412***	***$ 235,412***	***$ 80,919***	***$ 235,412***	***$ 198,100***	***$ 198,100***
OPERATIONS TOTAL:		**$ 1,787,791**	**$ 1,533,022**	**$ 1,574,600**	**$ 1,021,006**	**$ 1,567,664**	**$ 2,036,100**	**$ 2,036,100**

WATER FUND - OPERATIONS
30-91-8100

.020 SALARIES, WAGES & BENEFITS		**$ 444,900**
1-Director of Water Quality		
1-Crew Leader		
1-Water Resource Technician		
1-Meter Reader		
2-Technician #1		
1-Technician #2		
2-Requested Tech 1		
.040 PROFESSIONAL SERVICES		**$ 25,000**
Misc	15,000	
SCADA annual maint fee	10,000	
.090 COOP WATER PURCHASE		**$ 285,000**
Purchase water from Asheville	285,000	
.110 TELEPHONE		**$ 2,100**
Cell phone and Ipad	2,100	
.115 WATER SAMPLES		**$ 6,000**
Monthly bacterial samples	6,000	
Misc	-	
.130 UTILITIES		**$ 103,700**
Electricity wells and pumps	102,000	
Propane	1,000	
Natural Gas	700	
.140 PROFESSIONAL DEVELOPMENT		**$ 2,500**
Waterworks school	1,500	
Certification renewals	1,000	
.150 M & R WELLS		**$ 51,500**
Chemicals	20,000	
Pump replacements	11,000	
Update Control Panel BM Estates	10,500	
Repairs	4,500	
Service Generators	3,500	
Safety supplies in wellhouses	1,000	
Misc	1,000	
.160 M & R EQUIPMENT		**$ 5,000**
Maintenance costs for equipment	5,000	
.170 M & R TRUCKS		**$ 10,000**
Maintenance for trucks (6 pickups and 2 dump trucks)	10,000	
.310 DIESEL AND UNLEADED FUEL		**$ 5,000**
Gas and diesel for vehicles	5,000	
.311 BIODIESEL		**$ 8,000**
Biodiesel	8,000	

WATER FUND - OPERATIONS
30-91-8100

.330 DEPARTMENT SUPPLIES		**$ 100,000**
Supplies and stock	80,000	
Hydrant maintenance supplies	5,000	
Meters	4,000	
Leak repairs	3,500	
Permits/mapping	2,500	
Misc.	1,500	
Office supplies	1,500	
Safety supplies	1,000	
Forms	500	
Repair tool rentals	500	
.331 CONTINGENCY		**$ 15,000**
.360 UNIFORMS		**$ 8,800**
Uniform allowance	7,000	
Raingear	1,300	
Safety gear - vests, hearing, vision, gloves, etc.	500	
.450 CONTRACT SERVICES		**$ 100,500**
Water Quality Contract	66,000	
Water System Study	30,000	
Propane Tank Lease	3,000	
NC 811	1,000	
Sprinker system monitoring	500	
.530 DUES & SUBSCRIPTIONS		**$ 1,000**
Misc.		
.543 INTER-FUND TRANSFER TO WATER CAPITAL PROJECT		**$ 125,000**
AMR	125,000	
.570 INTER-FUND TRANSFER TO GENERAL		**$ 128,000**
Shared expenses with general fund		
.730 CAPITAL OUTLAY		**$ 411,000**
Asheville water line transfer	250,000	
Stock for pump stations	26,000	
Shoring Box	10,000	
General water line replacement	100,000	
Misc.	25,000	
.903 DEBT INTEREST SEWER LINE EXTENSION		**$ 10,900**
.904 DEBT PRINCIPAL SEWER LINE EXTENSION		**$ 48,800**
.905 DEBT INTEREST WATER LINE REPLACEMENT		**$ 10,800**
.906 DEBT PRINCIPAL WATER LINE REPLACEMENT		**$ 79,100**
.907 DEBT PRINCIPAL TOMAHAWK STORMWATER		**$ 9,500**
.911 DEBT PRINCIPAL BM AVENUE		**$ 31,900**
.912 DEBT INTEREST BM AVENUE		**$ 7,100**
TOTAL		**$ 2,036,100**

WATER - CUSTOMER SERVICE DIVISION

EXPENDITURES SUMMARY

	FY19-20 Actual	FY20-21 Original Budget	FY20-21 Amended Budget	FY20-21 Estimated Expenditures	FY21-22 Recommended Budget	% Change From FY19-20 Original
Personnel	$ 110,000	$ 110,000	$ 110,000	$ 108,697	$ 120,300	9.36%
Operating Costs	46,100	46,100	46,100	45,700	54,600	18.44%
Capital	-	-	-	-	5,000	
Total	**$ 156,100**	**$ 156,100**	**$ 156,100**	**$ 154,397**	**$ 174,900**	**12.04%**

2021-2022 Budget
Water - Customer Service Division

ACCOUNT NUMBER	DESCRIPTION	ACCUAL BUDGET FY19-20	ORIGINAL BUDGET FY20-21	AMENDED BUDGET FY20-21	ACTUAL 3-31-21	PROJECTED TO 6-30-21	DEPT REQUEST FY21-22	MANAGER RECOMMENDED FY21-22
PERSONNEL SERVICES:								
30-91-7200-020	SALARIES & WAGES	65,573	74,700	74,700	53,932	74,177	81,100	81,100
30-91-7200-021	SALARIES- PART-TIME, TEMP	2,064	-	-	-	-	-	-
30-91-7200-050	FICA EXPENSE	4,809	5,800	5,800	3,924	5,720	6,200	6,200
30-91-7200-060	GROUP INSURANCE	9,681	14,200	14,200	9,769	13,200	14,100	14,100
30-91-7200-070	RETIREMENT LGERS	8,898	11,500	11,500	8,310	11,700	14,800	14,800
30-91-7200-071	PENSION ADJUSTMENTS	(8,165)	-	-	-	-	-	-
30-91-7200-080	RETIREMENT 401K	3,061	3,800	3,800	2,655	3,900	4,100	4,100
TOTALS:	***PERSONNEL SERVICES***	***$ 85,921***	***$ 110,000***	***$ 110,000***	***$ 78,590***	***$ 108,697***	***$ 120,300***	***$ 120,300***
OPERATING EXPENSES:								
30-91-7200-100	POSTAGE	14,119	17,400	17,400	11,792	16,800	18,600	18,600
30-91-7200-110	TELEPHONE	1,032	1,100	1,100	798	1,100	2,100	2,100
30-91-7200-140	PROF DEVELOPMENT	1,797	1,000	1,000	12	500	1,000	1,000
30-91-7200-160	M & R EQUIPMENT	14,560	15,200	15,200	13,693	14,800	16,800	16,800
30-91-7200-330	DEPARTMENT SUPPLIES	8,337	7,600	7,600	5,217	7,000	9,400	9,400
30-91-7200-340	BANKING FEES	3,065	2,800	2,800	4,050	5,000	5,700	5,700
30-91-7200-450	CONTRACT SERVICES	767	1,000	1,000	34	500	1,000	1,000
TOTALS:	***OPERATING EXPENSES***	***$ 43,677***	***$ 46,100***	***$ 46,100***	***$ 35,596***	***$ 45,700***	***$ 54,600***	***$ 54,600***
30-91-7200-730	CAPITAL OUTLAY	-	-	-	-	-	5,000	5,000
TOTALS:	***CAPITAL OUTLAY***	***$ -***	***$ -***	***$ -***	***$ -***	***$ -***	***$ 5,000***	***$ 5,000***
DEBT PAYMENT:								
TOTALS:	***DEBT PAYMENT***	***$ -***	***$ -***	***$ -***	***$ -***	***$ -***	***$ -***	***$ -***
CUSTOMER SERVICE TOTAL:		**$ 129,598**	**$ 156,100**	**$ 156,100**	**$ 114,186**	**$ 154,397**	**$ 179,900**	**$ 179,900**

WATER FUND - CUSTOMER SERVICE DIVISION
30-91-7200

.020 SALARIES, WAGES & BENEFITS		**$ 120,300**
1 - Senior Customer Service Rep.		
1 - Customer Service Rep		
.100 POSTAGE		**$ 18,600**
Postage - water bills	18,000	
Correspondence/postage meter	350	
Annual permit fee	250	
.110 TELEPHONE		**$ 2,100**
Landlines	1,300	
Cable	800	
.140 PROFESSIONAL DEVELOPMENT		**$ 1,000**
Misc training	1,000	
.160 M & R EQUIPMENT		**$ 16,800**
1/2 of annual software contract	10,600	
1/2 cost of annual Code Red	3,200	
Copier lease and maintenance	1,800	
Misc	800	
SDI licensing	400	
.330 DEPARTMENT SUPPLIES		**$ 9,400**
Water billing fees	7,200	
Office supplies and furnishings	1,500	
Social Security verification monthly fees	700	
.340 BANKING FEES		**$ 5,700**
Credit card fees	5,700	
.450 CONTRACT SERVICES		**$ 1,000**
Online collection	1,000	
.550 UNEMPLOYMENT		**$ -**
.730 CAPITAL OUTLAY		**$ 5,000**
Drive thru window	5,000	
TOTAL		**$ 179,900**

THIS PAGE INTENTIONALLY LEFT BLANK.

GOLF FUND BUDGET SUMMARY

EXPENDITURES SUMMARY by CATEGORY

	FY19-20 Actual	FY20-21 Original Budget	FY20-21 Amended Budget	FY20-21 Estimated Expenditures	FY21-22 Recommended Budget	% Change From FY19-20 Original
Personnel	$ 337,200	$ 337,200	$ -	$ 317,250	$ 376,200	11.57%
Operating Costs	277,900	277,900	-	254,100	$ 300,300	8.06%
Capital	-	-	-	21,875	$ 170,000	N/A
Debt	-	-	-	-	$ 58,200	N/A
Total	**$ 615,100**	**$ 615,100**	**$ -**	**$ 593,225**	**$ 904,700**	**47.08%**

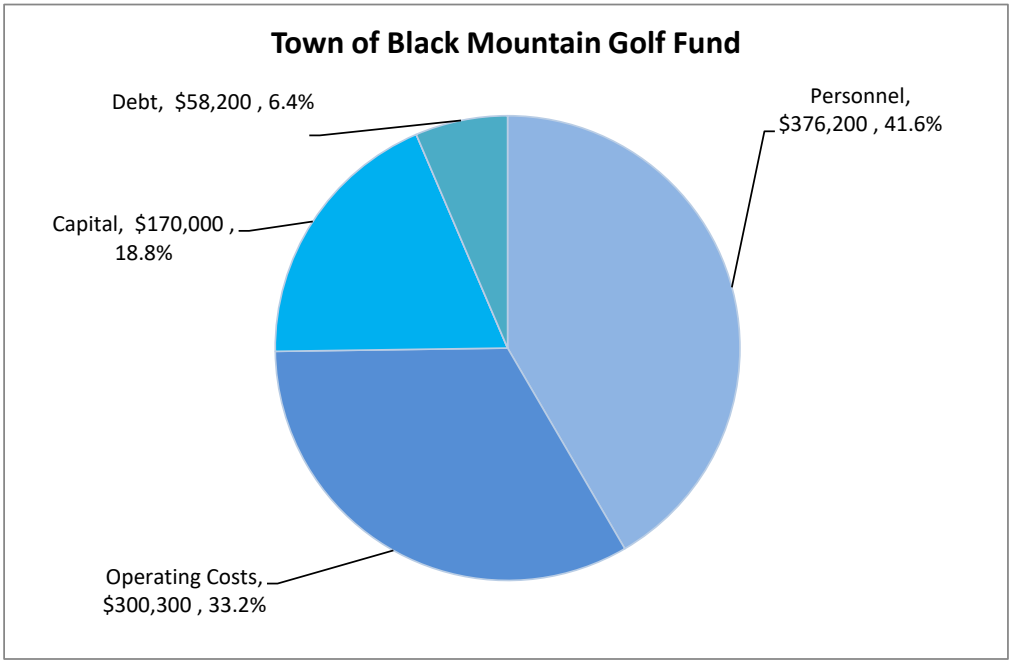

2020-2021 Budget
Golf Fund Revenue

ACCOUNT NUMBER	DESCRIPTION	ACTUAL FY19-20	ORIGINAL BUDGET FY20-21	AMENDED BUDGET FY20-21	ACTUAL 3-31-21	PROJECTED TO 6-30-21	DEPT REQUEST FY21-22	MANAGER RECOMMENDED FY21-22
50-92-3500-500	GREEN FEES	187,908	240,000	240,000	209,748	240,000	290,000	290,000
50-92-3505-500	MEMBERSHIPS	73,760	95,000	95,000	20,462	80,000	95,000	95,000
50-92-3515-500	GOLF CARTS	174,024	240,100	240,100	124,397	200,000	240,000	240,000
50-92-3800-800	MISCELLANEOUS REVENUE	352	3,000	3,000	219	500	1,000	1,000
50-92-3805-800	SALE OF EQUIPMENT	-	3,000	3,000	-	-	2,000	2,000
50-92-3815-800	PRO SHOP MERCHANDISE SALES	25,555	15,000	15,000	17,585	20,000	25,000	25,000
50-92-3818-800	19TH HOLE REVENUE	3,900	4,800	4,800	3,733	4,800	4,800	4,800
50-92-3808-800	CONTRIBUTION FROM GENERAL FUN	21,875	130,000	130,000	-	100,000	76,900	76,900
50-92-3828-800	DEBT PROCEEDS	-	-	-	-	-	170,000	170,000
	GRAND TOTAL	**$ 487,374**	**$ 730,900**	**$ 730,900**	**$ 376,144**	**$ 645,300**	**$ 904,700**	**$ 904,700**

GOLF OPERATIONS

EXPENDITURES SUMMARY

	FY18-19 Actual	FY19-20 Original Budget	FY19-20 Amended Budget	FY19-20 Estimated Expenditures	FY20-21 Recommended Budget	% Change From FY19-20 Original
Personnel	$ 228,400	$ 228,400	$ 228,400	$ 204,380	$ 246,200	7.79%
Operating Costs	222,100	222,100	222,100	211,300	235,000	5.81%
Capital	-	-	-	-	-	N/A
Total	**$ 450,500**	**$ 450,500**	**$ 450,500**	**$ 415,680**	**$ 481,200**	**6.81%**

2021-2022 Budget
Golf Course Operations

ACCOUNT NUMBER	DESCRIPTION	ACTUAL FY19-20	ORIGINAL BUDGET FY20-21	AMENDED BUDGET FY20-21	ACTUAL 3-31-21	PROJECTED TO 6-30-21	DEPT REQUEST FY21-22	MANAGER RECOMMENDED FY21-22
PERSONNEL SERVICES:								
50-92-6210-020	SALARIES & WAGES	105,051	115,400	115,400	82,456	114,400	121,100	121,100
50-92-6210-021	WAGES TEMP EMPLOYEES	17,521	36,700	36,700	13,400	20,000	24,300	24,300
50-92-6210-023	CONTRACT LABOR	19,149	22,500	22,500	8,844	15,000	36,500	36,500
50-92-6210-050	FICA EXPENSE	9,005	8,900	8,900	7,096	10,920	15,000	15,000
50-92-6210-060	GROUP INSURANCE	17,792	21,300	21,300	15,098	20,400	21,100	21,100
50-92-6210-070	RETIREMENT LGERS	14,508	17,800	17,800	12,698	17,940	22,100	22,100
50-92-6210-071	PENSION ADJUSTMENTS	4,812	-	-	-	-	-	-
50-92-6210-080	RETIREMENT 401K	4,996	5,800	5,800	4,063	5,720	6,100	6,100
TOTALS:	***PERSONNEL SERVICES***	***$ 192,834***	***$ 228,400***	***$ 228,400***	***$ 143,655***	***$ 204,380***	***$ 246,200***	***$ 246,200***
OPERATING EXPENSES:								
50-92-6210-110	TELEPHONE	1,183	1,100	1,100	1,065	1,300	1,700	1,700
50-92-6210-130	UTILITIES	22,059	20,700	20,700	17,310	22,500	20,000	20,000
50-92-6210-140	PROF DEVELOPMENT	-	500	500	240	400	500	500
50-92-6210-150	M & R BUILDINGS & GROUNDS	57,506	60,000	60,000	29,729	52,000	60,000	60,000
50-92-6210-160	M & R EQUIPMENT	77,727	75,300	75,300	53,607	72,000	85,800	85,800
50-92-6210-170	M & R TRUCKS	252	500	500	139	300	500	500
50-92-6210-180	GOLF CART EXPENSE	649	2,000	2,000	842	1,000	2,000	2,000
50-92-6210-310	DIESEL AND UNLEADED FUEL	12,304	11,000	11,000	7,404	12,500	12,500	12,500
50-92-6210-330	DEPARTMENT SUPPPLIES	4,113	3,500	3,500	2,309	3,000	4,000	4,000
50-92-6210-360	UNIFORMS	706	1,000	1,000	854	1,000	1,000	1,000
50-92-6210-390	PENSION EXPENSE	-	-	-	-	-	-	-
50-92-6210-391	OPEB EXPENSE	-	-	-	-	-	-	-
50-92-6210-450	CONTRACT SERVICES	13,150	16,000	16,000	15,000	15,000	16,500	16,500
50-92-6210-530	DUES & SUBSCRIPTIONS	-	500	500	-	300	500	500
50-92-6210-560	DEPRECIATION EXPENSE	55,370	-	-	-		-	-
50-92-6210-570	COST REIMB TO GENERAL FUND	30,000	30,000	30,000	22,500	30,000	30,000	30,000
TOTALS:	***OPERATING EXPENSES***	***$ 275,019***	***$ 222,100***	***$ 222,100***	***$ 150,999***	***$ 211,300***	***$ 235,000***	***$ 235,000***
CAPITAL OUTLAY:								
50-92-6210-730	CAPITAL OUTLAY	-	-	-	-	-	-	-
TOTALS:	***CAPITAL OUTLAY***	***$ -***	***$ -***	***$ -***	***$ -***	***$ -***		***$ -***
DEBT PAYMENT:								
TOTALS:	***DEBT PAYMENT***	***$ -***	***$ -***	***$ -***	***$ -***	***$ -***	***$ -***	***$ -***
GOLF OPERATIONS TOTAL:		**$ 467,853**	**$ 450,500**	**$ 450,500**	**$ 294,654**	**$ 415,680**	**$ 481,200**	**$ 481,200**

GOLF - OPERATIONS
50-92-6210

.020 SALARIES, WAGES & BENEFITS		**$ 185,400**
(1) Superintendent		
(2) Maintenance		
.021 SALARIES - PART-TIME, TEMP		**$ 24,300**
.023 CONTRACT LABOR		**$ 36,500**
.110 TELEPHONE		**$ 1,700**
Charter - Cable and internet	1,200	
Cell phone stipends	500	
.130 UTILITIES		**$ 20,000**
Electricity	23,000	
Sewer	900	
.140 PROFESSIONAL DEVELOPMENT		**$ 500**
Misc	500	
.150 M & R BUILDINGS & GROUNDS		**$ 60,000**
Fertilizers and chemicals	37,500	
Misc	7,500	
Pump and irrigation repairs	6,000	
Sand and gravel	6,000	
Seeds, trees and shrubs	3,000	
Pest Control	1,000	
.160 M & R EQUIPMENT		**$ 85,800**
Equipment Lease	70,000	
Misc	7,800	
Winter repair of golf equipment	4,200	
NSN Agreement	2,100	
Equipment annual property taxes	1,200	
HVAC annual maint	500	
.170 M & R TRUCKS		**$ 500**
Misc	500	
.180 GOLF CARTS		**$ 2,000**
Misc golf cart repair	2,000	
.310 DIESEL AND UNLEADED FUEL		**$ 12,500**
Gas, diesel for maintenance equipment and carts	12,500	

GOLF - OPERATIONS
50-92-6210

.330 DEPARTMENT SUPPLIES		**$ 4,000**
Misc - course accessories	1,500	
Goose dog supplies	1,500	
Tools	1,000	
.360 UNIFORMS		**$ 1,000**
Misc	1,000	
.450 CONTRACT SERVICES		**$ 16,500**
Aerification	12,000	
Arborists	3,000	
Misc	1,500	
.530 DUES & SUBSCRIPTIONS		**$ 500**
Professional membership dues	500	
.570 COST REIMBURSEMENT TO GENERAL FUND		**$ 30,000**
.730 CAPITAL OUTLAY		
TOTAL		**$ 481,200**

GOLF PRO SHOP

EXPENDITURES SUMMARY

	FY19-20 Actual	FY20-21 Original Budget	FY20-21 Amended Budget	FY20-21 Estimated Expenditures	FY21-22 Recommended Budget	% Change From FY20-21 Original
Personnel	$ 108,800	$ 108,800	$ -	$ 112,870	$ 130,000	19.49%
Operating Costs	55,800	55,800	-	42,800	65,300	17.03%
Capital	-	-	-	21,875	170,000	N/A
Debt	-	-	-	-	58,200	N/A
Total	**$ 164,600**	**$ 164,600**	**$ -**	**$ 155,670**	**$ 423,500**	**157.29%**

2021-2022 Budget
Golf Course Pro Shop

ACCOUNT NUMBER	DESCRIPTION	ACTUAL FY19-20	ORIGINAL BUDGET FY20-21	AMENDED BUDGET FY20-21	ACTUAL 3-31-21	PROJECTED TO 6-30-21	DEPT REQUEST FY21-22	MANAGER RECOMMENDED FY21-22
PERSONNEL SERVICES:								
50-92-6310-020	SALARIES & WAGES	53,465	54,200	54,200	39,833	54,600	57,900	57,900
50-92-6310-021	WAGES TEMP EMPLOYEES	33,541	29,800	29,800	31,165	33,000	43,600	43,600
50-92-6310-050	FICA EXPENSE	6,619	6,500	6,500	5,388	7,000	7,900	7,900
50-92-6310-060	GROUP INSURANCE	6,637	7,100	7,100	5,033	6,960	7,100	7,100
50-92-6310-070	RETIREMENT LGERS	7,576	8,400	8,400	6,134	8,580	10,600	10,600
50-92-6310-071	PENSION ADJUSTMENTS	3,221			-			
50-92-6310-080	RETIREMENT 401K	2,660	2,800	2,800	1,964	2,730	2,900	2,900
TOTALS:	***PERSONNEL SERVICES***	***$ 113,719***	***$ 108,800***	***$ 108,800***	***$ 89,517***	***$ 112,870***	***$ 130,000***	***$ 130,000***
OPERATING EXPENSES:								
50-92-6310-110	TELEPHONE	2,547	2,700	2,700	2,012	2,600	3,100	3,100
50-92-6310-130	UTILITIES	12,056	10,700	10,700	8,045	11,000	13,000	13,000
50-92-6310-140	PROFESSIONAL DEVELOP	-	500	500	-	-	500	500
50-92-6310-150	M & R BUILDINGS & GROUNDS	2,824	5,600	5,600	1,731	3,000	10,000	10,000
50-92-6310-160	M & R EQUIPMENT	240	1,200	1,200	675	1,200	1,200	1,200
50-92-6310-260	ADVERTISEMENT	1,827	2,000	2,000	900	1,400	1,000	1,000
50-92-6310-320	PRO SHOP MERCHANDISE	19,657	20,000	20,000	7,476	12,000	17,500	17,500
50-92-6310-330	DEPARTMENT SUPPLIES	1,894	3,000	3,000	725	1,500	3,000	3,000
50-92-6310-340	BANK SERVICE CHARGES	7,741	8,300	8,300	7,174	8,500	15,000	15,000
50-92-6310-530	DUES & SUBSCRIPTIONS	1,072	1,800	1,800	703	1,600	1,000	1,000
TOTALS:	***OPERATING EXPENSES***	***$ 49,858***	***$ 55,800***	***$ 55,800***	***$ 29,441***	***$ 42,800***	***$ 65,300***	***$ 65,300***
CAPITAL OUTLAY:								
50-92-6310-730	CAPITAL OUTLAY	-	-	21,875	-	21,875	170,000	170,000
TOTALS:	***CAPITAL OUTLAY***	***$ -***	***$ -***	***$ 21,875***	***$ -***	***$ 21,875***	***$ 170,000***	***$ 170,000***
DEBT PAYMENT:								
50-92-6310-900	DEBT PRINCIPAL - 2021 CARTS	-	-	-	-	-	56,000	56,000
50-92-6310-901	DEBT INTEREST - 2021 CARTS	-	-	-	-	-	2,200	2,200
TOTALS:	***DEBT PAYMENT***	***$ -***	***$ -***	***$ -***	***$ -***	***$ -***	***$ 58,200***	***$ 58,200***
ADMINISTRATION DEPARTMENT TOTAL:		**$ 163,577**	**$ 164,600**	**$ 186,475**	**$ 118,958**	**$ 177,545**	**$ 423,500**	**$ 423,500**

GOLF - PRO SHOP
50-92-6310

.020 SALARIES & WAGES		**$ 86,400**
General Manager		
.021 SALARIES - PART-TIME, TEMP		**$ 43,600**
Pro Shop and carts		
.110 TELEPHONE		**$ 3,100**
Charter - Cable and internet	2,400	
Landlines	700	
.130 UTILITIES		**$ 13,000**
Electricity	9,000	
Natural Gas	2,000	
Sewer	1,200	
.140 PROFESSIONAL DEVELOPMENT		**$ 500**
Misc	500	
.150 M & R BUILDINGS & GROUNDS		**$ 10,000**
Misc - 19th Hole	5,000	
Misc - Pro Shop	3,400	
Alarm system	1,000	
Mat service	400	
Pest Control	200	
.160 M & R EQUIPMENT		**$ 1,200**
IT services	700	
Misc	500	
.260 ADVERTISING		**$ 1,000**
Graphic design	500	
Print	500	
Email	-	
.320 PRO SHOP MERCHANDISE		**$ 17,500**
Merchandise for resale	17,500	
.330 DEPARTMENT SUPPLIES		**$ 3,000**
Scorecards, etc	1,800	
Office supplies, uniforms, misc.	1,200	
.340 BANK SERVICE CHARGE		**$ 15,000**
Bank fees	15,000	
.530 DUES & SUBSCRIPTIONS		**$ 1,000**
Misc	1,000	
.730 CAPITAL OUTLAY		**$ 170,000**
Golf Carts	170,000	
.900 DEBT PAYMENTS		**$ 58,200**
Debt Principal - 2021 Golf Carts	56,000	
Debt Interest - 2021 Golf Carts	2,200	
TOTAL		**$ 423,500**

STORMWATER FUND BUDGET SUMMARY

EXPENDITURES SUMMARY by CATEGORY

	FY19-20 Actual	FY20-21 Original Budget	FY20-21 Amended Budget	FY20-21 Estimated Expenditures	FY21-22 Recommended Budget	% Change From FY19-20 Original
Personnel	$ -	$ -	$ -	$ -	$ 77,580	N/A
Operating Costs	-	-	-	-	184,940	N/A
Capital	-	-	-	-	129,980	N/A
Total	**$ -**	**$ -**	**$ -**	**$ -**	**$ 392,500**	**N/A**

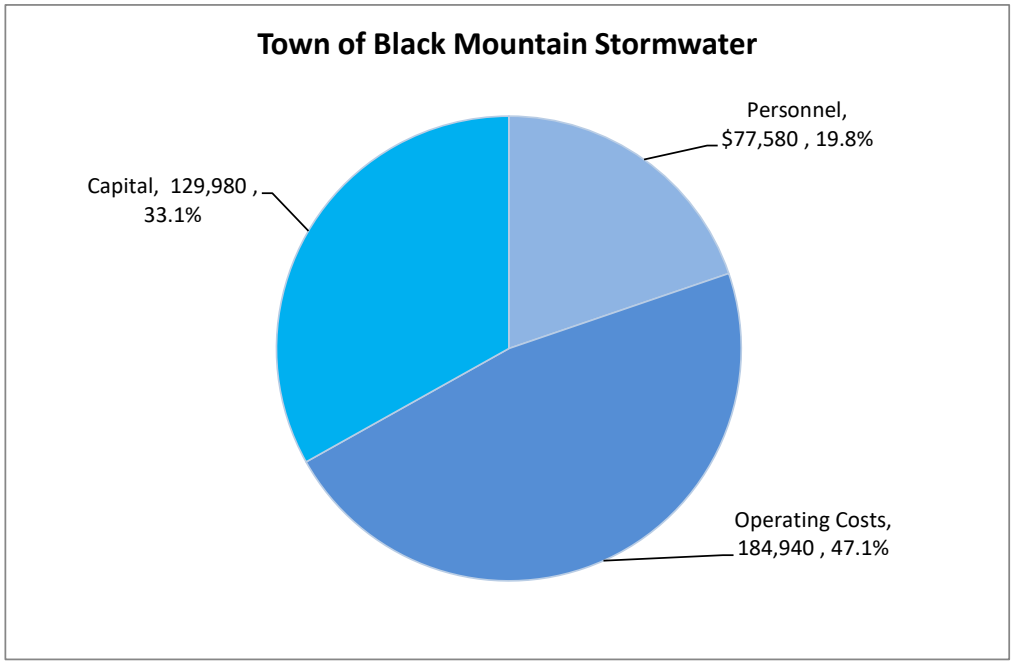

Stormwater

EXPENDITURES SUMMARY

	FY19-20 Actual	FY20-21 Original Budget	FY20-21 Amended Budget	FY20-21 Estimated Expenditures	FY21-22 Recommended Budget	% Change From FY19-20 Original
Personnel	$ -	$ -	$ -	$ -	$ 77,580	N/A
Operating Costs	-	-	-	-	184,940	N/A
Capital	-	-	-	-	129,980	N/A
Total	**$ -**	**$ -**	**$ -**	**$ -**	**$ 262,520**	**N/A**

STORMWATER REVENUES

ACCOUNT NUMBER	DESCRIPTION	AMENDED BUDGET FY19-20	ORIGINAL BUDGET FY19-20	AMENDED BUDGET FY19-20	ACTUAL 3-31-21	PROJECTED TO 6-30-21	DEPT REQUEST FY21-22	MANAGER RECOMMENDED FY21-22
35-00-3300-300	STORMWATER FEES	-	-	-	-	-	387,500	387,500
35-00-3300-301	STORMWATER PERMITS	-	-	-	-	-	5,000	5,000
30-91-3515-500	VIOLATIONS	-	-	-	-	-	-	-
30-91-3520-500	CHARGES FOR SERVICES	-	-	-	-	-	-	-
35-00-3800-800	INTEREST ON INVESTMENTS	-	-	-	-	-	-	-
30-91-3810-800	MISC REVENUE	-	-	-	-	-	-	-
35-00-3905-900	FUND BALANCE APP.	-	-	-	-	-	-	-
	Grand Total	**$ -**	**$ -**	**$ -**	**$ -**	**$ -**	**$ 392,500**	**$ 392,500**

2021-2022 Budget
Stormwater

ACCOUNT NUMBER	DESCRIPTION	AMENDED BUDGET FY19-20	ORIGINAL BUDGET FY19-20	AMENDED BUDGET FY19-20	ACTUAL 3-31-21	PROJECTED TO 6-30-21	DEPT REQUEST FY21-22	MANAGER RECOMMENDED FY21-22
PERSONNEL SERVICES:								
35-00-5000-020	SALARIES & WAGES	-	-	-	-	-	55,640	55,640
35-00-5000-050	FICA EXPENSE	-	-	-	-	-	3,704	3,704
35-00-5000-060	GROUP INSURANCE	-	-	-	-	-	7,009	7,009
35-00-5000-070	RETIREMENT LGERS	-	-	-	-	-	8,806	8,806
35-00-5000-080	RETIREMENT 401K	-	-	-	-	-	2,421	2,421
TOTALS:	***PERSONNEL SERVICES***	-	-	-	-	-	***$ 77,580***	***$ 77,580***
OPERATING EXPENSES:								
35-00-5000-100	POSTAGE EXPENSE	-	-	-	-	-	2,000	2,000
35-00-5000-110	TELEPHONE EXPENSE	-	-	-	-	-	480	480
35-00-5000-120	PUBLIC RELATIONS AND EDUCATION	-	-	-	-	-	15,000	15,000
35-00-5000-140	TRAINING	-	-	-	-	-	3,000	3,000
35-00-5000-145	TRAVEL	-	-	-	-	-		-
35-00-5000-310	FUEL						500	500
35-00-5000-330	SUPPLIES AND MATERIALS	-	-	-	-	-	15,000	15,000
35-00-5000-340	UNIFORMS	-	-	-	-	-	100	100
35-00-5000-360	R&M-EQUIPMENT	-	-	-	-	-	-	-
35-00-5000-365	R&M-LINES AND DRAINS	-	-	-	-	-	65,000	65,000
35-00-5000-370	PROFESSIONAL SERVICES-ENGINEERING						50,000	50,000
35-00-5000-371	PROFESSIONAL SERVICES-LEGAL	-	-	-	-	-		-
35-00-5000-373	CONTRACTED SERVICES	-	-	-	-	-		-
35-00-5000-380	NON-CAPITAL EQUIPMENT	-	-	-	-	-		-
35-00-5000-420	LEASE/RENTAL EQUIPMENT	-	-	-	-	-		-
35-00-5000-430	DUES & SUBSCRIPTIONS						2,000	2,000
35-00-5000-440	PERMITS,LICENSES & FEES						1,860	1,860
	MINOR CAPITAL IMPROVEMENT	-	-	-	-	-	30,000	30,000
TOTALS:	***OPERATING EXPENSES***	-	-	-	-	-	***$ 184,940***	***$ 184,940***
CAPITAL OUTLAY:								
35-00-5000-500	CAPITAL OUTLAY-LAND/EASEMENT/ROW							-
35-00-5000-501	CAPITAL OUTLAY-LAND IMPROVEMENT							-
35-00-5000-504	CAPITAL OUTLAY-CIP							-
35-00-5000-510	CAPITAL OUTLAY-EQUIPMENT	-	-	-	-	-	29,980	29,980
35-00-5000-521	CAPITAL OUTLAY-LINES/STORM DRAINS							-
35-00-5000-900	TRANSFER OUT						100,000	100,000
TOTALS:	***CAPITAL OUTLAY***	***$ -***	***$ -***	***$ -***	***$ -***	***$ -***	***$ 129,980***	***$ 129,980***
STORMWATER OPERATIONS TOTAL:		**-**	**-**	**-**	**-**	**-**	**$ 392,500**	**$ 392,500**

STORMWATER
35-00-5000

.020 SALARIES & WAGES		**$ 77,580**
Stormwater Tech		
.100 POSTAGE		**$ 2,000**
Misc.		
.110 TELEPHONE		**$ 980**
Cell Phone Stipend	480	
Ipad	500	
.120 PUBLIC RELATIONS AND EDUCATION		**$ 5,000**
Events	2,500	
Materials for Mailouts	2,500	
.140 PROFESSIONAL DEVELOPMENT		**$ 3,000**
Misc.		
.310 DIESEL AND UNLEADED FUEL		**$ 500**
Gas for Vehicles		
.330 DEPARTMENT SUPPLIES		**$ 15,000**
Office Supplies	5,000	
Inspector Supplies	5,000	
Monitoring Materials	5,000	
.340 UNIFORMS		**$ 500**
Uniform Allowance	500	
.365 M & R LINES & DRAINES		**$ 94,800**
SCM Installation	30,000	
Cleaning & Repairs Inlets & Outfalls	21,600	
Cleaning & Repair Culverts	21,600	
New Conveyance	21,600	
.370 PROFESSIONAL SERVICES-ENGINEERING		**$ 50,000**
Engineering	35,000	
GIS Analysis	15,000	
.430 DUES AND SUBSCRIPTIONS		**$ 2,000**
Stormwater Management Software	2,000	
.440 PERMITS, LICENSE AND FEES		**$ 1,860**
General Industrial Permits	1,000	
NPDES/Small MS4 Permit	860	
.510 CAPITAL OUTLAY-EQUIPMENT		**$ 39,280**
Inspection & Monitoring Equipment	39,280	
.900 TRANSFER OUT		**$ 100,000**
TOTAL		**$ 392,500**

THIS PAGE INTENTIONALLY LEFT BLANK.

TOWN OF BLACK MOUNTAIN - SCHEDULE OF FEES AND RATES

Schedule of fees effective with the adoption of the FY 2021-22 Budget and are subject to change during the fiscal year

GOLF COURSE FEES		
	Mon. - Fri.	Sat., Sun., & Holidays
Green Fees - 18 Holes Walking	$20.00	$25.00
Green Fees - 9 Holes Walking	$12.00	$15.00
Green Fees - After 1:00 PM 18 Holes Walking	$20.00	$20.00
Green Fees - After 1:00 PM 9 Holes Walking	$10.00	$10.00
Rack Rates - 18 Holes	$38.00	$48.00
Rack Rates - 9 Holes	$20.00	$25.00
Rack Rates - After 1:00 PM 18 Holes Riding	$30.00	$30.00
Rack Rates - After 1:00 PM 9 Holes Riding	$18.00	$18.00
Senior Rate - 60+ (Mon to Fri) 18 Riding	$35.00	N/A
Membership & Cart Rates		
Individual 7 Day - $1100.00	Riding required weekends before noon	
Family - $1,600.00		
	(also available, $200 special players pass, must ride, $28 weekdays,	
	and $38 weekends)	
18 Hole Cart - $19.00 per person		
9 Hole Cart - $10.00 per person		

Information regarding twilight rates and membership packages can be obtained by contracting the Golf Course Pro Shop at 828-669-2710. Rates are subject to change. Promotional & seasonal rates apply.

	PLANNING AND DEVELOPMENT FEES	
DESCRIPTION	NON-RESIDENTIAL FEES	
New Construction & Remodel-up to $1,000,000	$150.00 or $50.00 plus $5.00 per $1,000 gross project cost value whichever is greater. Project cost valued over $1M is charged .15% (0.0015)	
Other Types		
1. Modular Office	$125.00	
2. Day Care Centers	$50.00 per trade discipline	
3. ABC License	$50.00 per trade discipline	
Certificate of Occupancy	$100.00	
Electrical, Mechanical & Plumbing	$75.00 per inspection, per trade discipline	
Temporary Structures (tents, etc.)	$150 (for tents 400 sq. ft.. or greater)	
Clean-up Fee (refundable)*	$300 *(to be refunded to applicant upon final	

DESCRIPTION	RESIDENTIAL FEES	
New Construction (fees are based on sq. footage x amount per sq. ft. x .0085)		
1. Site Built Homes	$66.00 per sq. ft.	
2. Manufactured Homes	$44.00 per sq. ft.	
3. Covered Unheated	$30.00 per sq. ft.	
4. Porches, Decks, etc.	$22.00 per sq. ft.	
5. Concrete Slabs, Walks, etc.	$2.00 per sq. ft.	
Remodel & Renovation (fees are based on estimated project cost)		
1. 0-$999.99	$20.00	
2. $1,000 - $1,999.99	$25.00	
3. $2,000 - $4,999.99	$30.00	
4. $5,000 or more	Construction Cost x .0085	
Electrical, Mechanical & Plumbing	$75.00 per inspection, per trade discipline	
Mechanical/Electrical Change out	$100.00	
Certificate of Occupancy	$40.00	
Clean-up Fee (refundable)*	inspection and after project has all construction	
DESCRIPTION	ADDITIONAL FEES	
Copies of Public Records (includes sections out of ordinance)		
B/W, single sided, legal or letter	$0.02/page	
B/W, double sided, legal or letter	$0.03/page	
Color, single sided, legal or letter	$0.09/page or side	
Copies of Documents (.03/single-sided or .05/double-sided)		
Town Zoning/Sub-Division Ordinances	$20.00	
B/W Comprehensive Plan	$2.00	
Greenway Master Plan	$1.00	
Assessment of Housing Needs	$5.00	
House Assessment Selected Census Tables	$2.00	
Plotter and Map Fees		
8.5" x 11" color map	$3.00	
11" x 17" color map	$3.00	
18" x 24" color map	$20.00	
36" x 48" color map	$25.00	

Stormwater Fees	The total disturbed acreage equal to or exceeding 12,000 sq. feet multiplied by $400.00	
Stormwater Monthly Fee		
Tier 1 (minimal impact)	$6.00	
Tier 2 (moderate impact)	$20.00	
Tier 3 (undeveloped)	$0.00	
Tier 4 (exempt)	$0.00	
Tier 5 (greatest impact)	$100.00	
Stormwater Permit Fee up to 3 acres disturbed	$750.00 (plus engineer's fee, minimum $150)	
Stormwater Permit Fee greater than 3 acres disturbed	$1200.00 (plus engineer's fee, minimum $150)	
Below 12,000 square fee, only impervious surface (such as a rooftop, parking lot or driveway) of 5,000 square feet or more requires a permit at a flat rate of $100,000		
Example:		
0.25 acres (10,890 sq. ft.)	equals $100	
0.114 acres (5,000 sq. ft.)	equals $100	
Any impervious surface added of 12,000 square feet or more will be calculated a disturbed acreage.		
Beer and Wine License*		
Beer License-On Premises	$15.00	
Beer License-Off Premises	$5.00	
Wine License-On Premises	$15.00	
Wine License-Off Premises	$10.00	
Wholesale Dealers License-Beer Only	$37.50	
Wholesale Dealers License-Wine Only	$37.50	
Wholesale Dealers License- Beer & Wine	$62.50	
*In accordance with G.S. 105-113.77 and G.S. 105-113.79 If a business has multiple locations in one county or city, that business will need to obtain separate ABC licenses for each location. City beer and wine taxes must increase by 10% for each additional license of the same type issued to the same taxpayer for use at a separate location. Furthermore, G.S. 105-236 applies penalties for failure ot pay for and obtain local beer and wine license taxes. Operating a business without the required privilege license triggers a monthly penalty of 5 % of the applicable privilege license tax, up to a total of 25 %. Failure to pay the required tax triggers a separate 10% penalty. These violations are also Class 1 misdemeanors		
Development Fees		
Demolition Permit (with AQ Permit)	$75.00	
Driveway Permit	$100.00	
Fire Inspection	$50.00	
Floodplain Development Permit	$600.00	
Grading Permit	$600.00	
Homeowners Recovery Fund**	$10.00	
Moved Home	$400.00	
Re-Inspection Fee	$75.00	
Recombination plats	$25.00	
Retaining Walls	$75.00	
Exempt Subidivision Review	$25.00	
Subdivision Plat Review (minor)	$150.00	
Subdivision Plat Review (major 11+ lots)	$1,200.00	
Subdivision Plat Review (major, 4-10 lots)	$600.00	
Zoning Permit	$75.00	
Site Plan Review (single family or duplex)	No Charge	
Fence Permit	$50.00	
Certificate of Appropriateness	$50.00 - for Major Work in Historic District	
Variance Application	$600.00 + $7.00 per required notifications	
Special Use Application	$600.00 + $7.00 per required notification	
Text Amendment to Development Regulations	$200.00	
Road Closure Application	$500.00	
Conditional Rezoning Application	$800.00 + $7.00 per required notification	
Re-zoning Application	$600.00 + $7.00 per required notificaton	
* Homeowners Recovery Fund is established as a special account of the State to reimburse homeowners who have suffered a reimbursable loss in constructing or altering a single-family dwelling unit.		
**Business Registration Fees covers the cost of ensuring zoning compliance		
Sign Permits		
Sign Permit Review Fee	$50.00 (+application fee by type)	
Free Standing Sign	$250.00	
Temporary Signs**	$25.00	
A-Frame Annually	$50.00	
All other regulated signs	$200.00	
Political (Deposit Only)*	$100.00	
*Deposit will be returned ten days after the election if all signs have been removed.		
**Temporary signs, flags, banners, etc. for special events. Cannot exceed 50 sq. feet. Aggregate area. Are limited to 30 days and must be on premise. Can be freestanding or mounted to the wall.		
RECREATION & PARKS RENTAL FEES		
DESCRIPTION	**RESIDENT**	**NON-RESIDENT**
Grey Eagle Arena	$40.00 per hour	$60.00 per hour
Lakeview Clubhouse Rental	$280.00	$340.00
Lakeview Center Rental	$180.00	$240.00
Lake Tomahawk Pavilion Rental Block	Full-Day $60.00 Half-Day $30.00	Full-Day $100.00 Half-Day $50.00
Lake Tomahawk Gazebo Rental	$20.00	$30.00
Pool Rental	$185.00	$245.00
Rec Park Facility Rental	Fee based per activity	Fee based per activity
Deposit and rental contract are required to make a reservation.		
Deposits must be made within 2 business days to hold a reservation		
Deposits are refundable as long as there are no damages and keys are returned		
Weekday Rentals at Lakeview Center downstairs will be from 5 pm - 10 pm nightly		
Cancellations made within 48 hours of event will receive no deposit refund. Cancellations made within 2 weeks, up to 48 hours will receive half of their deposit refund.		
Alcohol fee of $50.00 nonrefundable		
Fee schedule does not reflect any deposit or cleaning fees for rentals. Fee schedule shown is for private groups with weekend rates. Rates are subject to change.		

WATER RATES AND FEES		
DESCRIPTION	RESIDENT	NON-RESIDENT
Water Consumption Rate (per 1000 gallons)	$6.83	$11.12
Base Water Utility Charge	$4.29	$4.29
Deposit and Connection Fee:		
Non-refundable Connnection fee	$25.00	$25.00
Deposit required with verified SSN/EIN	$100.00	$100.00
Deposit required without SSN/EIN	$200.00	$200.00
*Deposit refunds of $5.00 or less will NOT be refunded.		
During regular business hours	$60.00	$60.00
New Water Tap Fees:		
A new water tap consists of 4 components: Service Fee, Deposit, Tap Fee (listed below based on size and location) and a System Development Fee (SDF). The SDF is based on use and be will calculated by Town staff.		
3/4" Water Tap	$800.00	$1,200.00
1" Water Tap	$1,000.00	$1,500.00
1 1/2" Water Tap	$2,000.00	$3,000.00
2" Water Tap	$2,500.00	$3,750.00
4" Water Tap	$8,000.00	$12,000.00
6" Water Tap	$16,000.00	$24,000.00
Other Fees:		
Bond Fee	$2.82	$2.82
Late Fee	$10.00 or 5% of account balance whichever is greater	$10.00 or 5% of account balance whichever is greater
Returned Check Fee	$35.00	$35.00
Credit Card Convience Fee-Billed by Credit Card Processor	3.95 per transaction	3.95 per transaction
Replacement of removed meter due to usage after non-payment disconnect	$75.00	$75.00
Premise Visit-1st visit no charge	$40.00	$40.00
Utility non-payment fee	$60.00	$60.00
Hydrant Water Meter Deposit (50.00 non refundable + 450.00 refundable)	$500.00	$500.00
Hydrant Water Meter Usage	Water Consumption Rate	Water Consumption Ratge
Illegal Use of Fire Hydrant/Tamper Fee	500+ Damages	500+ Damages
Relocate Meter/Box	Cost + 10%	Cost + 10%
Boring fee	$400.00	$400.00
Meter/Box Replacement Fee	Cost + 10%	Cost + 10%
Meter/Box Tampering Fee	$500.00 each offense	$500.00 each offense

FIRE INSPECTION FEES		
DESCRIPTION	Black Mountain	Montreat
Construction Permits		
Automatic Fire Extinguishing Systems	$100.00	$110.00
Compressed gas installation	$100.00	$110.00
Fire Alarm and Detection Systems and Related Equipment	$100.00	$110.00
Fire Pumps and Related Equipment	$100.00	$110.00
Flammable and Combustible Liquid Installations	$100.00	$110.00
Hazardous Materials	$100.00	$110.00
Industrial Ovens	$100.00	$110.00
LP Gas	$100.00	$110.00
Private Hydrant System	$100.00	$110.00
Spraying and Dipping operations	$100.00	$110.00
Standpipe Systems	$100.00	$110.00
Temporary membrane structures, tents, canopies and air supported Structures	$50.00	$55.00
Special events as defined in current ToBM Ordinances	$100.00	$110.00
Outdoor Event Fire Inspection/ 200 Sq Ft Onsite Cooking	**$75.00**	**$75.00**
Construction Plans Review	**Black Mountain**	**Montreat**
ABC Inspections	$100.00	$110.00
Commercial Kitchen Hood Suppression Systems	$100.00	$110.00
Explosives and Fireworks	$100.00	$110.00
Petroleum tanks and appurtenances	$100.00	$110.00
Sprinkler/ Fire Alarm Systems:		
Minimum up to 1000 square feet	$50.00	$55.00
1001 – 5000 square feet	$100.00	$110.00
5001 – 10000 square feet	$150.00	$165.00
10001 – 25000 square feet	$200.00	$220.00
25001 – 50000 square feet	$250.00	$275.00
50001 – 100000 square feet	$300.00	$330.00
100001 – 200000 square feet	$350.00	$385.00
Over 200000 square feet	$400.00	$440.00
Annual Fire Inspections:	**Black Mountain**	**Montreat**
All occupancies except R-2 and rentals		
Minimum up to 1000 square feet	$50.00	$55.00
1001 – 5000 square feet	$100.00	$110.00
5001 – 10000 square feet	$150.00	$165.00
10001 – 25000 square feet	$200.00	$220.00
25001 – 50000 square feet	$250.00	$275.00
50001 – 100000 square feet	$300.00	$330.00
100001 – 200000 square feet	$350.00	$385.00
Over 200000 square feet	$400.00	$440.00
Violations:		
Illegal Burning	$100.00	$100.00
Work without permit	$250.00	$250.00
Fire Lane	$100.00	$100.00
Fire Hydrant	$100.00	$100.00
General violation Re-inspection	$50.00	$50.00
Repeated False Fire Alarms (3 within a 72 hr window subject to review by the Fire Inspector)	$150.00	$150.00
Residential and Rental Inspections:		
Carbon Monoxide Detector Inspections	$25.00	$28.00
Solid Fuel Inspections	$25.00	$28.00
Foster Care	$25.00	$28.00
Home Fire Safety	exempt	
R-2 occupancies as follows		
1-20 units	$50.00	$55.00
21-50 units	$100.00	$110.00
51-100 units	$150.00	$165.00
101-150 units	$200.00	$220.00
151-200 units	$250.00	$275.00
201-250 units	$300.00	$330.00
251-300 units	$350.00	$385.00
Over 300 units	$400.00	$440.00
Personnel & Apparatus for Events		
Officer/ Supervisor	50.00 per hour w/ 4 hr min	50.00 per hour w/ 4 hr min
Firefighter/AEMT ALS	45.00 per hour w/4 hr min	45.00 per hour w/4 hr min
Firefighter/ EMT	40.00 Per Hour w/ 4 hour min	40.00 Per Hour w/ 4 hour min
Light Duty Vehicle/Support Vehicle/ ATV	20.00 Per Hour w/ 4 Hour min	20.00 Per Hour w/ 4 Hour min
Fire Engine/ Rescue/ Ladder Truck	200.00 Per Hour with 4 Hour min	200.00 Per Hour with 4 Hour min

POLICE DEPARTMENT FEES		
General		
Precious Metals Dealer Annual Fee		$180.00
Precious Metals Dealer -Special Occasion		$180.00
Precious Metals Employee		$10.00
Precious Metals Employee Renewal		$3.00
ABC License Fee		$50.00
Off-Duty Officer for Events		$40.00 per hour/minimum 4 hrs
Off-Duty Officer for Events/7 days or less notice		$50.00 per hour/minimum 4 hrs
Patrol Vehicle for Events		$20.00 per hour
Civil Fines & Penalties		
Parking Violations		$50.00
Fire Lane Violation		$50.00
Fire Hydrant Violation		$50.00
Loading Zone Violation		$50.00
Handicapped Parking Violation		$250.00
Nuisance Alarms		$75.00
Schedule of fees effective with the adoption of the FY 2020-21 Budget and are subject to change during the fiscal year		

RECREATION & PARKS FEES

Alcohol fee of $50.00 NON-REFUNDABLE

Group I: Merit Groups -- Groups primarily for youth, no program except annual membership+A1:O35

Group II: Government, non-profit, churches and schools

Group III: Private- Weddings, parties, receptions, business groups, etc

Proof of address (drivers license, utility bill etc.) must be provided in order to receive resident rates.

	Group I		Group II		Group III	
	Resident	Non-Res	Resident	Non-Res	Resident	Non-Res
Lakeview Clubhouse						
120 Max--Deposit:	$100	$200	$100	$200	$100	$200
Monday-Thursday Rental	$40	$100	$100	$160	$120	$180
Friday - Sunday Rental	$220	$280	$220	$280	**$280**	**$340**
Lakeview Downstairs						
50-60 Max--Deposit:	$100	$200	$100	$200	$100	$200
Monday-Thursday Rental	$40	$80	$60	$100	$80	$120
Friday-Sunday Rental	$160	$200	$160	$200	**$180**	**$240**
Picnic Pavilion						
Deposit:	$60	$60	$60	$60	$60	$60
Full Day Rental	$0	$30	$30	$60	$60	$100
Half Day Rental 9am-3pm & 3:30pm-9:00pm	$0	$15	$15	$30	$30	$50
Gazebo						
Deposit:	$20	$20	$20	$20	$20	$20
Monday-Thursday Rental	$0	$10	$10	$20	$20	$30
Friday-Sunday Rental	$10	$20	$10	$20	$20	$30
Swimming Pool (40 people)						
Friday-Sunday 6:15-8:15pm only	$145	$205	$145	$205	$185	$245
Lifeguards mandatory over 40 people in gate, per 20 additional people	$25	$25	$25	$25	$25	$25
Carver Center		**No longer available - 10/01/2018**				
Grey Eagle						
Deposit:	$100	$100	$100	$100	$100	$100
Bounce House:	n/a	n/a	n/a	n/a	$150	$200
Building & Field	$20/hr	$30/hr	$20/hr	$40/hr	40/hr	$60/hr
Veterans Park						
Ballfield(each)	$0	$100	$100	$140	$120	$160
Lights (each Field)	$20/hr	$40/hr	$20/hr	$40/hr	$20/hr	$40/hr
Press Box	$0	$40	$40	$60	$60	$80
Consession Stand	$40	$60	$60	$80	$80	$100

Employee Fee Schedule

Lakeview Clubhouse-EMP	
120 Max--Deposit: Monday-Thursday Rental Friday - Sunday Rental	$100 $80 $140
Lakeview Downstairs-EMP	
50-60 Max--Deposit:	$100
Monday-Thursday Rental	$60
Friday-Sunday Rental	$100
Picnic Pavilion-EMP	
Deposit:	$60
Monday-Thursday Full Day	$30
Monday-Thursday Half Day Friday- Sunday Full Day	$15 $50
Friday-Sunday Half Day	$25
Gazebo-EMP	
Deposit:	$0
Monday-Thursday Rental	$10
Friday-Sunday Rental	$10
Swimming Pool Rental EMP	
Friday-Sunday 6:15-8:15pm only	$100
Lifeguards mandatory over 40 people in gate, per 20 additional :	$25
Swimming Pool Passes-EMP	*Family: up to 5 people living in same household
Employee Individual	$20
Employee Family*	$30
Employee Family Members over 5	$10 each
Carver Center--no longer available 10/01/2018	
Grey Eagle-EMP	
Deposit:	$100
Bounce House:	100
Building & Field (2hr min)	$20/hr
Veterans Park-EMP	
Ballfield(each)	$100
Lights (each Field)	$20/hr
Press Box Consession Stand	$60 $40

ration fee rounded up to the nearest whole dolla

SAFETY & LIABILITY

No persons under the age of thirteen (13) years old will be allowed in the pool area unless accompanied by a responsible person, eighteen (18) y

2019 Public Pool Revisions

Children under 3 free Daily Admission I	Resident		4.00 $35.00
		$3.00	
		$25.00	
Season Pas	Individual	$75.00	$95.00
	Family*	$150.00	$170.00
n same household, up to 5 people.) Each additiona			$25.00

Wedding Package

Saturday 10 am - 1:00 am Lakeview Clubhouse (upstair

Gommunity Garden Plots		
Half Plot	$20.00	
Full Plot	$35.00	
Youth Sports:		
Youth Flag Football	$65.00	
Youth Basketball	$65.00	
Youth Swim League	$60.00	
Youth Tennis Clinics	$30.00	
Half Day Sports Camp	$60.00	
Summer Camp	$180.00/week	
Swim Lessons	$40.00/session	
Youth Indoor Soccer	$65.00	

Aquatics:	RESIDENT	NON-RESIDENT
Pool Daily Entry Fee	$3.00/person	$3.00/person
Season Pool Pass - INDIVIDUAL	$3.00/person	$95.00/person
Season Pool Pass - FAMILY (up to 5)	$150.00	$170.00
Multiple Entry Pass	$3.00/person	$3.00/person
	$3.00/person	$3.00/person

GLOSSARY

Ad Valorem tax - A tax levied in proportion to the value of a property.

Annual Budget - A budget covering a single fiscal year.

Appropriation - The amount budgeted on a yearly basis to cover projected expenditures which the Town Board legally authorizes through the Budget Ordinance.

Approved Budget - The budget as formally adopted by the Town Board for the upcoming fiscal year.

Assessed Valuation - The estimated dollar value placed upon real and personal property by the County Assessor as the basis for levying property taxes. The General Assembly exempted household personal property from taxation effective July 1, 1987.

Balanced Budget - Occurs when planned expenditures equal anticipated revenues. In North Carolina, it is required that the budget submitted to the Town Board be balanced.

Board of Alderman - Five-member Board elected at large by the voters of the Town for staggered four year terms. The meetings of this Board are presided over by the Mayor (also elected at large for a four year term), who can vote on matters before the Board in the event of a tie.

Budget - A financial plan for a specified period of time that matches planned revenues and expenditures with various Town services.

Budget Message - A written overview of the proposed budget from the Town Manager to the Town Board. This overview discusses the major budget items of the Manager's recommended budget.

Comprehensive Annual Financial Report (CAFR) – The official annual financial report of a government.

Capital Outlay - An expenditure which results in the acquisition of or addition to a fixed asset.

Capital Project - A project expected to have a useful life greater than 1 year and an estimated cost of $5,000 or more. Capital projects include the construction, purchase or major renovation of buildings, utility systems, parks, or other physical structures or property; purchase of land; and purchase of large equipment.

Category - Expenditure budgets are presented in one of four categories: Personnel Services, Operations, Capital Outlay, and Debt Payments.

Contingency - Appropriation intended for unanticipated expenditures. Transfer of these funds into an expendable account is controlled by the Town Board.

Debt Service - Principal, interest and administrative costs associated with the repayment of long-term debt.

Department - A major administrative division of the Town that has overall management responsibility for an operation within a functional area.

Depreciation – An allowance made for the loss in the value of property over time.

GLOSSARY

Employee Benefits - For budgeting purposes, employee benefits include employer payments for social security, retirement, group health and life insurance, and workers' compensation, and any similar form of employee compensation.

Encumbrances - A financial commitment for services, contracts, or goods which have not been delivered or performed.

Enterprise Fund - A grouping of activities whose expenditures are wholly or partially offset by revenues collected from consumers in the form of fees and charges; in the case of Black Mountain, these include the Water and Golf Funds.

Expenditures - The total cost of a program or capital project.

Fiscal Year (FY) - A 12 month period (July 1 through June 30) in which the annual operating budget applies and at the end of which an assessment is made of the Town's financial condition and performance of operations.

Fund - An accounting entity created to record the financial activity for a selected financial group.

Fund Balance - Funds accumulated through the under-expenditure of appropriations and/or receiving revenues greater than anticipated and included in the budget.

General Fund - A fund which provides for the accounting for most of the basic government services, such as police, fire, sanitation, street maintenance, planning & inspections, recreation and other general services.

Governmental Funds – Funds generally used to account for tax-supported activities.

Intergovernmental Revenues - Revenues from other governments (State, federal, and local) which can be in the form of grants, shared revenue, or entitlement.

Levy - The amount of tax, service charge, and assessments imposed by the government.

LGC – The Local Government Commission.

Line Item - A budgetary account representing a specific object of expenditure.

Modified Accrual - The basis of accounting for the Town. Under this system, expenditures are recognized when encumbered.

NCDOT – North Carolina Department of Transportation

Non-Operating Expenses - Expenses which are not directly related to the provision of services such as debt service.

Ordinance - A formal legislative enactment by the Town Board which has the full force and effect of law within the boundaries of the Town.

GLOSSARY

Operating Budget - The Town's financial plan which outlines proposed expenditures for the upcoming fiscal year, and estimates revenues which will be used to finance them.

Operating Expenses - Those expenditures generally of a recurring nature, covering services and supplies necessary to operate individual departmental activities.

Personnel Services - Salaries and wages paid to employees for full-time, part-time and temporary work, including overtime and similar compensation. Also included in this account group are employee benefits paid for employees by the Town.

Property Tax Rate - The rate at which real property in the Town is taxed in order to produce revenues sufficient to conduct necessary governmental activities.

Property Tax - Tax paid by those owning property in the Town.

Proprietary Fund - A fund used to account for the operations similar to those in the private sector. This includes enterprise funds. The focus is on determination of net income, financial position and changes in financial position.

Public Safety - A group of expenditures related to the provision and enforcement of law enforcement and fire and disaster protection.

Real Property - Land, buildings, and items permanently affixed to land or buildings.

Real Property Value - The value of land and buildings which are taxable.

Reappraisal - The process of revaluing a jurisdiction's real property in order to adjust the tax value to the market value; by North Carolina law, a revaluation must be conducted at a minimum of every eight years.

Reserve - An account designated for a portion of the fund balance which is to be used for a specific purpose.

Revenue - All funds that the Town government receives as income, including items such as tax payments, fees for specific services, receipts from other governments, fines, forfeitures, shared revenues, and interest income.

Revenue Neutral Tax Rate – G.S. §159-11(e) states that "the revenue-neutral tax rate is the rate that is estimated to produce revenue for the next fiscal year equal to the revenue that would have been produced for the next fiscal year by the current tax rate if no reappraisal had occurred." This rate is calculated in revaluation years.

Sales Tax - Tax paid by retail consumers.

Service Level - The amount of service provided during the fiscal year as indicated by one or more performance indicators.

Tax Levy - Revenue produced by applying a given tax rate to a property's assessed, or tax value.

Town of Black Mountain

Capital Improvement Plan

Fiscal Year 2021-22 through 2025-26

Larry B. Harris, Mayor

Ryan Stone, Vice Mayor

Tim Raines, Council Member

Archie Pertiller, Council Member

Pam King, Council Member

Doug Hay, Council Member

Josh Harrold, Town Manager

THIS PAGE INTENTIONALLY LEFT BLANK.

GENERAL FUND
SUMMARY

The General Fund supports all Town operations, except for those supported mainly by user fees. General Fund capital items typically include passenger vehicles, heavy trucks, firetrucks, building improvements, equipment, and infrastructure improvements.

PROJECT DESCRIPTION	DEPT	FY21-22	FY22-23	FY23-24	FY24-25	FY25-26	FUTURE	TOTAL
Replace Town Van	Admin	-	30,000	-	-	-	-	30,000
Software Upgrade	Admin	110,000	-	-	-	-	-	110,000
IT Needs	Public Buil	41,300	15,000	15,000	15,000	15,000	-	101,300
Riverwalk Greenway Phase 1	Planning	-	-	-	-	-	-	-
Swannanoa River Improv at \	Planning	-	50,000	50,000	50,000	-	-	150,000
Greenway Contingency	Planning	-	-	-	-	-	-	-
Vehicle Replacement	Planning	-	30,000	30,000	-	-	-	60,000
Unified Development Ordinar	Planning	40,000	40,000	-	-	-	-	80,000
Vehicle Replacement	Police	153,000	153,000	153,000	153,000	153,000	-	765,000
Living quarters updates	Fire	-	100,000	-	-	-	-	100,000
Repl truck for Chief and conv	Fire	75,000	-	-	-	-	-	75,000
Engine 41 - Capital Reserve	Fire	80,000	100,000	125,000	100,000	-	-	405,000
Repl of 1998 ATV	Fire	-	15,000	-	-	-	-	15,000
Tanker 42	Fire	-	300,000	-	-	-	-	300,000
Engine 43	Fire	-	-	450,000	-	-	-	450,000
Truck 4	Fire	75,000	-	-	-	-	-	75,000
Brush Truck	Fire	-	125,000	-	-	-	-	125,000
Rescue 41	Fire	-	150,000	-	-	-	-	150,000
Tanker 43	Fire	-	-	-	300,000	-	-	300,000
Ram 2500 Crew Cab	Streets	54,500	-	-	-	-	-	54,500
Street Paving	Streets	150,000	300,000	300,000	300,000	300,000	300,000	1,650,000
Street Striping	Streets	25,000	25,000	25,000	25,000	25,000	25,000	150,000
Dump Truck	Streets	-	90,000	-	-	-	-	90,000
Sidewalk Replacement	Powell Bill	20,000	25,000	25,000	25,000	25,000	-	120,000
Highway 9 Sidewalk	Powell Bill	100,000	100,000	100,000	100,000	-	-	400,000
Bridge Replacement	Powell Bill	-	800,000	-	-	-	-	800,000
Street Paving	Powell Bill	619,000	-	-	-	-	-	619,000
Flat Creek Sidewalk Extensio	Powell Bill	-	-	75,000	-	-	-	75,000
Vehicles	Recreation	-	30,000	-	-	-	-	30,000
Grey Eagle	Recreation	15,000	50,000	-	-	-	-	65,000
PARTF Veterans Park	Recreation	40,000	-	-	-	-	-	40,000
Veterans Park	Recreation	-	-	-	-	-	205,000	205,000
Lake Tomahawk	Recreation	18,100	25,000	-	-	-	-	43,100
Paving Projects in Parks	Recreation	-	30,000	30,000	25,000	-	-	85,000
New Parks	Recreation	-	30,000	-	150,000	-	730,000	910,000
Tennis Courts	Recreation	60,000	-	-	-	-	-	120,000
Cragmont Park Renovation	Recreation	-	-	-	-	-	845,000	845,000
Total General Fund CIP		**1,675,900**	**2,613,000**	**1,378,000**	**1,243,000**	**518,000**	**2,105,000**	**9,592,900**

(General Fund summary continued on next page)

GENERAL FUND
SUMMARY

EXPENDITURE CLASSIFICATION	FY21-22	FY22-23	FY23-24	FY24-25	FY25-26	FUTURE	TOTAL
Planning/Design/Engineerin	189,000	405,000	55,500	75,000	25,000	315,000	1,064,500
Land	5,000	-	160,000	-	-	70,000	235,000
Construction	823,100	1,840,000	1,062,500	1,000,000	725,000	2,920,000	8,370,600
Equipment	285,500	1,268,000	773,000	568,000	168,000	29,500	3,092,000
TOTALS	**1,302,600**	**3,513,000**	**2,051,000**	**1,643,000**	**918,000**	**3,334,500**	**12,762,100**

REVENUE CLASSIFICATION	FY21-22	FY22-23	FY23-24	FY24-25	FY25-26	FUTURE	TOTAL
Operating Revenues	872,600	2,390,500	1,594,500	1,248,000	598,000	1,484,500	8,188,100
Debt/Financing	35,000	-	-	-	-	-	35,000
Grant	395,000	1,122,500	456,500	395,000	320,000	1,850,000	4,539,000
Other	-	-	-	-	-	-	-
TOTALS	**1,302,600**	**3,513,000**	**2,051,000**	**1,643,000**	**918,000**	**3,334,500**	**12,762,100**

Potential Grants	(395,000)	(1,122,500)	(456,500)	(395,000)	(320,000)	(1,850,000)	(4,539,000)
From Capital Reserve	(35,000)	-	-	-	-	-	(35,000)
Recon to Operating Budget, page 8	872,600	2,390,500	1,594,500	1,248,000	598,000	1,484,500	8,188,100
	1,302,600	**3,513,000**	**2,051,000**	**1,643,000**	**918,000**	**3,334,500**	**12,762,100**

4200 and 5000 - ADMIN AND PUBLIC BUILDINGS DEPARTMENT
SUMMARY

The Administration and Public Buildings Department are responsible for all general governmental functions not being covered by other departments. For the Town of Black Mountain this includes mainly information technology needs, and public buildings improvements

PROJECT DESCRIPTION	FY21-22	FY22-23	FY23-24	FY24-25	FY25-26	FUTURE	TOTAL
Replace Town Van	-	30,000	-	-	-	-	30,000
Software Upgrade	110,000		-	-	-	-	110,000
Downtown Streetscapes	-	-	-	-	-	-	-
IT Needs	41,300	15,000	15,000	15,000	15,000	-	101,300
TOTAL	**$ 151,300**	**$ 45,000**	**$ 15,000**	**$ 15,000**	**$ 15,000**	**$ -**	**$ 241,300**

EXPENDITURE DESCRIPTION	FY21-22	FY22-23	FY23-24	FY24-25	FY25-26	FUTURE	TOTAL
Planning/Design/Engineering	-	-	-	-	-	-	-
Land	-	-	-	-	-	-	-
Construction	-	-	-	-	-	-	-
Equipment	-	-	-	-	-	-	-
TOTAL	**$ -**	**$ -**	**$ -**	**$ -**	**$ -**	**$ -**	**$ -**

REVENUE DESCRIPTION	FY21-22	FY22-23	FY23-24	FY24-25	FY25-26	FUTURE	TOTAL
Operating Revenues	-	-	-	-	-	-	-
Debt/Financing	-	-	-	-	-	-	-
Grant	-	-	-	-	-	-	-
Other	-	-	-	-	-	-	-
TOTAL	**$ -**	**$ -**	**$ -**	**$ -**	**$ -**	**$ -**	**$ -**

							-
Potential Grants	-	-	-	-	-	-	-
From Capital Reserve	-	-	-	-	-	-	-
Recon to Operating Budget	-	-	-	-	-	-	-

CIP PROJECT REQUEST FORM

PROJECT TITLE:	DEPARTMENT:	NUMBER:	PRIORITY:	PRIORITY:
Replacing Town van	Administration		ORGANIZATIONAL	DEPARTMENTAL 3

DESCRIPTION:

The Town van was sold in FY20-21.

EXPENSE CLASSIFICATION	FY21-22	FY22-23	FY23-24	FY24-25	FY25-26	FUTURE	TOTAL
Planning/Design/Engineering	-	-	-	-	-	-	-
Land	-	-	-	-	-	-	-
Construction	-	-	-	-	-	-	-
Equipment	-	30,000	-	-	-		30,000
TOTAL	**$ -**	**$ 30,000**	**$ -**	**$ -**	**$ -**	**$ -**	**$ 30,000**

REVENUE CLASSIFICATION	FY21-22	FY22-23	FY23-24	FY24-25	FY25-26	FUTURE	TOTAL
Operating Revenues	-	30,000	-	-	-	-	30,000
Debt/Financing	-	-	-	-	-	-	-
Grant	-	-	-	-	-	-	-
Other	-	-	-	-	-	-	-
TOTAL	**$ -**	**$ 30,000**	**$ -**	**$ -**	**$ -**	**$ -**	**$ 30,000**

CIP PROJECT REQUEST FORM

PROJECT TITLE:	DEPARTMENT:	NUMBER:	PRIORITY:	PRIORITY:
Software Upgrade	Administration		ORGANIZATIONAL	DEPARTMENTAL 2

DESCRIPTION:

The governmental software the Town currently uses is outdated and at many times does not perform functions needed. This causes inefficiencies which effect both employees and the citizenry. The current governmental software has 10 separate modules. Human Resources and Utility Billing have upgraded within the last five years, but many other modules have not seen upgrades in over a decade. A more modern system would likely be Windows based, and allow for department heads and other employees to more efficiently handle their job responsibilities, and allow for the Town to communicate "real time" information.

EXPENSE CLASSIFICATION	FY21-22	FY22-23	FY23-24	FY24-25	FY25-26	FUTURE	TOTAL
Planning/Design/Engineering	-	-	-	-	-	-	-
Land	-	-	-	-	-	-	-
Construction	-	-	-	-	-	-	-
Equipment	110,000	-	-	-	-		110,000
TOTAL	**$ 110,000**	**$ -**	**$ -**	**$ -**	**$ -**	**$ -**	**$ 110,000**

REVENUE CLASSIFICATION	FY19-20	FY20-21	FY21-22	FY22-23	FY23-24	FUTURE	TOTAL
Operating Revenues	110,000	-	-	-	-	-	110,000
Debt/Financing	-	-	-	-	-	-	-
Grant	-	-	-	-	-	-	-
Other	-	-	-	-	-	-	-
TOTAL	**$ 110,000**	**$ -**	**$ -**	**$ -**	**$ -**	**$ -**	**$ 110,000**

CIP PROJECT REQUEST FORM

PROJECT TITLE:	DEPARTMENT:	NUMBER:	PRIORITY:	PRIORITY:
General IT needs	Public Buildings		ORGANIZATIONAL	DEPARTMENTAL 1

DESCRIPTION:

It is important that the Town appropriate monies annually for computer replacement and other IT hardware and software needs. The Town currently contracts with Advanced Data and Networking from Asheville. The Town currently has over 60 computers (laptops and desktops) and two servers.

EXPENSE CLASSIFICATION	FY21-22	FY22-23	FY23-24	FY24-25	FY25-26	FUTURE	TOTAL
Planning/Design/Engineering	-	-	-	-	-	-	-
Land	-	-	-	-	-	-	-
Construction	-	-	-	-	-	-	-
Equipment	41,300	15,000	15,000	15,000	15,000	15,000	116,300
TOTAL	**$ 41,300**	**$ 15,000**	**$ 15,000**	**$ 15,000**	**$ 15,000**	**$ 15,000**	**$ 116,300**

REVENUE CLASSIFICATION	FY19-20	FY20-21	FY21-22	FY22-23	FY23-24	FUTURE	TOTAL
Operating Revenues	41,300	15,000	15,000	15,000	15,000	-	101,300
Debt/Financing	-	-	-	-	-	-	-
Grant	-	-	-	-	-	-	-
Other	-	-	-	-	-	-	-
TOTAL	**$ 41,300**	**$ 15,000**	**$ 15,000**	**$ 15,000**	**$ 15,000**	**$ -**	**$ 101,300**

5400 - PLANNING DEPARTMENT
SUMMARY

The Building, Planning and Zoning Department provides for the health, safety, and welfare of Black Mountain by assuring fair application of all applicable federal, state, and local laws regulating land use, building construction, and code compliance. The department also provides guidance to the Board of Aldermen that enhances the quality of life and the character of the Town of Black Mountain for all its residents.

PROJECT DESCRIPTION	FY21-22	FY22-23	FY23-24	FY24-25	FY25-26	FUTURE	TOTAL
Riverwalk Greenway Phase 1 and II	-	-	-	-	-	-	-
Swannanoa River Improv at Vet Park	-	50,000	50,000	50,000	-	-	150,000
Greenway Contingency	-	-	-	-	-	-	-
Vehicle Replacement	-	30,000	30,000	-	-	-	60,000
Unified Development Ordinance	40,000	40,000	-	-	-	-	80,000
TOTAL	**$ 40,000**	**$ 120,000**	**$ 80,000**	**$ 50,000**	**$ -**	**$ -**	**$ 290,000**

EXPENDITURE CLASSIFICATION	FY21-22	FY22-23	FY23-24	FY24-25	FY25-26	FUTURE	TOTAL
Planning/Design/Engineering	-	-	-	-	-	-	-
Land	-	-	-	-	-	-	-
Construction	-	-	-	-	-	-	-
Equipment	-	-	-	-	-	-	-
TOTAL	**$ -**	**$ -**	**$ -**	**$ -**	**$ -**	**$ -**	**$ -**

REVENUE CLASSIFICATION	FY21-22	FY22-23	FY23-24	FY24-25	FY25-26	FUTURE	TOTAL
Operating Revenues	-	-	-	-	-	-	-
Debt/Financing	-	-	-	-	-	-	-
Grant	-	-	-	-	-	-	-
Other	-	-	-	-	-	-	-
TOTAL	**$ -**	**$ -**	**$ -**	**$ -**	**$ -**	**$ -**	**$ -**

Potential Grants	-	-	-	-	-	-	-
From Capital Reserve	-	-	-	-	-	-	-
Recon to Operating Budget	-	-	-	-	-	-	-

CIP PROJECT REQUEST FORM

PROJECT TITLE:	DEPARTMENT:	NUMBER:	PRIORITY:	PRIORITY:
Riverwalk Greenway	Planning		ORGANIZATIONAL	DEPARTMENTAL

DESCRIPTION:

One of the most important greenway segments in town is the link between Flat Creek Greenway and Veteran's Park. This segment of greenway will connect these two important destinations as well as provide an alternative route/mode of travel from the north side of town to Veterna's Park. This section of greenway is approximately two miles and is part of the greenway masterplan. A portion of this section from Flat Creek Greenway to In the Oaks exisiting greenway is currrently being designed. The total cost for this entire project is estimated to be $5,800,000. The Town has already secured more than $4,000,000 of funding. Staff continues to seek additional grand support for the balance. The Town is responsible for 20% of the total awards from NC DOT.

EXPENDITURE CLASSIFICATION	**FY21-22**	**FY22-23**	**FY23-24**	**FY24-25**	**FY25-26**	**FUTURE**	**TOTAL**
Planning/Design/Engineering							-
Land	-	-	-	-	-	-	-
Construction							-
Equipment	-	-	-	-	-	-	-
TOTAL	**$ -**	**$ -**	**$ -**	**$ -**	**$ -**	**$ -**	**$ -**

REVENUE CLASSIFICATION	**FY21-22**	**FY22-23**	**FY23-24**	**FY24-25**	**FY25-26**	**FUTURE**	**TOTAL**
Operating Revenues							-
Debt/Financing	-	-	-	-	-	-	-
Grant	-	-	-	-	-	-	-
Other	-	-	-	-	-	-	-
TOTAL	**$ -**	**$ -**	**$ -**	**$ -**	**$ -**	**$ -**	**$ -**

CIP PROJECT REQUEST FORM

PROJECT TITLE:	DEPARTMENT:	NUMBER:	PRIORITY:	PRIORITY:
Swannanoa River Restoration	Planning		ORGANIZATIONAL	DEPARTMENTAL

DESCRIPTION:

The stretch of the Swannanoa River running through Veteran's Park is an active flood plain with significant erosion. The river banks require stabilization and the channels require improvements. The river is an asset to the Town and is not maximized as a passive recreation asset. Small projects could increase the public's access and engagement with the river, including the natural cobble stone beach area and potentialy constructing a deck/overlook. Engineering is currently being completed on the river. The resulting plans will make this a shovel ready restoration project. Staff will be seeing funding from the state and at least one large foundation in in FY 19-20 to begin the first phase of restoration work. Total restoration for the area included in the engineering study is estimated to cost $200,000.

EXPENDITURE CLASSIFICATION	**FY21-22**	**FY22-23**	**FY23-24**	**FY24-25**	**FY25-26**	**FUTURE**	**TOTAL**
Planning/Design/Engineering		-	-	-	-	-	-
Land	-	-	-	-	-	-	-
Construction	-	50,000	50,000	50,000	-	-	150,000
Equipment	-	-	-	-	-	-	-
TOTAL	**$ -**	**$ 50,000**	**$ 50,000**	**$ 50,000**	**$ -**	**$ -**	**$ 150,000**

REVENUE CLASSIFICATION	**FY21-22**	**FY22-23**	**FY23-24**	**FY24-25**	**FY25-26**	**FUTURE**	**TOTAL**
Operating Revenues	-	50,000	50,000	50,000	-	-	150,000
Debt/Financing	-	-	-	-	-	-	-
Grant			-	-	-	-	-
Other	-	-	-	-	-	-	-
TOTAL	**$ -**	**$ 50,000**	**$ 50,000**	**$ 50,000**	**$ -**	**$ -**	**$ 150,000**

CIP PROJECT REQUEST FORM

PROJECT TITLE:	DEPARTMENT:	NUMBER:	PRIORITY:	PRIORITY:
Riverwalk Contingency	Planning		ORGANIZATIONAL	DEPARTMENTAL

DESCRIPTION:

The Town will incure costs associated with the Riverwalk Greenway project that fall outside of the project scope and contract approved by NC DOT. Federal regulations restrict activities the town can engage in, however, opportunities to secure easements or shifts in alignment could required professional surveying services, additional engineering costs, legal fees, and construction fees. Staff anticipates these contingencies begin limited to preliminary engineering phase.

EXPENDITURE CLASSIFICATION	**FY21-22**	**FY22-23**	**FY23-24**	**FY24-25**	**FY25-26**	**FUTURE**	**TOTAL**
Planning/Design/Engineering	-			-	-	-	-
Land	-			-	-	-	-
Construction	-			-	-	-	-
Equipment	-	-	-	-	-	-	-
TOTAL	**$ -**	**$ -**	**$ -**	**$ -**	**$ -**	**$ -**	**$ -**

REVENUE CLASSIFICATION	**FY21-22**	**FY22-23**	**FY23-24**	**FY24-25**	**FY25-26**	**FUTURE**	**TOTAL**
Operating Revenues	-			-	-	-	-
Debt/Financing	-			-	-	-	-
Grant	-			-	-	-	-
Other	-	-	-	-	-	-	-
TOTAL	**$ -**	**$ -**	**$ -**	**$ -**	**$ -**	**$ -**	**$ -**

CIP PROJECT REQUEST FORM

PROJECT TITLE: Vehicle Replacement	DEPARTMENT: Planning	NUMBER:	PRIORITY: ORGANIZATIONAL	PRIORITY: DEPARTMENTAL

DESCRIPTION:

The Planning Department has two pickup trucks that are used for daily inspections. One of the trucks is a 2006 model and the other is a 2011 model. The trucks experience heavy wear and tear, and will need to be replaced in the future.

EXPENDITURE CLASSIFICATION	FY21-22	FY22-23	FY23-24	FY24-25	FY25-26	FUTURE	TOTAL
Planning/Design/Engineering	-	-	-	-	-	-	-
Land	-	-	-	-	-	-	-
Construction	-	-	-	-	-	-	-
Equipment	-	30,000	30,000	-	-	-	60,000
TOTAL	**$ -**	**$ 30,000**	**$ 30,000**	**$ -**	**$ -**	**$ -**	**$ 60,000**

REVENUE CLASSIFICATION	FY21-22	FY22-23	FY23-24	FY24-25	FY25-26	FUTURE	TOTAL
Operating Revenues	-	30,000	30,000	-	-	-	60,000
Debt/Financing	-	-	-	-	-	-	-
Grant	-	-	-	-	-	-	-
Other	-	-	-	-	-	-	-
TOTAL	**$ -**	**$ 30,000**	**$ 30,000**	**$ -**	**$ -**	**$ -**	**$ 60,000**

CIP PROJECT REQUEST FORM

PROJECT TITLE: Unified Development Ordinance	DEPARTMENT: Planning	NUMBER: Planning	PRIORITY: ORGANIZATIONAL	PRIORITY: DEPARTMENTAL

DESCRIPTION:

A Unified Development Ordinance (UDO) is a local policy tool which combines traditional zoning regulations, subdivision regulations, along with other applicable standards, such as design guidelines, sign regulations, and floodplain and stormwater management, into one logical and cohesive document. By combining all of these regulations in a single document, a UDO is intended to streamline and coordinate the development process of permits. A UDO is written in straightforward language and reduces opportunities for outdated policies and redundancies to occur.

EXPENDITURE CLASSIFICATION	**FY21-22**	**FY22-23**	**FY23-24**	**FY24-25**	**FY25-26**	**FUTURE**	**TOTAL**
Planning/Design/Engineering	40,000	40,000					80,000
Land							-
Construction							-
Equipment	-	-	-	-	-	-	-
TOTAL	**$ 40,000**	**$ 40,000**	**$ -**	**$ -**	**$ -**	**$ -**	**$ 80,000**

REVENUE CLASSIFICATION	**FY21-22**	**FY22-23**	**FY23-24**	**FY24-25**	**FY25-26**	**FUTURE**	**TOTAL**
Operating Revenues		80,000					80,000
Debt/Financing							-
Grant							-
Other	-	-	-	-	-	-	-
TOTAL	**$ -**	**$ 80,000**	**$ -**	**$ -**	**$ -**	**$ -**	**$ 80,000**

5100 - POLICE DEPARTMENT
SUMMARY

The Black Mountain Police Department, in partnership with our community, provides impartial, ethical and professional law enforcement service and protection. Through open communications, we strive to build upon the trust and confidence of our citizens and to all those who may live, work, visit or travel through our wonderful community. We are committed to the protection of life and property as well as improving the quality of life without bias or prejudice and with respect for the rights of all people, ensuring a safe and secure community for all.

PROJECT DESCRIPTION	FY21-22	FY22-23	FY23-24	FY24-25	FY25-26	FUTURE	TOTAL
Vehicle Replacement	153,000	153,000	153,000	153,000	153,000	-	765,000
TOTAL	**$ 153,000**	**$ 153,000**	**$ 153,000**	**$ 153,000**	**$ 153,000**	**$ -**	**$ 765,000**

EXPENDITURE CLASSIFICATION	FY21-22	FY22-23	FY23-24	FY24-25	FY25-26	FUTURE	TOTAL
Planning/Design/Engineering	-	-	-	-	-	-	-
Land	-	-	-	-	-	-	-
Construction	-	-	-	-	-	-	-
Equipment	153,000	153,000	153,000	153,000	153,000	-	765,000
TOTAL	**$ 153,000**	**$ 153,000**	**$ 153,000**	**$ 153,000**	**$ 153,000**	**$ -**	**$ 765,000**

REVENUE CLASSIFICATION	FY21-22	FY22-23	FY23-24	FY24-25	FY25-26	FUTURE	TOTAL
Operating Revenues	153,000	153,000	153,000	153,000	153,000	-	765,000
Debt/Financing	-	-	-	-	-	-	-
Grant	-	-	-	-	-	-	-
Other	-	-	-	-	-	-	-
TOTAL	**$ 153,000**	**$ 153,000**	**$ 153,000**	**$ 153,000**	**$ 153,000**	**$ -**	**$ 765,000**

Potential Grants	-	-	-	-	-	-	-
From Capital Reserve	-	-	-	-	-	-	-
Recon to Operating Budget	153,000	153,000	153,000	153,000	153,000	-	765,000

CIP PROJECT REQUEST FORM

PROJECT TITLE:	DEPARTMENT:	NUMBER:	PRIORITY:	PRIORITY:
Patrol Vehicles Replacement	Police		ORGANIZATIONAL	DEPARTMENTAL 1

DESCRIPTION:
The police department will replace four aging high mileage vehicles in the 2018-2019 budget year. The vehicles to be replaced are 2 twelve year old Ford Crown Vics and 2 ten year old Ford Crown Vics. The mileage on these vehicles range from 105,000 to 129,000 miles. While high mileage effects the entire vehicle, the suspensions particularly can be a serious liability in pursuits or emergency response. By purchasing 4 vehicles in the current budget year, the Police Department will be able to return to the regular schedule of replacing two vehicles per year, and vehicles will age out at eight years, with mileage estimated to be under 100,000 (the national average is 80,000). Also, with the purchase of vehicles from this year moving forward, the department will invest in the 100,000 mile extended warranty as this will ultimately cover the majority of issues that occur in the higher mileage of the vehicles that are normally out of warranty. The department will purchase three separate four-wheel drive Ford Explorer Interceptors and one four-wheel drive Dodge Truck (1500 SSV Crew Cab).

EXPENDITURE CLASSIFICATION

	FY21-22	FY22-23	FY23-24	FY24-25	FY25-26	FY 24-25	FUTURE	TOTAL
Planning/Design/Engineering	-	-	-	-	-		-	-
Land	-	-	-	-	-		-	-
Construction	-	-	-	-	-		-	-
Equipment	153,000	153,000	153,000	153,000	153,000		-	765,000
TOTAL	**$ 153,000**	**$ 153,000**	**$ 153,000**	**$ 153,000**	**$ 153,000**		**$ -**	**$ 765,000**

REVENUE CLASSIFICATION	FY21-22	FY22-23	FY23-24	FY24-25	FY25-26	FY 24-25	FUTURE	TOTAL
Operating Revenues	153,000	153,000	153,000	153,000	153,000		-	765,000
Debt/Financing	-	-	-	-	-		-	-
Grant	-	-	-	-	-		-	-
Other	-	-	-	-	-		-	-
TOTAL	**$ 153,000**	**$ 153,000**	**$ 153,000**	**$ 153,000**	**$ 153,000**		**$ -**	**$ 765,000**

CIP PROJECT REQUEST FORM

PROJECT TITLE:	DEPARTMENT:	NUMBER:	PRIORITY: ORGANIZATIONAL	PRIORITY: DEPARTMENTAL
DESCRIPTION:				

EXPENDITURE CLASSIFICATION	**FY21-22**	**FY22-23**	**FY23-24**	**FY24-25**	**FY25-26**	**FUTURE**	**TOTAL**
Planning/Design/Engineering	-	-	-	-	-	-	-
Land	-	-	-	-	-	-	-
Construction	18,000	-	-	-	-	-	18,000
Equipment	-	-	-	-	-	-	-
TOTAL	**$ 18,000**	**$ -**	**$ -**	**$ -**	**$ -**	**$ -**	**$ 18,000**

REVENUE CLASSIFICATION	**FY21-22**	**FY22-23**	**FY23-24**	**FY24-25**	**FY25-26**	**FUTURE**	**TOTAL**
Operating Revenues	-	-	-	-	-	-	-
Debt/Financing	-	-	-	-	-	-	-
Grant	-	-	-	-	-	-	-
Other	-	-	-	-	-	-	-
TOTAL	**$ -**	**$ -**	**$ -**	**$ -**	**$ -**	**$ -**	**$ -**

5300 - FIRE DEPARTMENT
SUMMARY

The Fire Department, through the efforts of proper planning, management of resources and fiscal control, provides a level of professional fire and rescue services equal to the growth of the town and fire district, therefore sustaining the best possible Department of Insurance Rating for the commercial and residential property owners in the community.

PROJECT DESCRIPTION	FY 21-22	FY 22-23	FY 23-24	FY 24-25	FY 25-26	FUTURE	TOTAL
Living quarters updates	-	100,000	-	-	-	-	100,000
Repl truck for Chief and conversion	75,000	50,000	-	-	-	-	125,000
Engine 41 - Capital Reserve	80,000	100,000	125,000	100,000	-	-	405,000
Repl of 1998 ATV	-	15,000	-	-	-		15,000
Tanker 42	-	300,000	-	-	-		300,000
Engine 43	-	-	450,000	-	-		450,000
Truck 4	-	75,000	-	-	-		75,000
Brush Truck	-	125,000	-	-	-		125,000
Rescue 41	-	150,000	-	-	-		150,000
Tanker 43	-	-	-	300,000	-		300,000
TOTALS	**$ 155,000**	**$ 915,000**	**$ 575,000**	**$ 400,000**	**$ -**	**$ -**	**$2,045,000**

EXPENSE CLASSIFICATION	FY 21-22	FY 22-23	FY 23-24	FY 24-25	FY 25-26	FUTURE	TOTAL
Planning/Design/Engineering	-	-	-	-	-		-
Land	-	-	-	-	-		-
Construction	-	100,000	-	-	-		100,000
Equipment	155,000	740,000	575,000	400,000	-		1,870,000
TOTALS	**$ 155,000**	**$ 840,000**	**$ 575,000**	**$ 400,000**	**$ -**		**$1,970,000**

REVENUE CLASSIFICATION	FY 21-22	FY 22-23	FY 23-24	FY 24-25	FY 25-26	FUTURE	TOTAL
Operating Revenues	155,000	840,000	575,000	400,000	-		1,970,000
Debt/Financing	-	-	-	-	-		-
Grant	-	-	-	-	-		-
Other	-	-	-	-	-		-
TOTALS	**$ 155,000**	**$ 840,000**	**$ 575,000**	**$ 400,000**	**$ -**		**$1,970,000**

Potential Grants	-	-	-	-	-		-
From Capital Reserve		-					-
Recon to Operating Budget	$ 155,000	$ 840,000	$ 575,000	$ 400,000	$ -	$ -	1,970,000

CIP PROJECT REQUEST FORM

PROJECT TITLE:	DEPARTMENT:	NUMBER:	PRIORITY:	PRIORITY:
Updates to living quarters at the main station	Fire	10-10-5300-730	ORGANIZATIONAL	DEPARTMENTAL

DESCRIPTION:

The Fire Department moved into its present location in 1987. Over time, the floors have settled, causing cracks in the floor and movement in the walls, with the bathroom floor specifically dropping by a 1/2 inch. The kitchen is a small residential grade style kitchen with only room, and cannot accomodate the high numbers of users. Throughout the building, the windows are not insulated, causing the building to not be energy efficient. The Fire Department does have room to expand, since combining training rooms with the Police Department. The department would like to make a bigger commerical grade kitchen, expand the living quarters and bathrooms, and make the building more energy efficient by replacing windows and doors. The major benefits to be gained from this project include, a bigger and better kitchen, separate sleeping quarters (as opposed to the current dorm style) to provide more privacy and more restful sleeping, and more privacy in the restroom and shower areas. These upgrades will provide a more user friendly space for the Town's firefighters to work and live for their shifts. The Town contributed $175,000 to the Capital Reserve Fund in FY16-17 for this project, FY 17-18, and FY 18-19, and the Fire Department is requesting $100,000 in FY19-20 for this project, to cover all costs associated with the project.

EXPENSE CLASSIFICATION	**FY 21-22**	**FY 22-23**	**FY 23-24**	**FY 24-25**	**FY 25-26**	**FY 24-25**	**FUTURE**	**TOTAL**
Planning/Design/Engineering	-	-	-	-	-		-	-
Land	-	-	-	-	-		-	-
Construction	-	100,000	-	-	-		-	100,000
Equipment	-	-	-	-	-		-	-
TOTAL	**$ -**	**$ 100,000**	**$ -**	**$ -**	**$ -**		**$ -**	**$ 100,000**

REVENUE CLASSIFICATION	**FY 21-22**	**FY 22-23**	**FY 23-24**	**FY 24-25**	**FY 25-26**	**FY 24-25**	**FUTURE**	**TOTAL**
Operating Revenues	-	100,000	-	-	-		-	100,000
Debt/Financing	-	-	-	-	-		-	-
Grant	-	-	-	-	-		-	-
Other	-	-	-	-	-		-	-
TOTAL	**$ -**	**$ 100,000**	**$ -**	**$ -**	**$ -**		**$ -**	**$ 100,000**

CIP PROJECT REQUEST FORM

PROJECT TITLE:	DEPARTMENT:	NUMBER:	PRIORITY:	PRIORITY:
Command Vehicle 401	Fire	10-10-5300-730	ORGANIZATIONAL	DEPARTMENTAL

DESCRIPTION:

The Chief's current vehicle (Truck-401) does not operate well as a mobile command post. It also needs about $8,000 worth of mechanical issues, including high oil usage, electrical issues, a water leak in the cab, and non-working cruise control. This vehicle is used for emergency response as well as a mobile command post. The current pickup truck has not been user friendly for a command post, basically due to the fact that all the equipment is stored in the bed of the truck, which does have a cover and thus allows moisture and dirt to gather inside. This is a particular problem during inclement weather, as you cannot get in warm and dry areas to work. This vehicle is 11 years old and could be used for other functions for the FD.

EXPENSE CLASSIFICATION	FY 21-22	FY 22-23	FY 23-24	FY 24-25	FY 25-26	FY 24-25	FUTURE	TOTAL
Planning/Design/Engineering	-	-	-	-	-		-	-
Land	-	-	-	-	-		-	-
Construction		-	-	-	-		-	-
Equipment	-	50,000	-	-	-		-	50,000
TOTAL	**$ -**	**$ 50,000**	**$ -**	**$ -**	**$ -**		**$ -**	**$ 50,000**

REVENUE CLASSIFICATION	FY 21-22	FY 22-23	FY 23-24	FY 24-25	FY 25-26	FY 24-25	FUTURE	TOTAL
Operating Revenues	-	50,000	-	-	-		-	50,000
Debt/Financing	-	-	-	-	-		-	-
Grant	-	-	-	-	-		-	-
Other	-	-	-	-	-		-	-
TOTAL	**$ -**	**$ 50,000**	**$ -**	**$ -**	**$ -**		**$ -**	**$ 50,000**

CIP PROJECT REQUEST FORM

PROJECT TITLE:	DEPARTMENT:	NUMBER:	PRIORITY:	PRIORITY:
E-41, Urban Interface Pumper Replacement	Fire	10-10-5300-730	ORGANIZATIONAL	DEPARTMENTAL

DESCRIPTION:

Engine 41 is a 1997 4 wheel drive pumper with a Compressed Air Foam System (CAFS). (CAFS) is an added extra feature costing over $50,000 which allows the vehicle to be used to combat wildland fires that at times threaten homes. The pumper also serves as the First Out Pumper to fires in the East Buncombe Fire District. The truck is also used in mutual aid response within Buncombe County, and in other areas of the State. The truck is 21 years old, and the Town needs to start the process of replacing it with another truck with similar capabilities. It is important that the Town keeps First Out Pumpers on a twenty year rotation, as these vehicles are critical to the Town's insurance rating. I recommend this engine be put in as a spare engine and placed at Station 3

EXPENSE CLASSIFICATION	FY 21-22	FY 22-23	FY 23-24	FY 24-25	FY 25-26	FY 24-25	FUTURE	TOTAL
Planning/Design/Engineering	-	-	-	-	-		-	-
Land	-	-	-	-	-		-	-
Construction	-	-	-	-	-		-	-
Equipment	80,000	100,000	125,000	100,000			-	405,000
TOTAL	**$ 80,000**	**$ 100,000**	**$ 125,000**	**$ 100,000**	**$ -**		**$ -**	**$ 405,000**

REVENUE CLASSIFICATION	FY 21-22	FY 22-23	FY 23-24	FY 24-25	FY 25-26	FY 24-25	FUTURE	TOTAL
Operating Revenues	80,000	100,000	125,000	100,000	-		-	405,000
Debt/Financing	-	-	-	-	-		-	-
Grant	-	-	-	-	-		-	-
Other	-	-	-	-	-		-	-
TOTAL	**$ 80,000**	**$ 100,000**	**$ 125,000**	**$ 100,000**	**$ -**		**$ -**	**$ 405,000**

CIP PROJECT REQUEST FORM

PROJECT TITLE:	DEPARTMENT:	NUMBER:	PRIORITY:	PRIORITY:
ATV 4 1998	Fire	10-10-5300-730	ORGANIZATIONAL	DEPARTMENTAL 6

DESCRIPTION:

The 1998 ATV is used for Search and Rescue, Standby's, Mutual Aid, Training and any other event that may come about. This vehicle has been giving us trouble for many years, we have rebuilt the carburetor several times, the transmission slips and breaks gets hot pulling the ATRAC with a patient on it. This vehicle provides us the ability to reach areas that no other vehicle we have can due to it's size.

EXPENSE CLASSIFICATION	FY 21-22	FY 22-23	FY 23-24	FY 24-25	FY 25-26	FY 24-25	FUTURE	TOTAL
Planning/Design/Engineering	-	-	-	-	-			-
Land	-	-	-	-	-			-
Construction	-	-	-	-	-			-
Equipment		15,000	-	-	-			15,000
TOTAL	**$ -**	**$ 15,000**	**$ -**	**$ -**	**$ -**			**$ 15,000**

REVENUE CLASSIFICATION	FY 21-22	FY 22-23	FY 23-24	FY 24-25	FY 25-26	FY 24-25	FUTURE	TOTAL
Operating Revenues	-	15,000	-	-	-			15,000
Debt/Financing	-	-	-	-	-			-
Grant	-	-	-	-	-			-
Other	-	-	-	-	-			-
TOTAL	**$ -**	**$ 15,000**	**$ -**	**$ -**	**$ -**			**$ 15,000**

CIP PROJECT REQUEST FORM

PROJECT TITLE:	DEPARTMENT:	NUMBER:	PRIORITY:	PRIORITY:
Tanker 42 Freightliner	Fire	10-10-5300-730	ORGANIZATIONAL	DEPARTMENTAL 11

DESCRIPTION:

This is a 1993 Refurbished Freightliner Tanker that carries 1800 gallons of water. It is vital to our insurance rating, as it factors into our water delivery capabilities. This truck also responds with our Urban Interface Team both in our district and mututal aid to other districts.Maintenance on this vehilce tends to be challenging due to its age. We have already patched the tank on this truck. The age alone makes this vehicle outdated and in need of being replaced.

EXPENSE CLASSIFICATION	FY 21-22	FY 22-23	FY 23-24	FY 24-25	FY 25-26	FY 24-25	TOTAL
Planning/Design/Engineering	-	-	-	-	-		-
Land	-	-	-	-	-		-
Construction	-	-	-		-		-
Equipment	-	300,000	-	-	-		300,000
TOTAL	**$ -**	**$ 300,000**	**$ -**	**$ -**	**$ -**		**$ 300,000**

REVENUE CLASSIFICATION	FY 21-22	FY 22-23	FY 23-24	FY 24-25	FY 25-26	FY 24-25	TOTAL
Operating Revenues	-	300,000	-	-	-		300,000
Debt/Financing	-	-	-	-	-		-
Grant	-	-	-	-	-		-
Other	-	-	-	-	-		-
TOTAL	**$ -**	**$ 300,000**	**$ -**	**$ -**	**$ -**		**$ 300,000**

CIP PROJECT REQUEST FORM

PROJECT TITLE:	DEPARTMENT:	NUMBER:	PRIORITY:	PRIORITY:
Engine 43 E-One	Fire	10-10-5300-730	ORGANIZATIONAL	DEPARTMENTAL 9

DESCRIPTION:

This is a 1984 E-One Pumper that has 750 gallons of water which is capable of pumping 1250 gallons a minute. This Engine has the seating capacity of 4, the rear two seating does not meet current NFPA regulations because it has no seat belts and safety bars to keep firefighters from coming out during a motor vehicle accident, also the rear seating is open and not enclosed in a cab. We also use this engine when one of our first out engines goes down for maintenance. The age alone makes this vehicle outdated and in need of being replaced.

EXPENSE CLASSIFICATION	FY 21-22	FY 22-23	FY 23-24	FY 24-25	FY 25-26	FY 24-25	FUTURE	TOTAL
Planning/Design/Engineering	-	-	-	-	-			-
Land	-	-	-	-	-			-
Construction	-	-	-	-				-
Equipment	-	-	450,000	-	-			450,000
TOTAL	**$ -**	**$ -**	**$ 450,000**	**$ -**	**$ -**			**$ 450,000**

REVENUE CLASSIFICATION	FY 21-22	FY 22-23	FY 23-24	FY 24-25	FY 25-26	FY 24-25	FUTURE	TOTAL
Operating Revenues	-	-	450,000	-	-			450,000
Debt/Financing	-	-	-	-	-			-
Grant	-	-	-	-	-			-
Other	-	-	-	-	-			-
TOTAL	**$ -**	**$ -**	**$ 450,000**	**$ -**	**$ -**			**$ 450,000**

CIP PROJECT REQUEST FORM

PROJECT TITLE:	DEPARTMENT:	NUMBER:	PRIORITY:	PRIORITY:
Truck 4 Replacement	Fire	10-10-5300-730	ORGANIZATIONAL	DEPARTMENTAL 7

DESCRIPTION:
This 15 year old vehicle is not safe to use in emergency responses and would take approx $2500.00 to $3000.00 to bring this truck up to safe emergency response level.

Truck 4 is a 2004 Chevrolet 2500 HD pickup truck that respondes to Emergency Call both in the Fire District as well as mutual aid calls to other departments. It is also used as a utility vehicle for many other task outside of emergency response. We would replace it with a similar type vehicle that would do the same type jobs as this one. I would also contend that we keep this vehicle and use it for non emergency response.

EXPENSE CLASSIFICATION	FY 21-22	FY 22-23	FY 23-24	FY 24-25	FY 25-26	FY 24-25	FUTURE	TOTAL
Planning/Design/Engineering	-	-	-	-	-			-
Land	-	-	-	-	-			-
Construction	-	-	-	-	-			-
Equipment	75,000		-	-	-			75,000
TOTAL	**$ 75,000**	**$ -**	**$ -**	**$ -**	**$ -**			**$ 75,000**

REVENUE CLASSIFICATION	FY 21-22	FY 22-23	FY 23-24	FY 24-25	FY 25-26	FY 24-25	TOTAL
Operating Revenues	75,000	-	-	-	-		75,000
Debt/Financing	-	-	-	-	-		-
Grant	-	-	-	-	-		-
Other	-	-	-	-	-		-
TOTAL	**$ 75,000**	**$ -**	**$ -**	**$ -**	**$ -**		**$ 75,000**

CIP PROJECT REQUEST FORM

PROJECT TITLE:	DEPARTMENT:	NUMBER:	PRIORITY:	PRIORITY:
Brush Truck Replacement	Fire	10-10-5300-730	ORGANIZATIONAL	DEPARTMENTAL 7

DESCRIPTION:

Brush 4 is a 1999 Ford Super Duty that responds to many different emergencies other that just brush fires. The department uses it to respond to trees down, power lines down, smoke reports, rubbish fires, and many other situations. The truck is also used for first out vehicles in inclement weather, ahead of the pumpers. The department is requesting to replace it with a similar type vehicle and move the current Brush Truck to Station 2 for response in the south end of our fire district. Often, when responding to multiple calls pumpers are currently being sent to calls that would be more appropriatately served by a smaller truck.

EXPENSE CLASSIFICATION	FY 21-22	FY 22-23	FY 23-24	FY 24-25	FY 25-26	FY 24-25	FUTURE	TOTAL
Planning/Design/Engineering	-	-	-	-	-			-
Land	-	-	-	-	-			-
Construction	-	-	-	-	-			-
Equipment	-	125,000	-	-	-			125,000
TOTAL	**$ -**	**$ 125,000**	**$ -**	**$ -**	**$ -**			**$ 125,000**

REVENUE CLASSIFICATION	FY 21-22	FY 22-23	FY 23-24	FY 24-25	FY 25-26	FY 24-25	FUTURE	TOTAL
Operating Revenues	-	125,000	-	-	-			125,000
Debt/Financing	-	-	-	-	-			-
Grant	-	-	-	-	-			-
Other	-	-	-	-	-			-
TOTAL	**$ -**	**$ 125,000**	**$ -**	**$ -**	**$ -**			**$ 125,000**

CIP PROJECT REQUEST FORM

PROJECT TITLE:	Department:	Number:	PRIORITY:	PRIORITY:
Rescue 41 Medium Rescue Replacement	Fire	10-10-5300-730	ORGANIZATIONAL	DEPARTMENTAL 8

DESCRIPTION:

Rescue 41 is a 1998 Ford F450 Super Duty and is the departments medium rescue vehicle that responds to emergencies in areas that need 4 wheel drive to transport patients out to a county ambulance. It also is used to keep patients out of the elements while waiting on the county ambulance to arrive. This vehicle is vital to us because of our different districts and the difficult access to many areas.

EXPENSE CLASSIFICATION	FY 21-22	FY 22-23	FY 23-24	FY 24-25	FY 25-26	FY 24-25	FUTURE	TOTAL
Planning/Design/Engineering	-	-	-	-	-			-
Land	-	-	-	-	-			-
Construction	-	-	-	-	-			-
Equipment	-	150,000		-	-			150,000
TOTAL	**$ -**	**$ 150,000**	**$ -**	**$ -**	**$ -**			**$ 150,000**

REVENUE CLASSIFICATION	FY 21-22	FY 22-23	FY 23-24	FY 24-25	FY 25-26	FY 24-25	FUTURE	TOTAL
Operating Revenues	-	150,000	-	-	-			150,000
Debt/Financing	-	-	-	-	-			-
Grant	-	-	-	-	-			-
Other	-	-	-	-	-			-
TOTAL	**$ -**	**$ 150,000**	**$ -**	**$ -**	**$ -**			**$ 150,000**

CIP PROJECT REQUEST FORM

PROJECT TITLE:	DEPARTMENT:	NUMBER:	PRIORITY:	PRIORITY:
Tanker 43 Ford	Fire	10-10-5300-730	ORGANIZATIONAL	DEPARTMENTAL 10

EXPENSE CLASSIFICATION	FY 21-22	FY 22-23	FY 23-24	FY 24-25	FY 25-26	FY 24-25	FUTURE	TOTAL
Planning/Design/Engineering	-	-	-	-	-			-
Land	-	-	-	-	-			-
Construction	-	-	-		-			-
Equipment	-	-	-	300,000	-			300,000
TOTAL	**$ -**	**$ -**	**$ -**	**$ 300,000**	**$ -**			**$ 300,000**

REVENUE CLASSIFICATION	FY 21-22	FY 22-23	FY 23-24	FY 24-25	FY 25-26	FY 24-25	FUTURE	TOTAL
Operating Revenues	-	-	-	300,000	-			300,000
Debt/Financing	-	-	-	-	-			-
Grant	-	-	-	-	-			-
Other	-	-	-	-	-			-
TOTAL	**$ -**	**$ -**	**$ -**	**$ 300,000**	**$ -**			**$ 300,000**

5600 - STREETS DEPARTMENT
SUMMARY

The Streets Department is responsible for providing safe roadways and sidewalks, including the repair and maintenance of storm drain, mowing and tree maintenance. Additional responsibilities include sanitation, ice and snow removal, emergency operations, and special projects and assignments.

PROJECT DESCRIPTION	FY21-22	FY22-23	FY23-24	FY24-25	FY25-26	FUTURE	TOTAL
Ram 2500 Crew Cab	54,500	-	-	-	-	-	54,500
Street Paving	250,000	250,000	250,000	250,000	250,000	250,000	1,500,000
Street Striping	25,000	25,000	25,000	25,000	25,000	25,000	150,000
Dump Truck	169,800	-	-	-	-	-	169,800
TOTAL	**$ 499,300**	**$ 275,000**	**$ 275,000**	**$ 275,000**	**$ 275,000**	**$ 275,000**	**$ 1,874,300**

EXPENSE CLASSIFICATION	FY21-22	FY22-23	FY23-24	FY24-25	FY25-26	FUTURE	TOTAL
Planning/Design/Engineering	-	-	-	-	-	-	-
Land	-	-	-	-	-	-	-
Construction	275,000	275,000	275,000	275,000	275,000	275,000	1,650,000
Equipment	224,300	-	-	-	-	-	224,300
TOTAL	**$ 499,300**	**$ 275,000**	**$ 275,000**	**$ 275,000**	**$ 275,000**	**$ 275,000**	**$ 1,874,300**

REVENUE CLASSIFICATION	FY21-22	FY22-23	FY23-24	FY24-25	FY25-26	FUTURE	TOTAL
Operating Revenues	499,300	275,000	275,000	275,000	275,000	275,000	1,874,300
Debt/Financing	-	-	-	-	-	-	-
Grant	169,800	-	-	-	-	-	169,800
Other	-	-	-	-	-	-	-
TOTAL	**$ 669,100**	**$ 275,000**	**$ 275,000**	**$ 275,000**	**$ 275,000**	**$ 275,000**	**$ 2,044,100**

Potential Grants	(169,800)	-	-	-	-	-	(169,800)
From Capital Reserve	-	-	-	-	-	-	-
Recon to Operating Budget	499,300	275,000	275,000	275,000	275,000	275,000	1,874,300

CIP PROJECT REQUEST FORM

PROJECT TITLE:	DEPARTMENT:	NUMBER:	PRIORITY:	PRIORITY:
RAM 2500 Crew Cab 4x4 with plow	Public Services - Streets		ORGANIZATIONAL	DEPARTMENTAL 1

DESCRIPTION:

This is to purchase a 2019 RAM 2500 Crew Cab 4x4 equiped with a Cummins Diesel and snow prep package. This truck would be used in the daily operations of the department to include snow removal. This truck would replace a 2001 Ford Crew Cab 4x4 used in the daily operations of the department to include snow removal. This vehicle has cost the Department over $9,000 dollars in maintenance expense in the past couple years due to age and ware.

EXPENSE CLASSIFICATION	FY21-22	FY22-23	FY23-24	FY24-25	FY25-26	FUTURE	TOTAL
Planning/Design/Engineering	-	-	-	-	-	-	-
Land	-	-	-	-	-	-	-
Construction	-	-	-	-	-	-	-
Equipment	54,500	-	-	-	-	-	54,500
TOTAL	**$ 54,500**	**$ -**	**$ -**	**$ -**	**$ -**	**$ -**	**$ 54,500**

REVENUE CLASSIFICATION	FY21-22	FY22-23	FY23-24	FY24-25	FY25-26	FUTURE	TOTAL
Operating Revenues	54,500	-	-	-	-	-	54,500
Debt/Financing	-	-	-	-	-	-	-
Grant	-	-	-	-	-	-	-
Other	-	-	-	-	-	-	-
TOTAL	**$ 54,500**	**$ -**	**$ -**	**$ -**	**$ -**	**$ -**	**$ 54,500**

CIP PROJECT REQUEST FORM

PROJECT TITLE:	DEPARTMENT:	NUMBER:	PRIORITY:	PRIORITY:
Street Paving	Streets		ORGANIZATIONAL	DEPARTMENTAL 1

DESCRIPTION:

This project sets aside an annual appropriation to maintain streets within the Town. Current NCDOT standards state the life span of a road is 15 years. This life expectancy can vary depending on seasonal weather patterns, locations, etc. With 44+ miles of roads within the city limits on a 15 year cycle, we should be paving 3+ miles of road every year in order to maintain adequate infrastructure.

EXPENSE CLASSIFICATION	**FY21-22**	**FY22-23**	**FY23-24**	**FY24-25**	**FY25-26**	**FUTURE**	**TOTAL**
Planning/Design/Engineering	-	-	-	-	-	-	-
Land	-	-	-	-	-	-	-
Construction	250,000	250,000	250,000	250,000	250,000	250,000	1,500,000
Equipment	-	-	-	-	-	-	-
TOTAL	**$ 250,000**	**$ 250,000**	**$ 250,000**	**$ 250,000**	**$ 250,000**	**$ 250,000**	**$ 1,500,000**

REVENUE CLASSIFICATION	**FY21-22**	**FY22-23**	**FY23-24**	**FY24-25**	**FY25-26**	**FUTURE**	**TOTAL**
Operating Revenues	250,000	250,000	250,000	250,000	250,000	250,000	1,500,000
Debt/Financing	-	-	-	-	-	-	-
Grant	-	-	-	-	-	-	-
Other	-	-	-	-	-	-	-
TOTAL	**$ 250,000**	**$ 250,000**	**$ 250,000**	**$ 250,000**	**$ 250,000**	**$ 250,000**	**$ 1,500,000**

CIP PROJECT REQUEST FORM

PROJECT TITLE:	DEPARTMENT:	NUMBER:	PRIORITY:	PRIORITY:
Street Striping	Streets		ORGANIZATIONAL	DEPARTMENTAL 1

DESCRIPTION:

There are approximately 44+ miles of streets within the city limits. Many of these streets have either a single or double line stripe. The stripes should be repainted every three years to maintain visibility and reduce traffice flow issues.

EXPENSE CLASSIFICATION	FY21-22	FY22-23	FY23-24	FY24-25	FY25-26	FUTURE	TOTAL
Planning/Design/Engineering	-	-	-	-	-	-	-
Land	-	-	-	-	-	-	-
Construction	25,000	25,000	25,000	25,000	25,000	25,000	150,000
Equipment	-	-	-	-	-	-	-
TOTAL	**$ 25,000**	**$ 25,000**	**$ 25,000**	**$ 25,000**	**$ 25,000**	**$ 25,000**	**$ 150,000**

REVENUE CLASSIFICATION	FY21-22	FY22-23	FY23-24	FY24-25	FY25-26	FUTURE	TOTAL
Operating Revenues	25,000	25,000	25,000	25,000	25,000	25,000	150,000
Debt/Financing	-	-	-	-	-	-	-
Grant	-	-	-	-	-	-	-
Other	-	-	-	-	-	-	-
TOTAL	**$ 25,000**	**$ 25,000**	**$ 25,000**	**$ 25,000**	**$ 25,000**	**$ 25,000**	**$ 150,000**

CIP PROJECT REQUEST FORM

PROJECT TITLE:	DEPARTMENT:	NUMBER:	PRIORITY:	PRIORITY:
Dump Truck	Public Services - Streets		ORGANIZATIONAL	DEPARTMENTAL 1

DESCRIPTION:

This is to purchase a 2019 Ford F-750 Dump Truck with a 6.7 litre diesel engine, equiped with a 14' steel contractor dump bed with 36" sides, with an air dump thru barn style tail gate, electric tarping system and a pintle hitch and plate. This truck would replace a 1997 Ford F Series Dump Truck that is run down due to age and use. The PTO cables have been replaced numerous times due to a poor design. The bed has been patched numerous times due to wear and use. The cab is in poor condition. The front end is starting to cause problems that will most likely require an extensive rebuild of the front end, and the engine needs to be rebuilt. Total cost of these repairs is estimated to be over $25,000, and with the age of the truck, parts are becoming much more difficult to locate.

EXPENSE CLASSIFICATION	FY21-22	FY22-23	FY23-24	FY24-25	FY25-26	FUTURE	TOTAL
Planning/Design/Engineering	-	-	-	-	-	-	-
Land	-	-	-	-	-	-	-
Construction	-	-	-	-	-	-	-
Equipment	169,800	-	-	-	-	-	169,800
TOTAL	**$ 169,800**	**$ -**	**$ -**	**$ -**	**$ -**	**$ -**	**$ 169,800**

REVENUE CLASSIFICATION	FY21-22	FY22-23	FY23-24	FY24-25	FY25-26	FUTURE	TOTAL
Operating Revenues		-	-	-	-	-	-
Debt/Financing	-	-	-	-	-	-	-
Grant	169,800	-	-	-	-	-	169,800
Other	-	-	-	-	-	-	-
TOTAL	**$ 169,800**	**$ -**	**$ -**	**$ -**	**$ -**	**$ -**	**$ 169,800**

5700 - POWELL BILL DEPARTMENT
SUMMARY

Powell Bill funds are allocated to municipalities by the State under provisions of G.S. 136-41.2 for the purpose of maintaining public roads and thoroughfares, following restrictions and specific guidelines.

PROJECT DESCRIPTION	FY21-22	FY 22-23	FY 23-24	FY 24-25	FY 25-26	FUTURE	TOTAL
Sidewalk Replacement	20,000	25,000	25,000	25,000	25,000	-	120,000
Street Paving	250,000	250,000	250,000	250,000	250,000	250,000	1,500,000
Highway 9 Sidewalk	100,000	-	-	-	-	-	100,000
Bridge Replacement	-		800,000	-	-	-	800,000
Flat Creek Sidewalk Extension	-	-	75,000	-	-	-	75,000
TOTALS	**$ 370,000**	**$ 275,000**	**$1,150,000**	**$ 275,000**	**$ 275,000**	**$ 250,000**	**$ 2,595,000**

EXPENSE CLASSIFICATIONS	FY21-22	FY 22-23	FY 23-24	FY 24-25	FY 25-26	FUTURE	TOTAL
Planning/Design/Engineering	20,000	20,000	20,000	20,000	-	-	330,000
Land	-	-	-	-	-	-	-
Construction	270,000	275,000	1,150,000	275,000	275,000	250,000	2,495,000
Equipment	-	-	-	-	-	-	-
TOTALS	**$ 290,000**	**$ 295,000**	**$1,170,000**	**$ 295,000**	**$ 275,000**	**$ 250,000**	**$ 2,825,000**

REVENUE CLASSIFICATIONS	FY21-22	FY 22-23	FY 23-24	FY 24-25	FY 25-26	FUTURE	TOTAL
Operating Revenues	120,000	285,000	200,000	125,000	25,000	-	755,000
Debt/Financing	-	-	-	-	-	-	-
Grant	-	640,000	-	-	-	-	640,000
Other	-	-	-	-	-	-	-
TOTALS	**$ 120,000**	**$ 925,000**	**$ 200,000**	**$ 125,000**	**$ 25,000**	**$ -**	**$ 1,395,000**

Potential Grants	-	(640,000)	-	-	-	-	(640,000)
From Capital Reserve	-	-	-	-	-	-	-
Recon to Operating Budget	120,000	285,000	200,000	125,000	25,000	-	755,000

CIP PROJECT REQUEST FORM

PROJECT TITLE:	DEPARTMENT:	NUMBER:	PRIORITY:	PRIORITY:
Sidewalk Replacement/Repair	Powell Bill		ORGANIZATIONAL	DEPARTMENTAL 3

DESCRIPTION:

There are several locations throughout the Town where sidewalks have fallen into a state of disrepair and need to be repaired in order to more appropriately facilitate the flow of pedestrian traffic. The funding for this program does not include the construction of new sidewalks, but rather the renovation, repair and replacement of existing sidewalks. It should be noted that the funding for this project is likely not sufficient to maintain a high level of maintenance on the Town's sidewalk system and more funding would allow higher standards of repair.

EXPENSE CLASSIFICATION	FY21-22	FY 22-23	FY 23-24	FY 24-25	FY 25-26	FY 24-25	FUTURE	TOTAL
Planning/Design/Engineering	-	-	-	-	-		-	-
Land	-	-	-	-	-		-	-
Construction	20,000	25,000	25,000	25,000	25,000		-	120,000
Equipment	-	-	-	-	-		-	-
TOTAL	**$ 20,000**	**$ 25,000**	**$ 25,000**	**$ 25,000**	**$ 25,000**		**$ -**	**$ 120,000**

REVENUE CLASSIFICATION	FY21-22	FY 22-23	FY 23-24	FY 24-25	FY 25-26	FY 24-25	FUTURE	TOTAL
Operating Revenues	20,000	25,000	25,000	25,000	25,000		-	120,000
Debt/Financing	-	-	-	-	-		-	-
Grant	-	-	-	-	-		-	-
Other	-	-	-	-	-		-	-
TOTAL	**$ 20,000**	**$ 25,000**	**$ 25,000**	**$ 25,000**	**$ 25,000**		**$ -**	**$ 120,000**

CIP PROJECT REQUEST FORM

PROJECT TITLE:	DEPARTMENT:	NUMBER:	PRIORITY:	PRIORITY:
NC Hwy 9 Sidewalk Phase 1	Powell Bill		ORGANIZATIONAL	DEPARTMENTAL 4

DESCRIPTION:

This is phase 1 of a 4 phase sidewalk project that, at completion, will run from Blue Ridge Road to Old Lakey Gap Road. Linear footage of phase 1 TBD.

EXPENSE CLASSIFICATION	**FY21-22**	**FY 22-23**	**FY 23-24**	**FY 24-25**	**FY 25-26**	**FY 24-25**	**FUTURE**	**TOTAL**
Planning/Design/Engineering	20,000	20,000	20,000	20,000	-		-	80,000
Land	-	-	-	-	-		-	-
Construction	80,000	80,000	80,000	80,000	-		-	320,000
Equipment	-	-	-	-	-		-	-
TOTAL	**$ 100,000**	**$ 100,000**	**$ 100,000**	**$ 100,000**	**$ -**	**$**	**$ -**	**$ 400,000**

REVENUE CLASSIFICATION	**FY21-22**	**FY 22-23**	**FY 23-24**	**FY 24-25**	**FY 25-26**	**FY 24-25**	**FUTURE**	**TOTAL**
Operating Revenues	100,000	100,000	100,000	100,000	-		-	400,000
Debt/Financing	-	-	-	-	-		-	-
Grant	-	-	-	-	-		-	-
Other	-	-	-	-	-		-	-
TOTAL	**$ 100,000**	**$ 100,000**	**$ 100,000**	**$ 100,000**	**$ -**	**$**	**$ -**	**$ 400,000**

CIP PROJECT REQUEST FORM

PROJECT TITLE:	DEPARTMENT:	NUMBER:	PRIORITY:	PRIORITY:
Bridge Replacement	Streets		ORGANIZATIONAL	DEPARTMENTAL 1

DESCRIPTION:

Bridge # 100397 - Physically located on East Street (listed with State as Padgettown Road over Flat Creek Road) The existing structure is a one span timber deck on I-beams with reinforced concrete end bents. The 2016 bridge inspection report indicated a sufficiency rating of 36.27% and the bridge needs to be replaced. The Town requested state funding to help aid in the replacement of this bridge in March of 2017, and was denied. This structure is located in a residential area and provides access for all vehicles, including school buses and emergency services vehicles. It is vital to replace this bridge before it is deemed unsafe and potentially closed.

EXPENSE CLASSIFICATION	**FY21-22**	**FY 22-23**	**FY 23-24**	**FY 24-25**	**FY 25-26**	**FY 24-25**	**FUTURE**	**TOTAL**
Planning/Design/Engineering	-	250,000	-	-	-		-	250,000
Land	-	-	-	-	-		-	-
Construction	-	550,000	-	-	-		-	550,000
Equipment	-	-	-	-	-		-	-
TOTAL	**$ -**	**$ 800,000**	**$ -**	**$ -**	**$ -**	**$**	**$ -**	**$ 800,000**

REVENUE CLASSIFICATION	**FY21-22**	**FY 22-23**	**FY 23-24**	**FY 24-25**	**FY 25-26**	**FY 24-25**	**FUTURE**	**TOTAL**
Operating Revenues	-	160,000	-	-	-		-	160,000
Debt/Financing	-	-	-	-	-		-	-
Grant	-	640,000	-	-	-		-	640,000
Other	-	-	-	-	-		-	-
TOTAL	**$ -**	**$ 800,000**	**$ -**	**$ -**	**$ -**	**$**	**$ -**	**$ 800,000**

CIP PROJECT REQUEST FORM

PROJECT TITLE:	DEPARTMENT:	NUMBER:	PRIORITY:	PRIORITY:
Flat Creek Sidewalk Ext	Powell Bill		ORGANIZATIONAL	DEPARTMENTAL 6

DESCRIPTION:

This two-phase sidewalk project will extend the current sidewalk from Atkins Drive to Bartlett Street. The total distance is approximately 1,500 linear feet.

EXPENSE CLASSIFICATION	FY21-22	FY 22-23	FY 23-24	FY 24-25	FY 25-26	FY 24-25	FUTURE	TOTAL
Planning/Design/Engineering	-	-	-	-	-		-	-
Land	-	-	-	-	-		-	-
Construction	-	-	75,000	-	-		-	75,000
Equipment	-	-	-	-	-		-	-
TOTAL	**$ -**	**$ -**	**$ 75,000**	**$ -**	**$ -**	**$**	**$ -**	**$ 75,000**

REVENUE CLASSIFICATION	FY21-22	FY 22-23	FY 23-24	FY 24-25	FY 25-26	FY 24-25	FUTURE	TOTAL
Operating Revenues	-	-	75,000	-	-		-	75,000
Debt/Financing	-	-	-	-	-		-	-
Grant	-	-	-	-	-		-	-
Other	-	-	-	-	-		-	-
TOTAL	**$ -**	**$ -**	**$ 75,000**	**$ -**	**$ -**	**$**	**$ -**	**$ 75,000**

6190 - RECREATION DEPARTMENT
SUMMARY

The Black Mountain Recreation and Parks Department, in partnership with our citizens and with respect to our environment, will provide community-based recreation programs, wellness opportunities, facilities and services to enrich the quality of life in Black Mountain. The Department provides programming for children, adolescents, adults, and senior citizens.

PROJECT DESCRIPTION	FY 21-22	FY 22-23	FY 23-24	FY 24-25	FY 25-26	FUTURE	TOTAL
Vehicles	30,000	-	-	-	-	-	30,000
Grey Eagle	15,000	50,000	-	-	-	-	65,000
PARTF Veterans Park	40,000			-	-	-	40,000
Veterans Park	-	-	-	-	-	205,000	205,000
Lake Tomahawk	18,100	25,000	-	-	-	-	43,100
Paving Projects in Parks	-	30,000	30,000	25,000	-	-	85,000
New Parks	-	30,000	-	150,000	-	730,000	910,000
Tennis Courts	60,000		-	-	-	-	60,000
Cragmont Park Renovation	-	-	-	-	-	845,000	845,000
TOTAL	**$ 163,100**	**$ 135,000**	**$ 30,000**	**$ 175,000**	**$ -**	**$ 1,780,000**	**$ 2,283,100**

EXPENSE CLASSIFICATION	FY 21-22	FY 22-23	FY 23-24	FY 24-25	FY 25-26	FUTURE	TOTAL
Planning/Design/Engineering	10,000	15,000	10,500	30,000	-	215,000	280,500
Land	-	-	160,000	-	-	70,000	230,000
Construction	83,100	250,000	132,500	145,000	-	1,495,000	2,105,600
Equipment	30,000	100,000	-	-	-	29,500	159,500
TOTAL	**$ 123,100**	**$ 365,000**	**$ 303,000**	**$ 175,000**	**$ -**	**$ 1,809,500**	**$ 2,775,600**

REVENUE CLASSIFICATION	FY 21-22	FY 22-23	FY 23-24	FY 24-25	FY 25-26	FUTURE	TOTAL
Operating Revenues	123,100	252,500	166,500	100,000	-	919,500	1,561,600
Debt/Financing	-	-	-	-	-	-	-
Grant	-	112,500	136,500	75,000	-	890,000	1,214,000
Other	-	-	-	-	-	-	-
TOTAL	**$ 123,100**	**$ 365,000**	**$ 303,000**	**$ 175,000**	**$ -**	**$ 1,809,500**	**$ 2,775,600**

Potential Grants	-	(112,500)	(136,500)	(75,000)	-	(890,000)	(1,214,000)
From Capital Reserve	-	-	-	-	-	-	-
Recon to Operating Budget	123,100	252,500	166,500	100,000	-	919,500	1,561,600

CIP PROJECT REQUEST FORM

PROJECT TITLE:	DEPARTMENT:	NUMBER:	PRIORITY:	PRIORITY:
Vehicles	Recreation & Parks		ORGANIZATIONAL	DEPARTMENTAL 6

DESCRIPTION:
Replacement for the 1998 Ford Van. The van has mileage of over 92,000 miles, and the department is seeking to replace it with another van that can seat at least 14 passengers.

EXPENSE CLASSIFICATION	FY 21-22	FY 22-23	FY 23-24	FY 24-25	FY 25-26	FUTURE	TOTAL
Planning/Design/Engineering	-	-	-	-	-	-	-
Land	-	-	-	-	-	-	-
Construction	-	-		-	-	-	-
Equipment	30,000	-	-	-	-	-	30,000
TOTAL	**$ 30,000**	**$ -**	**$ -**	**$ -**	**$ -**	**$ -**	**$ 30,000**

REVENUE CLASSIFICATION	FY 21-22	FY 22-23	FY 23-24	FY 24-25	FY 25-26	FUTURE	TOTAL
Operating Revenues	30,000	-	-	-	-	-	30,000
Debt/Financing	-	-	-	-	-	-	-
Grant	-	-	-	-	-	-	-
Other	-	-	-	-	-	-	-
TOTAL	**$ 30,000**	**$ -**	**$ -**	**$ -**	**$ -**	**$ -**	**$ 30,000**

CIP PROJECT REQUEST FORM

PROJECT TITLE:	DEPARTMENT:	NUMBER:	PRIORITY:	PRIORITY:
Grey Eagle	Recreation & Parks		ORGANIZATIONAL	DEPARTMENTAL 6

DESCRIPTION:
Ceiling/roof repair - The roof at Grey Eagle has leaked in the past and is need of repair. This is a short term fix as the Town is investigating the best long term solution to this issue.

New Turf for Playing Surface - $50,000 - The original surface was installed in 2006 and nearing its end of useful life.

EXPENSE CLASSIFICATION	FY 21-22	FY 22-23	FY 23-24	FY 24-25	FY 25-26	FUTURE	TOTAL
Planning/Design/Engineering	-	-	-	-	-	-	-
Land	-	-	-	-	-	-	-
Construction	15,000	50,000		-	-	-	65,000
Equipment		-	-	-	-	-	-
TOTAL	**$ 15,000**	**$ 50,000**	**$ -**	**$ -**	**$ -**	**$ -**	**$ 65,000**

REVENUE CLASSIFICATION	FY 21-22	FY 22-23	FY 23-24	FY 24-25	FY 25-26	FUTURE	TOTAL
Operating Revenues	15,000	50,000	-	-	-	-	65,000
Debt/Financing	-	-	-	-	-	-	-
Grant	-	-	-	-	-	-	-
Other	-	-	-	-	-	-	-
TOTAL	**$ 15,000**	**$ 50,000**	**$ -**	**$ -**	**$ -**	**$ -**	**$ 65,000**

CIP PROJECT REQUEST FORM

PROJECT TITLE:	DEPARTMENT:	NUMBER	PRIORITY:	PRIORITY:
Carver Renovation	Recreation & Parks		ORGANIZATIONAL	DEPARTMENTAL 2

DESCRIPTION:

FY18-19 Request

Carver Kitchen $30,000 - Renovation of the current Carver Kitchen to enable the space to be used for cooking demonstrations, canning, and rentals. The Carver Kitchen will be a good candidate for grant funding, possibly from the Community Foundation.

Future years request

HVAC $30,000 - HVAC upgrades would be to upgrade each room with air conditioning. The Auditorium and the Kitchen currently do not have air conditioning.

Painting $5,000 - The exterior eaves, annex, auditorium, and cafeteria are in need of being repainted.

Front Awning - $10,000 - This will cover the current awning facing blue ridge road. This will be a facade structure that will encapsulate the current structure.

Water Catch System $12,500 - Establish a water catch cistern system much like the one at Grey Eagle. Water may be used for the new raised bed garden plots but it would need to be tested first. This sytem would also tie into the current bathrooms at Carver and allow us to use rainwater to flush toilets and possibly use for water replenishment of the boiler system. This project will be a good candidate for grant funding, possibly from the Community Foundation.

Greenhouse $11,000 - Carver has been the best site proposed for a greenhouse to supplement our community gardens. Depending on the size of the greenhouse, plots could be rented to the gardeners for starts and winter gardening.

Outside Shade/Stage $6,000 - Establish an area near the Carver playground for music, dancing, or other small performances. The area could also be used for shade during the hot summer months.

EXPENSE CLASSIFICATION	FY 21-22	FY 22-23	FY 23-24	FY 24-25	FY 25-26	FUTURE	TOTAL
Planning/Design/Engineering	-	-	-	-	-	-	-
Land	-	-	-	-	-	-	-
Construction	-	-	-	-	-	-	-
Equipment	-	45,000	-	-		29,500	74,500
TOTAL	**$ -**	**$ 45,000**	**$ -**	**$ -**	**$ -**	**$ 29,500**	**$ 74,500**

REVENUE CLASSIFICATION	FY 21-22	FY 22-23	FY 23-24	FY 24-25	FY 25-26	FUTURE	TOTAL
Operating Revenues	-	45,000		-	-	29,500	74,500
Debt/Financing	-	-	-	-	-	-	-
Grant				-	-	-	-
Other	-	-	-	-	-	-	-
TOTAL	**$ -**	**$ 45,000**	**$ -**	**$ -**	**$ -**	**$ 29,500**	**$ 74,500**

CIP PROJECT REQUEST FORM

PROJECT TITLE:	DEPARTMENT:	NUMBER	PRIORITY:	PRIORITY:
PARTF Grant for Black Mountain Veterans Park	Recreation & Parks		ORGANIZATIONAL	DEPARTMENTAL 1

DESCRIPTION:

The improvements at Veterans Park include the items that will be included in the PARTF application as well as several other improvements that are needed.
PARTF:
Land Acquisition: Approximately $80,000. Valued at approximately $160,000. (The $80,000 difference between valuation and anticipated sale price has been shown as other in FY 20) This number will change based on appraisal and negotiations.
Playground - $40,000 - Similar in size to the playground at the Carver Center. Currently Veterans Park does not have a playground.
Planning/Design/Construction - $25,000 - (Split between FY 18 and FY 19) This would be to execute the PARTF grant. This would also include costs for property appraisal if necessary for acquisition.
Picnic Pavilion - $40,000 - The pavilion would be smaller than the pavilion located at Lake Tomahawk, and located on the north side of the interstate near the baseball fields. This would serve as a second rentable location for birthdays, family gatherings, and other events. The price of the picnic pavilion may be offset by a donation from Kiwanis. (The $40,000 is shown as other in FY 19)
Year Round Restrooms - $100,000 - These restrooms would be independent of the current seasonal restrooms. These restrooms would service the pavilion and playground area. These bathrooms would allow us to eliminate the current use of port-o-pottys and provide service year round.
Streambank Stabilization - $10,000 - This would be for engineering that would allow Public Works staff to repair streambanks throughout the park with best practices in mind. The materials for each stabilization area would be in addition to the costs of the engineering.
Fishing Pier - $2,500 Small fishing pier for the area south of I-40. The exact spot will be identified by Fish and Wildlife and the structure will be built by Public Services.
Trailhead - $10,000 - This trailhead will be built off of the new parking area and include an interpretive sign as well as approximately 1000 ft. of trail. *This piece is contingent on land acquisition.
Parking Lot - $10,000 - This gravel parking lot will be on the piece of property to be acquired. This will include clearing the area, grading, and gravel.
*This piece is contingent on land acquisition.
Contingency - $10,625 - This is a 5% contingency based on the development costs of the project.

EXPENSE CLASSIFICATION	FY 21-22	FY 22-23	FY 23-24	FY 24-25	FY 25-26	FUTURE	TOTAL
Planning/Design/Engineering	-	15,000	10,500	-	-		25,500
Land	-	-	160,000	-		-	160,000
Construction	-	110,000	102,500	-	-		212,500
Equipment	-		-	-	-	-	-
TOTAL	**$ -**	**$ 125,000**	**$ 273,000**	**$ -**	**$ -**	**$ -**	**$ 398,000**

REVENUE CLASSIFICATION	FY 21-22	FY 22-23	FY 23-24	FY 24-25	FY 25-26	FUTURE	TOTAL
Operating Revenues	-	32,500	136,500	-	-	-	169,000
Debt/Financing	-	-		-	-	-	-
Grant	-	92,500	136,500	-	-	-	229,000
Other	-	-	-	-	-	-	-
TOTAL	**-**	**125,000**	**273,000**	**-**	**-**	**-**	**398,000**

CIP PROJECT REQUEST FORM

PROJECT TITLE:	DEPARTMENT:	NUMBER	PRIORITY:	PRIORITY:
Black Mountain Veterans Park	Recreation & Parks		ORGANIZATIONAL	DEPARTMENTAL 4

DESCRIPTION:

Outdoor Kitchen - $30,000 - The outdoor kitchen would be a covered kitchen located on the south side of the interstate, near the Community Garden, and be used for cooking demonstrations and gatherings for gardeners and other park visitors.

Updated Fencing - $25,000 - This fencing would replace the current backstops and dugout fencing, which are showing signs of age.

Drainage Improvements - $150,000 - Drainage improvements in the ballfield areas are needed throughout the park and would reduce the impact of high water situations in the river. This would not eliminate flooding but would reduce damages caused during flooding situations. This drainage would also help reduce downtime for fields after rain events.

EXPENSE CLASSIFICATION	FY 21-22	FY 22-23	FY 23-24	FY 24-25	FY 25-26	FUTURE	TOTAL
Planning/Design/Engineering	-	-	-	-	-	15,000	15,000
Land	-	-	-	-	-	-	-
Construction	-	-	-	-	-	190,000	190,000
Equipment	-	-	-	-	-	-	-
TOTAL	**$ -**	**$ -**	**$ -**	**$ -**	**$ -**	**$ 205,000**	**$ 205,000**

REVENUE CLASSIFICATION	FY 21-22	FY 22-23	FY 23-24	FY 24-25	FY 25-26	FUTURE	TOTAL
Operating Revenues	-	-	-	-	-	102,500	102,500
Debt/Financing	-	-	-	-	-	-	-
Grant	-	-	-	-	-	102,500	102,500
Other	-	-	-	-	-	-	-
TOTAL	**$ -**	**$ -**	**$ -**	**$ -**	**$ -**	**$ 205,000**	**$ 205,000**

CIP PROJECT REQUEST FORM

PROJECT TITLE:	DEPARTMENT:	NUMBER	PRIORITY:	PRIORITY:
Lake Tomahawk	Recreation & Parks		ORGANIZATIONAL	DEPARTMENTAL 3

DESCRIPTION:

Replacing Sub-Floor in upstairs bathroom - $5,000 - sub-floor in the upstairs bathroom is rotting and showing signs of water damage. Exterior Paint - $13,100 - The exterior of the Lakeview Center needs repainting. New Windows - $25,000 - Replace all windows at the Lakeview Center (both upstairs and downstairs). Many of the current windows have trouble opening and closing, and were initially installed over fifteen years ago.

EXPENSE CLASSIFICATION	FY 21-22	FY 22-23	FY 23-24	FY 24-25	FY 25-26	FUTURE	TOTAL
Planning/Design/Engineering	-	-	-	-	-	-	-
Land	-	-	-	-	-	-	-
Construction	18,100	-	-	-	-	-	18,100
Equipment		25,000	-	-	-	-	25,000
TOTAL	**$ 18,100**	**$ 25,000**	**$ -**	**$ -**	**$ -**	**$ -**	**$ 43,100**

REVENUE CLASSIFICATION	FY 21-22	FY 22-23	FY 23-24	FY 24-25	FY 25-26	FUTURE	TOTAL
Operating Revenues	18,100	25,000	-	-	-	-	43,100
Debt/Financing	-	-	-	-	-	-	-
Grant	-		-	-	-	-	-
Other	-	-	-	-	-	-	-
TOTAL	**$ 18,100**	**$ 25,000**	**$ -**	**$ -**	**$ -**	**$ -**	**$ 43,100**

CIP PROJECT REQUEST FORM

PROJECT TITLE:	DEPARTMENT:	NUMBER	PRIORITY:	PRIORITY:
Paving Projects in Parks	Recreation & Parks		ORGANIZATIONAL	DEPARTMENTAL 4

DESCRIPTION:

Future years request

Carver Center - $15,000 - Add additional parking to the rear of the Carver Center and finish trailhead improvements for new nature trail. This would add about 12 spaces to the current parking lot. The area to be paved is on the southern portion of the parking lot near the new playground. Currently this spot is grass.

Repave In The Oaks Trail - $40,000 - This will require some asphalt removal, grading, rebuilding trail base, and repaving. This project is a high priority because of the high amount of use on this trail. This trail was originally created circa 1999.

Grey Eagle Arena - This is an area that currently could last a couple more years but will need to be upgraded in the near future. This would only involve repaving the current parking area in the front of the building. Estimated at $15,000

Black Mountain Veterans Park - Paving at Veterans Park would be to add handicap parking and improve drainage. Estimated at $15,000.

EXPENSE CLASSIFICATION	FY 21-22	FY 22-23	FY 23-24	FY 24-25	FY 25-26	FUTURE	TOTAL
Planning/Design/Engineering	-	-	-	-	-	-	-
Land	-	-	-	-	-	-	-
Construction	-	30,000	30,000	25,000	-	-	85,000
Equipment	-	-	-	-	-	-	-
TOTAL	**$ -**	**$ 30,000**	**$ 30,000**	**$ 25,000**	**$ -**	**$ -**	**$ 85,000**

REVENUE CLASSIFICATION	FY 21-22	FY 22-23	FY 23-24	FY 24-25	FY 25-26	FUTURE	TOTAL
Operating Revenues	-	30,000	30,000	25,000	-	-	85,000
Debt/Financing	-	-	-	-	-	-	-
Grant	-	-	-	-	-	-	-
Other	-	-	-	-	-	-	-
TOTAL	**$ -**	**$ 30,000**	**$ 30,000**	**$ 25,000**	**$ -**	**$ -**	**$ 85,000**

CIP PROJECT REQUEST FORM

PROJECT TITLE:	DEPARTMENT:	NUMBER:	PRIORITY:	PRIORITY:
New Parks	Recreation & Parks		ORGANIZATIONAL	DEPARTMENTAL 7

DESCRIPTION:

FY18-19 Request

Portable Pump Track - $30,000 - For bikes and skateboards. 2/3 funded by grants. This would be located inside of Grey Eagle or the recently acquired property at 304 Black Mountain Avenue

Future years request

World Class Disc Golf facility at either the watershed, Goodson Cove, or other area that has not presented itself. $150,000
-This project would be a good candidate for a TDA grant.

Mountain Biking Park at the watershed $70,000

Outdoor basketball courts $100,000

New Gymnasium $500,000

Pickleball Courts - $60,000 - Location to be determined. This would be to build four pickleball courts.

Hemphill Property - TBD

EXPENSE CLASSIFICATION	FY 21-22	FY 22-23	FY 23-24	FY 24-25	FY 25-26	FUTURE	TOTAL
Planning/Design/Engineering	-	-	-	30,000	-	100,000	130,000
Land	-	-	-	-	-	70,000	70,000
Construction	-	-	-	120,000	-	560,000	680,000
Equipment	-	30,000		-	-	-	30,000
TOTAL	**$ -**	**$ 30,000**	**$ -**	**$ 150,000**	**$ -**	**$ 730,000**	**$ 910,000**

REVENUE CLASSIFICATION	FY 21-22	FY 22-23	FY 23-24	FY 24-25	FY 25-26	FUTURE	TOTAL
Operating Revenues	-	10,000	-	75,000	-	365,000	450,000
Debt/Financing	-	-	-	-	-	-	-
Grant	-	20,000	-	75,000	-	365,000	460,000
Other	-	-	-	-	-	-	-
TOTAL	**$ -**	**$ 30,000**	**$ -**	**$ 150,000**	**$ -**	**$ 730,000**	**$ 910,000**

CIP PROJECT REQUEST FORM

PROJECT TITLE:	DEPARTMENT:	NUMBER	PRIORITY:	PRIORITY:
Lake Tomahawk Tennis Courts	Recreation & Parks		ORGANIZATIONAL	DEPARTMENTAL 8

DESCRIPTION:

The Town will contribute $120,000 over the next two fiscal years to raise and resurface the courts at Lake Tomahawk.

EXPENSE CLASSIFICATION	FY 21-22	FY 22-23	FY 23-24	FY 24-25	FY 25-26	FUTURE	TOTAL
Planning/Design/Engineering	10,000	-	-	-	-	-	10,000
Land	-	-	-	-	-	-	-
Construction	50,000	60,000	-	-	-	-	110,000
Equipment	-	-	-	-	-	-	-
TOTAL	**$ 60,000**	**$ 60,000**	**$ -**	**$ -**	**$ -**	**$ -**	**$ 120,000**

REVENUE CLASSIFICATION	FY 21-22	FY 22-23	FY 23-24	FY 24-25	FY 25-26	FUTURE	TOTAL
Operating Revenues	60,000	60,000	-	-	-	-	120,000
Debt/Financing	-	-	-	-	-	-	-
Grant	-	-	-	-	-	-	-
Other	-	-	-	-	-	-	-
TOTAL	**$ 60,000**	**$ 60,000**	**$ -**	**$ -**	**$ -**	**$ -**	**$ 120,000**

CIP PROJECT REQUEST FORM

PROJECT TITLE:	DEPARTMENT:	NUMBER	PRIORITY:	PRIORITY:
Cragmont Park Renovation	Recreation & Parks		ORGANIZATIONAL	DEPARTMENTAL 8

DESCRIPTION:

These improvements were identified in the Lake Tomahawk Master Plan that was completed in 2008.

Walking Trail $40,000 - Similar to the trail at Lake Tomahawk. The trail would follow around the perimeter of the park.

Year Round Restroom Facilities - $100,000 - Similar to the restroom facilites at Town Square.

Small Pavilion - 30,000 - This pavilion would be similar in size to the pavilion proposed for Rec Park. This pavilion would be smaller than the pavilion located at Lake Tomahawk.

Six Tennis Courts - $600,000 - These tennis courts would replace the two courts at Lake Tomahawk and the two courts currently at Cragmont Park.

Playground - $75,000 - The proposed playground for Cragmont Park would be more of destination type of playground than the one currently at the Carver Center. This playground could have a section dedicated for children ages 2-5 as well as the standard 5-12 area. Currently we do not have a playground dedicated to the 2-5 age range.

Planning, engineering, survey, etc. - $100,000 - This would be approximately 12% of the total cost of the project.

This project would be a good candidate for a Parks and Recreation Trust Fund Grant as well as possible potential for private fundraising campaign.

EXPENSE CLASSIFICATION	FY 21-22	FY 22-23	FY 23-24	FY 24-25	FY 25-26	FUTURE	TOTAL
Planning/Design/Engineering	-	-	-	-	-	100,000	100,000
Land	-	-	-	-	-	-	-
Construction	-	-	-	-	-	745,000	745,000
Equipment	-	-	-	-	-	-	-
TOTAL	**$ -**	**$ -**	**$ -**	**$ -**	**$ -**	**$ 845,000**	**$ 845,000**

REVENUE CLASSIFICATION	FY 21-22	FY 22-23	FY 23-24	FY 24-25	FY 25-26	FUTURE	TOTAL
Operating Revenues	-	-	-	-	-	422,500	422,500
Debt/Financing	-	-	-	-	-	-	-
Grant	-	-	-	-	-	422,500	422,500
Other	-	-	-	-	-	-	-
TOTAL	**$ -**	**$ -**	**$ -**	**$ -**	**$ -**	**$ 845,000**	**$ 845,000**

3091 - WATER DEPARTMENT
SUMMARY

The Water division of the Public Services Department is responsible for water production via wells and water purchased from the City of Asheville. Other responsibilities include water distribution, maintenance of storage tanks, pumps , in ground water lines, valves and meters, and dam compliance.

PROJECT DESCRIPTION	FY 21-22	FY 22-23	FY 23-24	FY 24-25	FY 25-26	FUTURE	TOTAL
General waterline maint//replacement	100,000	100,000	100,000	100,000	100,000	100,000	600,000
Montreat Road Waterline	-	-	500,000	500,000	-	-	1,000,000
Asheville waterline transfer	250,000	250,000	-	-	-	-	500,000
Hwy 70 waterline replacment	550,000	-	-	-	-	-	550,000
Well Pumps	-	-	-	-	-	-	-
NC 9 Line	-	-	-	-	-	750,000	750,000
AMR	125,000	125,000	125,000	125,000	-	-	500,000
Tractor	-	65,000	-	-	-	-	65,000
Water Valves	12,000	-	-	-	-	-	12,000
TOTALS	**$ 1,037,000**	**$ 540,000**	**$ 725,000**	**$ 725,000**	**$ 100,000**	**$ 850,000**	**$ 3,977,000**

EXPENSE CLASSIFICATION	FY 21-22	FY 22-23	FY 23-24	FY 24-25	FY 25-26	FUTURE	TOTAL
Planning/Design/Engineering	-	-	50,000	50,000	-	100,000	200,000
Land	-	-	-	-	-	-	-
Construction	100,000	100,000	550,000	550,000	100,000	750,000	2,150,000
Equipment	137,000	190,000	125,000	125,000	-	-	577,000
TOTALS	**$ 237,000**	**$ 290,000**	**$ 725,000**	**$ 725,000**	**$ 100,000**	**$ 850,000**	**$ 2,927,000**

REVENUE CLASSIFICATION	FY 21-22	FY 22-23	FY 23-24	FY 24-25	FY 25-26	FUTURE	TOTAL
Operating Revenues	237,000	290,000	725,000	725,000	100,000	850,000	2,927,000
Debt/Financing	-	-	-	-	-	-	-
Grant	-	-	-	-	-	-	-
Other	-	-	-	-	-	-	-
TOTALS	**$ 237,000**	**$ 290,000**	**$ 725,000**	**$ 725,000**	**$ 100,000**	**$ 850,000**	**$ 2,927,000**

CIP PROJECT REQUEST FORM

PROJECT TITLE:	NUMBER:	PRIORITY:	PRIORITY:
General Waterline Maintenance		ORGANIZATIONAL	DEPARTMENTAL 1

DESRIPTION:

The lifespan of the average cast or PVC waterline is approximately 75-100 years. There are approximately 64 miles of waterlines owned by the Town. This means the Town needs to replace around 1 mile each fiscal year. Cost will vary depending on the waterline size, composition and also on other water projects that may arise.

EXPENSE CLASSIFICATION	FY21-22	FY22-23	FY23-24	FY24-25	FY25-26	FUTURE	TOTAL
Planning/Design/Engineering	-	-	-	-	-	-	-
Land	-	-	-	-	-	-	-
Construction	100,000	100,000	100,000	100,000	100,000	100,000	600,000
Equipment	-	-	-	-		-	-
TOTAL	**$ 100,000**	**$ 100,000**	**$ 100,000**	**$ 100,000**	**$ 100,000**	**$ 100,000**	**$ 600,000**

REVENUE CLASSIFICATION	FY21-22	FY22-23	FY23-24	FY24-25	FY25-26	FUTURE	TOTAL
Operating Revenues	100,000	100,000	100,000	100,000	100,000	100,000	600,000
Debt/Financing	-	-	-	-		-	-
Grant	-	-	-	-		-	-
Other	-	-	-	-		-	-
TOTAL	**$ 100,000**	**$ 100,000**	**$ 100,000**	**$ 100,000**	**$ 100,000**	**$ 100,000**	**$ 600,000**

CIP PROJECT REQUEST FORM

PROJECT TITLE:	DEPARTMENT:	NUMBER:	PRIORITY:	PRIORITY:
Montreat Road Water Line Replacement	Water		ORGANIZATIONAL	DEPARTMENTAL

DESCRIPTION:

This project is to replace a 6" ductile iron pipe that is approximately 65 years old from the Country Food Store on Montreat Road to the Montreat Gate. This line will be replaced with an 8" ductile iron pipe.

EXPENSE CLASSIFICATION	FY 21-22	FY 22-23	FY 23-24	FY 24-25	FY 25-26	FUTURE	TOTAL
Planning/Design/Engineering	-	-	50,000	50,000	-	-	100,000
Land	-	-	-	-	-	-	-
Construction	-	-	450,000	450,000	-	-	900,000
Equipment	-	-	-	-	-	-	-
TOTAL	**$ -**	**$ -**	**$ 500,000**	**$ 500,000**	**$ -**	**$ -**	**$ 1,000,000**

REVENUE CLASSIFICATION	FY 21-22	FY 22-23	FY 23-24	FY 24-25	FY 25-26	FUTURE	TOTAL
Operating Revenues	-	-	500,000	500,000	-	-	1,000,000
Debt/Financing	-	-	-	-	-	-	-
Grant	-	-	-	-	-	-	-
Other	-	-	-	-	-	-	-
TOTAL	**$ -**	**$ -**	**$ 500,000**	**$ 500,000**	**$ -**	**$ -**	**$ 1,000,000**

CIP PROJECT REQUEST FORM

PROJECT TITLE:	DEPARTMENT:	NUMBER:	PRIORITY:	PRIORITY:
Well pumps	Water		ORGANIZATIONAL	DEPARTMENTAL 1

DESCRIPTION:

This is to replace the pump, motor, piping and wiring on Well #17. When this well is pulled their will be a 24 hour draw down test performed to get the accurate gallons per minute by determining what the well will yield. This well has a history of sucking air into the system and due to age and inefficiency and needs to be replaced.

EXPENSE CLASSIFICATION	FY 21-22	FY 22-23	FY 23-24	FY 24-25	FY 25-26	FUTURE	TOTAL
Planning/Design/Engineering	-	-	-	-	-	-	-
Land	-	-	-	-	-	-	-
Construction	-	-	-	-	-	-	-
Equipment	-	-	-	-	-	-	-
TOTAL	**$ -**	**$ -**	**$ -**	**$ -**	**$ -**	**$ -**	**$ -**

REVENUE CLASSIFICATION	FY 21-22	FY 22-23	FY 23-24	FY 24-25	FY 25-26	FUTURE	TOTAL
Operating Revenues	-	-	-	-	-	-	-
Debt/Financing	-	-	-	-	-	-	-
Grant	-	-	-	-	-	-	-
Other	-	-	-	-	-	-	-
TOTAL	**$ -**	**$ -**	**$ -**	**$ -**	**$ -**	**$ -**	**$ -**

CIP PROJECT REQUEST FORM

PROJECT TITLE:	DEPARTMENT:	NUMBER:	PRIORITY:	PRIORITY:
NC 9 Water Line Replacement	Water		ORGANIZATIONAL	DEPARTMENTAL 1

DESCRIPTION:

The existing water line running from the railroad tracks at NC 9 to Dogwood Lane is an 8" to 6" AC line. In the last year, the Town has repaired two major breaks. This line is outdated and needs to be replaced with 10" ductile line. Due to the complexity of the project, it will have to be contracted out. Therefore, quotes would have to be obtained to give accurate budget projections.

EXPENSE CLASSIFICATION	FY 21-22	FY 22-23	FY 23-24	FY 24-25	FY 25-26	FUTURE	TOTAL
Planning/Design/Engineering	-	-	-	-	-	100,000	100,000
Land	-	-	-	-	-	-	-
Construction	-	-	-	-	-	650,000	650,000
Equipment	-	-	-	-	-	-	-
TOTAL	**$ -**	**$ -**	**$ -**	**$ -**	**$ -**	**$ 750,000**	**$ 750,000**

REVENUE CLASSIFICATION	FY 21-22	FY 22-23	FY 23-24	FY 24-25	FY 25-26	FUTURE	TOTAL
Operating Revenues	-	-	-	-	-	750,000	750,000
Debt/Financing	-	-	-	-	-	-	-
Grant	-	-	-	-	-	-	-
Other	-	-	-	-	-	-	-
TOTAL	**$ -**	**$ -**	**$ -**	**$ -**	**$ -**	**$ 750,000**	**$ 750,000**

CIP PROJECT REQUEST FORM

PROJECT TITLE:	DEPARTMENT:	NUMBER:	PRIORITY:	PRIORITY:
AMR	Water		ORGANIZATIONAL	DEPARTMENTAL 1

DESCRIPTION:

In recent years, the technology involved in automatic meter reads has improved greatly. Montreat and Asheville have successfully used AMR's for the past four years. The Assistant Town Manager and Public Services staff have spent time observing the operation of these meters and questioning the staff from Montreat and Asheville, and have become very impressed with the reliability of the product. Montreat is able to read all 700 of their meters in one hour. The Town has been testing 50 meters for the last eighteen months and the results have been very positive. Moving to automated meters will free up the meter reader position to work on public services or water projects for a minimum of three weeks of every month, as well as provide the Town with better information when excessive water use occurs in customer usage. The switchover to the AMR is planned over five years. The payback on this project is expected to be between five and seven and a half years.

EXPENSE CLASSIFICATION	FY 21-22	FY 22-23	FY 23-24	FY 24-25	FY 25-26	FUTURE	TOTAL
Planning/Design/Engineering	-	-	-	-	-	-	-
Land	-	-	-	-	-	-	-
Construction	-	-	-	-	-	-	-
Equipment	125,000	125,000	125,000	125,000	-	-	500,000
TOTAL	**$ 125,000**	**$ 125,000**	**$ 125,000**	**$ 125,000**	**$ -**	**$ -**	**$ 500,000**

REVENUE CLASSIFICATION	FY 21-22	FY 22-23	FY 23-24	FY 24-25	FY 25-26	FUTURE	TOTAL
Operating Revenues	125,000	125,000	125,000	125,000	-	-	500,000
Debt/Financing	-	-	-	-	-	-	-
Grant	-	-	-	-	-	-	-
Other	-	-	-	-	-	-	-
TOTAL	**$ 125,000**	**$ 125,000**	**$ 125,000**	**$ 125,000**	**$ -**	**$ -**	**$ 500,000**

CIP PROJECT REQUEST FORM

PROJECT TITLE:	DEPARTMENT:	NUMBER:	PRIORITY:	PRIORITY:
Tractor	Public Services - Streets		ORGANIZATIONAL	DEPARTMENTAL 1

DESCRIPTION:

The The Water Department is requesting to purchase an enclosed cab Kubota L Series Diesel Tractor. This is a 60 horse power tractor equipped with a Hydrostatic Transmission, four wheel drive, a front loader, 84 inch hydraulic front blade, and an 80 inch commercial snow blower. This will replace an early 1970's two wheel drive gas tractor that is only used for bush hogging and mowing. This Kubota tractor will be a multi-use tractor to include mowing, bush hogging, cultivating, excavation,and snow removal in the downtown and high country.

EXPENSE CLASSIFICATION	FY21-22	FY22-23	FY23-24	FY24-25	FY25-26	FUTURE	TOTAL
Planning/Design/Engineering	-	-	-	-	-	-	-
Land	-	-	-	-	-	-	-
Construction	-	-	-	-	-	-	-
Equipment	-	65,000	-	-	-	-	65,000
TOTAL	**$ -**	**$ 65,000**	**$ -**	**$ -**	**$ -**	**$ -**	**$ 65,000**

REVENUE CLASSIFICATION	FY21-22	FY22-23	FY23-24	FY24-25	FY25-26	FUTURE	TOTAL
Operating Revenues	-	65,000	-	-	-	-	65,000
Debt/Financing	-	-	-	-	-	-	-
Grant	-	-	-	-	-	-	-
Other	-	-	-	-	-	-	-
TOTAL	**$ -**	**$ 65,000**	**$ -**	**$ -**	**$ -**	**$ -**	**$ 65,000**

CIP PROJECT REQUEST FORM

PROJECT TITLE:	DEPARTMENT:	NUMBER:	PRIORITY:	PRIORITY:
Cut in Valves	Water		ORGANIZATIONAL	DEPARTMENTAL 1

DESCRIPTION:

The Town currently has a six inch water line that feeds through the area of I-40 and High Way 9 to Ingles I -Market. This line has high pressure with no way to currently isolate during a leak which makes it very difficult for crews to fix. This funding would be to have two cut in valves installed under pressure to isolate this section of line for crews to perform maintenance safely and to minimize water shortage.

EXPENSE CLASSIFICATION	FY 21-22	FY 22-23	FY 23-24	FY 24-25	FY 25-26	FUTURE	TOTAL
Planning/Design/Engineering	-	-	-	-	-	-	-
Land	-	-	-	-	-	-	-
Construction	-	-	-	-	-	-	-
Equipment	12,000	-	-	-	-	-	12,000
TOTAL	**$ 12,000**	**$ -**	**$ -**	**$ -**	**$ -**	**$ -**	**$ 12,000**

REVENUE CLASSIFICATION	FY 21-22	FY 22-23	FY 23-24	FY 24-25	FY 25-26	FUTURE	TOTAL
Operating Revenues	12,000	-	-	-	-	-	12,000
Debt/Financing	-	-	-	-	-	-	-
Grant	-	-	-	-	-	-	-
Other	-	-	-	-	-	-	-
TOTAL	**$ 12,000**	**$ -**	**$ -**	**$ -**	**$ -**	**$ -**	**$ 12,000**

3500 - STORMWATER DEPARTMENT
SUMMARY

The Stormwater department assures compliance with the National Pollution Elimination Discharge System regulations. This entails public education and outreach, illicit discharge detection, post construction stormwater controls, public involvement, construction site runoff, and pollution prevention and good housekeeping.

PROJECT DESCRIPTION	FY21-22	FY22-23	FY23-24	FY24-25	FY25-26	FUTURE	TOTAL
Stormwater Master Plan	35,000						35,000
Terry Estates SCM	35,349	59,887	32,719				127,955
Vehicle Replacement	30,000						30,000
TOTAL	**$ 100,349**	**$ 59,887**	**$ 32,719**	**$ -**	**$ -**	**$ -**	**$ 192,955**

EXPENDITURE CLASSIFICATION	FY21-22	FY22-23	FY23-24	FY24-25	FY25-26	FUTURE	TOTAL
Planning/Design/Engineering	70,349						70,349
Land							
Construction		59,887	32,719				92,606
Equipment	30,000						30,000
TOTAL	**$ 100,349**	**$ 59,887**	**$ 32,719**				**$ 192,955**

REVENUE CLASSIFICATION	FY21-22	FY22-23	FY23-24	FY24-25	FY25-26	FUTURE	TOTAL
Operating Revenues	74,790	34,288	7,120				116,198
Debt/Financing							
Grant	25,599	25,599	25,599				76,797
Other							
TOTAL	**$ 100,349**	**$ 59,887**	**$ 32,719**				**$ 192,955**

Potential Grants	(25,599)	(25,599)	(25,599)	-	-	-	(76,797)
From Capital Reserve	-	-	-	-	-	-	-
Recon to Operating Budget	74,750	34,288	7,120	-	-	-	116,158

CIP PROJECT REQUEST FORM

PROJECT TITLE:	DEPARTMENT:	NUMBER:	PRIORITY:	PRIORITY:
Stormwater Master Plan	Planning/Stormwater		ORGANIZATIONAL	DEPARTMENTAL

DESCRIPTION: The stormwater master plan was last updated in 2010. Projects and changes in conditions need to be updated to properly plan capital projects for the stormwater system.

EXPENDITURE CLASSIFICATION	**FY21-22**	**FY22-23**	**FY23-24**	**FY24-25**	**FY25-26**	**FUTURE**	**TOTAL**
Planning/Design/Engineering	35,000						
Land	-						
Construction	-						
Equipment	-						
TOTAL	**$ 35,000**						

REVENUE CLASSIFICATION	**FY21-22**	**FY22-23**	**FY23-24**	**FY24-25**	**FY25-26**	**FUTURE**	**TOTAL**
Operating Revenues	35,000						
Debt/Financing	-						
Grant	-						
Other	-						
TOTAL	**$ 35,000**						

CIP PROJECT REQUEST FORM

PROJECT TITLE: Vehicle Replacement	DEPARTMENT: Planning/Stormwater	NUMBER:	PRIORITY: ORGANIZATIONAL	PRIORITY: DEPARTMENTAL

DESCRIPTION:

Replace 2006 truck for stormwater field work.

EXPENDITURE CLASSIFICATION	FY21-22	FY22-23	FY23-24	FY24-25	FY25-26	FUTURE	TOTAL
Planning/Design/Engineering	-	-	-	-	-	-	-
Land	-	-	-	-	-	-	-
Construction	-	-	-	-	-	-	-
Equipment	30,000			-	-	-	30,000
TOTAL	**$ 30,000**	**$ -**		**$ -**	**$ -**	**$ -**	**$ 30,000**

REVENUE CLASSIFICATION	FY21-22	FY22-23	FY23-24	FY24-25	FY25-26	FUTURE	TOTAL
Operating Revenues	30,000	-	-	-	-	-	30,000
Debt/Financing	-	-	-	-	-	-	-
Grant	-	-	-	-	-	-	-
Other	-	-	-	-	-	-	-
TOTAL	**$ 30,000**	**$ -**	**$ -**	**$ -**	**$ -**	**$ -**	**$ 30,000**

CIP PROJECT REQUEST FORM

PROJECT TITLE:	DEPARTMENT:	NUMBER:	PRIORITY:	PRIORITY:
Terry Estates SCM	Planning/Stormwater		ORGANIZATIONAL	DEPARTMENTAL

DESCRIPTION:

The public parking lot on Terry Estates/Black Mountain Ave is a location in which a SCM retrofit is called for in the stormwater master plan. This project is currently part of a grant application, which is reflected below. The project is being administrated by Land of Sky. This reflects the total project budget. The town will only be invoiced quarterly, and annual totals are in the operating revenue line.

TOTAL	**FY21-22**	**FY22-23**	**FY23-24**	**FY24-25**	**FY25-26**	**FUTURE**	**TOTAL**
Planning/Design/Engineering	35,389	59,887	32,719	-	-	-	127,995
Land	-	-	-	-	-	-	-
Construction	-	-	-	-	-	-	-
Equipment	-	-	-	-	-	-	-
TOTAL	**$ 35,389**	**$ 59,887**	**$ 32,719**	**$ -**	**$ -**	**$ -**	**$ 127,995**

REVENUE CLASSIFICATION	**FY21-22**	**FY22-23**	**FY23-24**	**FY24-25**	**FY25-26**	**FUTURE**	**TOTAL**
Operating Revenues	9,790	34,288	7,120	-	-	-	51,198
Debt/Financing	-	-	-	-	-	-	-
Grant	25,599	25,599	25,599	-	-	-	76,797
Other	-	-	-	-	-	-	-
TOTAL	**$ 35,389**	**$ 59,887**	**$ 32,719**	**$ -**	**$ -**	**$ -**	**$ 127,995**